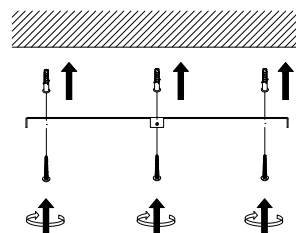
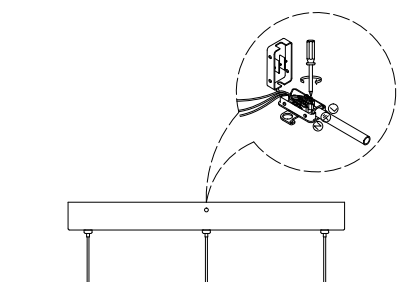


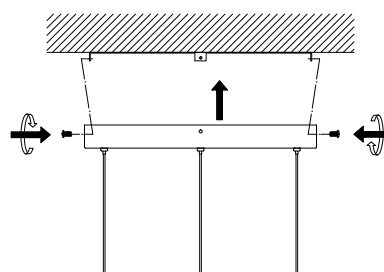
1. Turn off the general switch



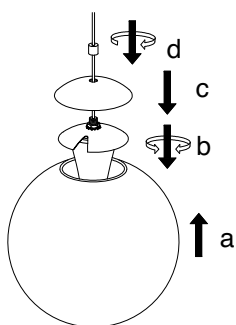
2. Align, mark & drill holes  
Apply the screws



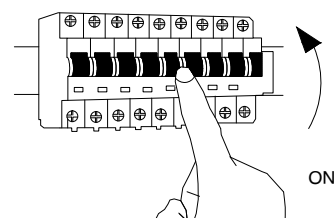
3. Connect the wires



4. Apply side screws to make it stable



5. a. Apply the cup by pressing it up  
b. Connect parts by rotate  
c. Connect parts by pressing them together  
d. Connect parts by rotate



6. Turn on the general switch

