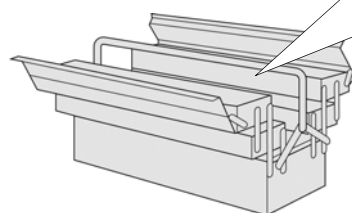
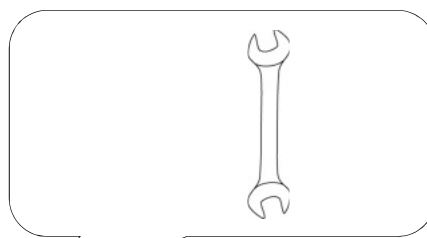



Arlon

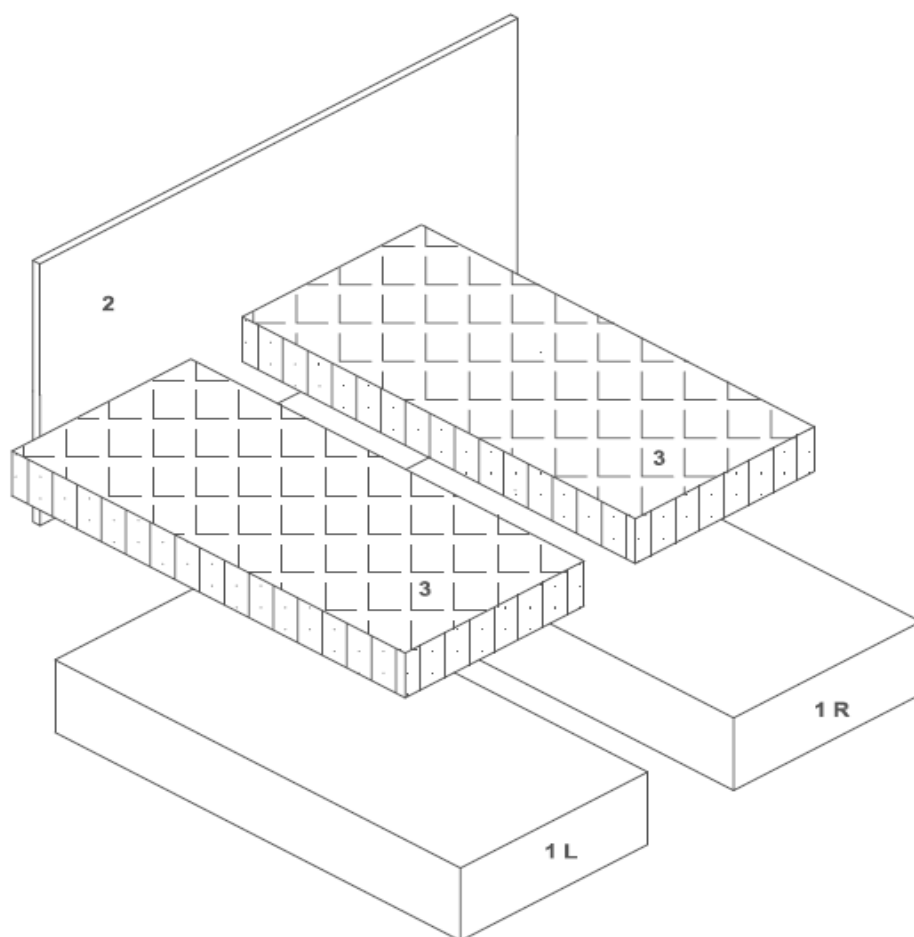


- | | |
|----------------------------------|---------------------------------------|
| D Montageanleitung | GB Assembly instructions |
| FR Notice de montage | NL Handleiding voor de montage |
| CZ Montážní návod | IT Istruzioni di montaggio |
| RO Instrucțiuni de montaj | RU инструкция по сборке |
| PL Instrukcja montażu | SK Návod na montáž |
| HU Szerelési útmutató | TR Montaj talimati |



0
10
20
30
40
50
60
70
80
90
100
110
120
130
140
150
160
170
180
190
200

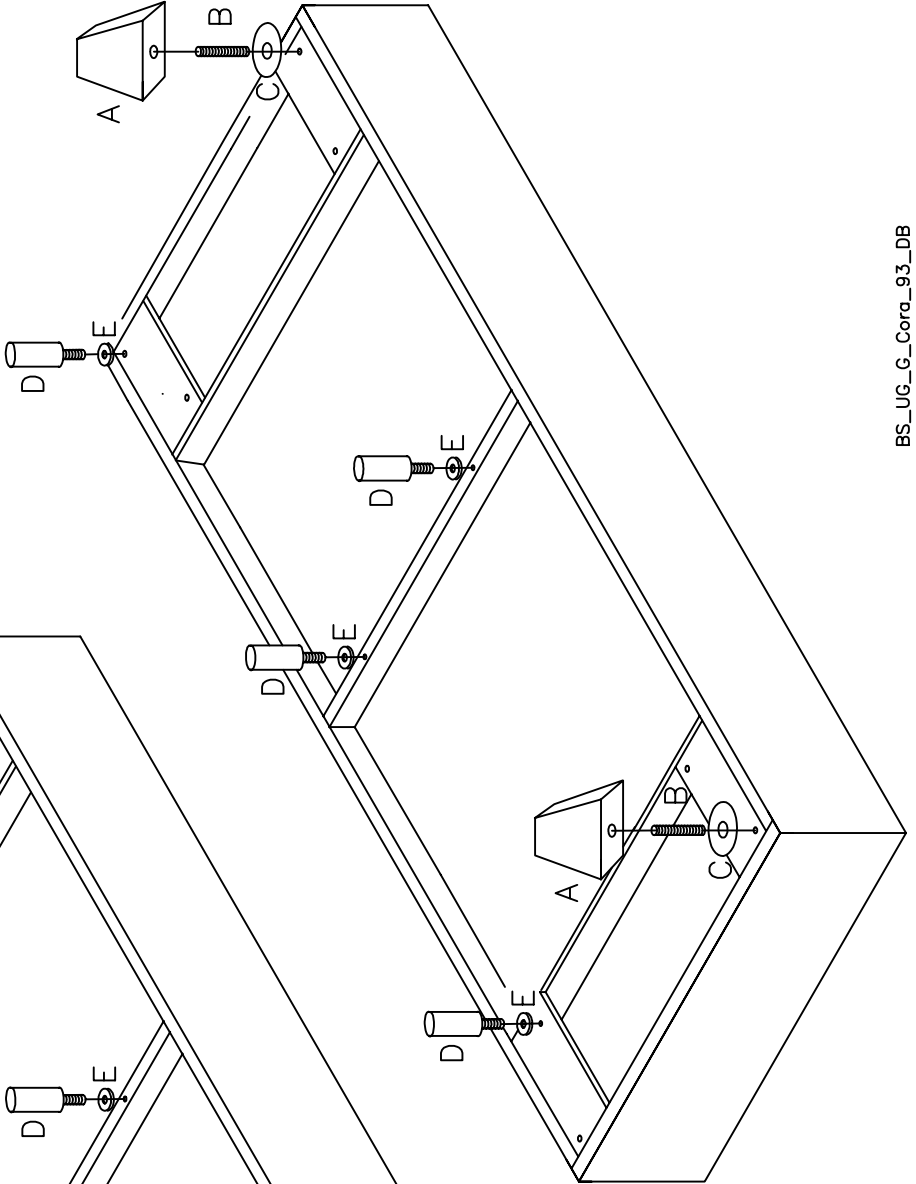
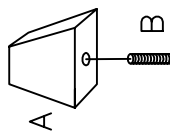
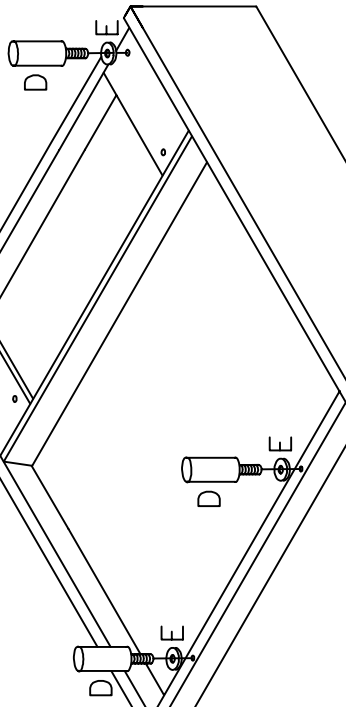
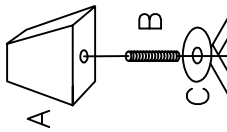
Service • Assistenza • Dienstverlening • Serwis Servis • Szerviz • Сервисная служба	
Name • Nom • Nome • Naam Nazwa • Jméno • Názov • Név Denumire • İsim • Название	Arlon DB
Nr. • No. • N° • Номер • Č • Sz	SH55
Typ • Type • Tip • Típus • Tipo Тип	BS G

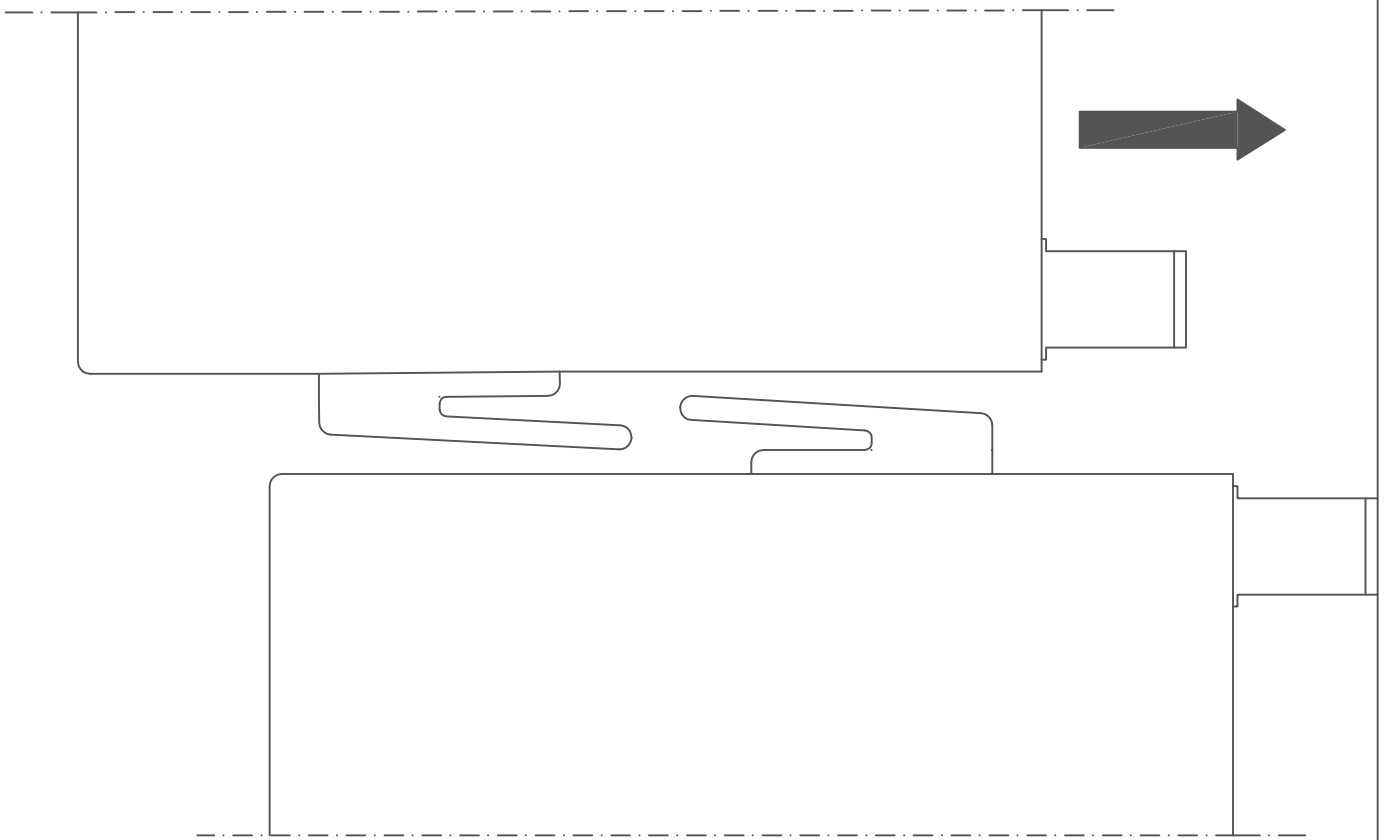


A	B	C	D	E	F	G
4x	4x 8x45	12x 8x40	8x	8x 8x50	8x 8x60	8x M8






A		4x			
B		4x 8x45			
C		4x 8x40			
D		8x			
E		8x 8x50			





3.

Achtung! Schrauben nicht überdrehen	GB Watch Out! Do not over tighten
FR Attention! Ne serrez pas trop	NL Let Op! Niet te vast
CZ Dávej Pozor! Nepřetahujte	IT Attento! Non stringere
RO Ai Grija! Nu strângeți	RU Осторожно! Не затягивайте
PL Uważaj! Nie dokręcać zbyt mocno	SK Dávaj Pozor! Nepretahujte
HU Vigyázz! Ne húzza túl	TR Dikkat! Üzerinde sıkmayın

F		8x 8x60
C		8x 8x40
G		8x M8

