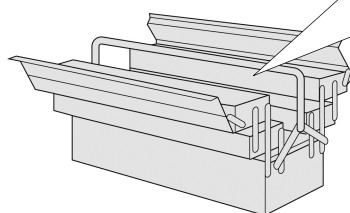
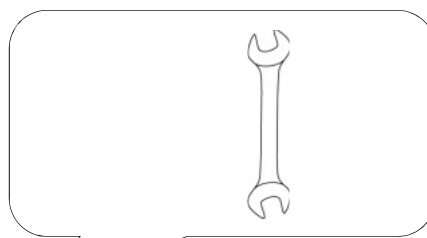


Casey

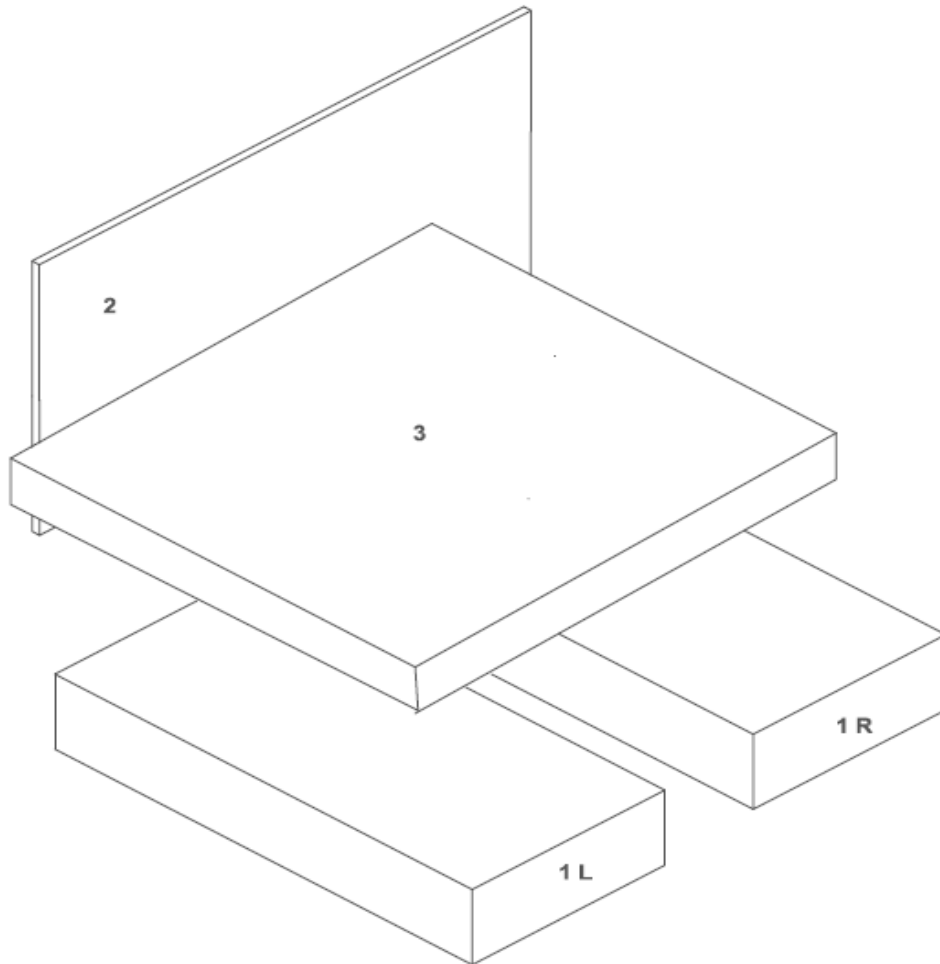

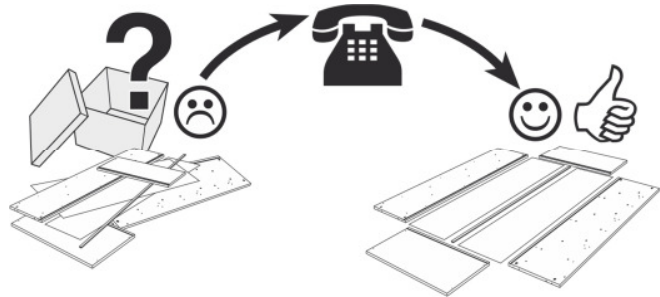


- | | |
|----------------------------------|---------------------------------------|
| D Montageanleitung | GB Assembly instructions |
| FR Notice de montage | NL Handleiding voor de montage |
| CZ Montážní návod | IT Istruzioni di montaggio |
| RO Instrucțiuni de montaj | RU инструкция по сборке |
| PL Instrukcja montażu | SK Návod na montáž |
| HU Szerelési útmutató | TR Montaj talimati |



Service • Assistenza • Dienstverlening • Serwis Servis • Szerviz • Сервисная служба

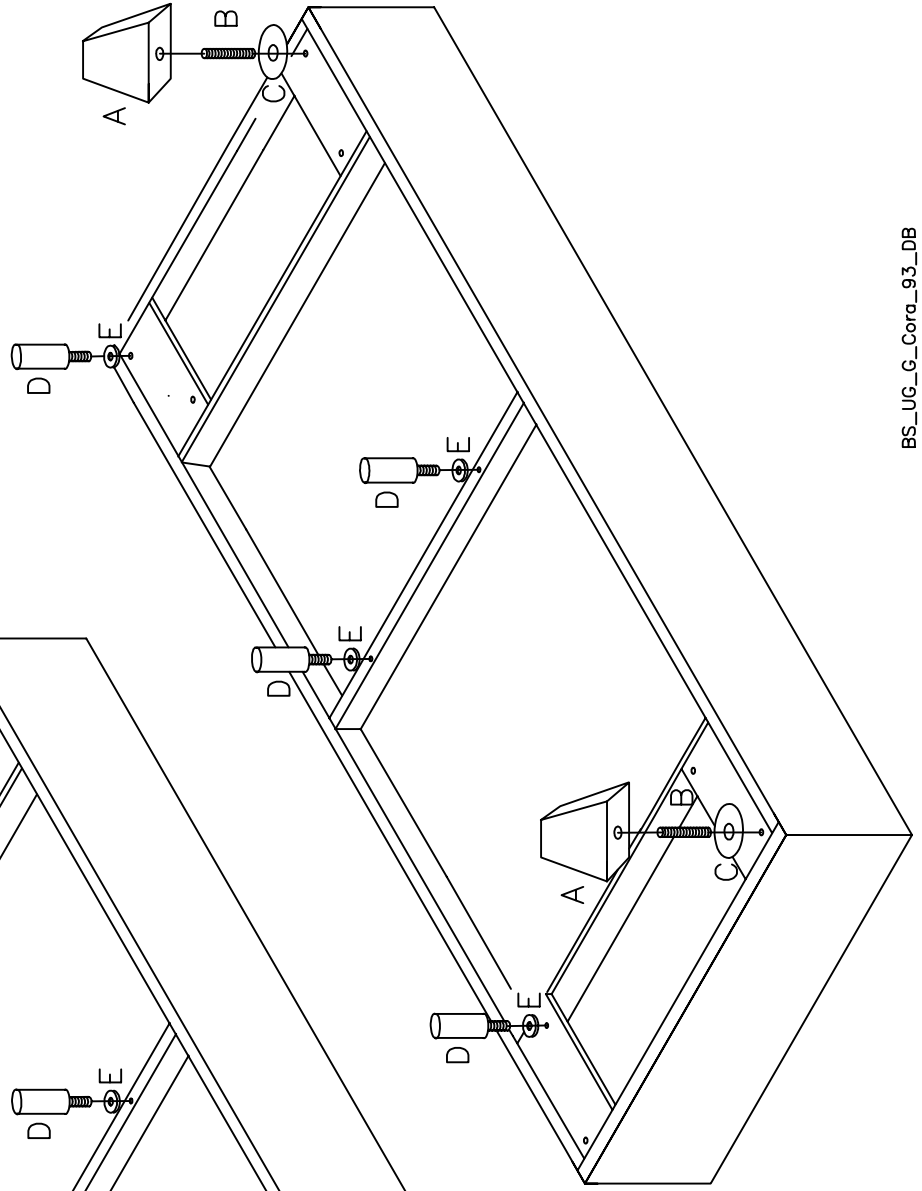
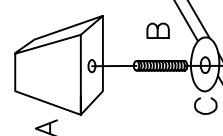
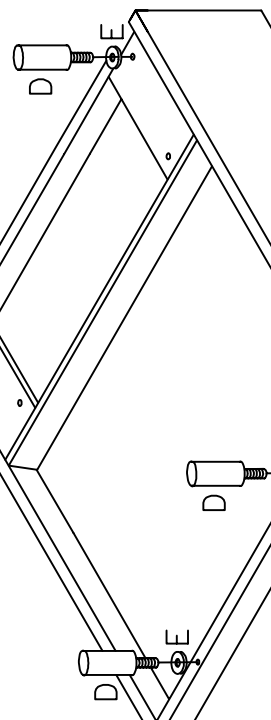
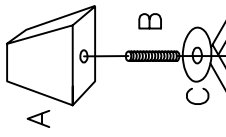
Name • Nom • Nome • Naam Nazwa • Jméno • Názov • Név Denumire • İsim • Название	Casey 140
Nr. • No. • N° • Номер • Č • Sz	SH50
Typ • Type • Tip • Típus • Tipo Тип	BS G

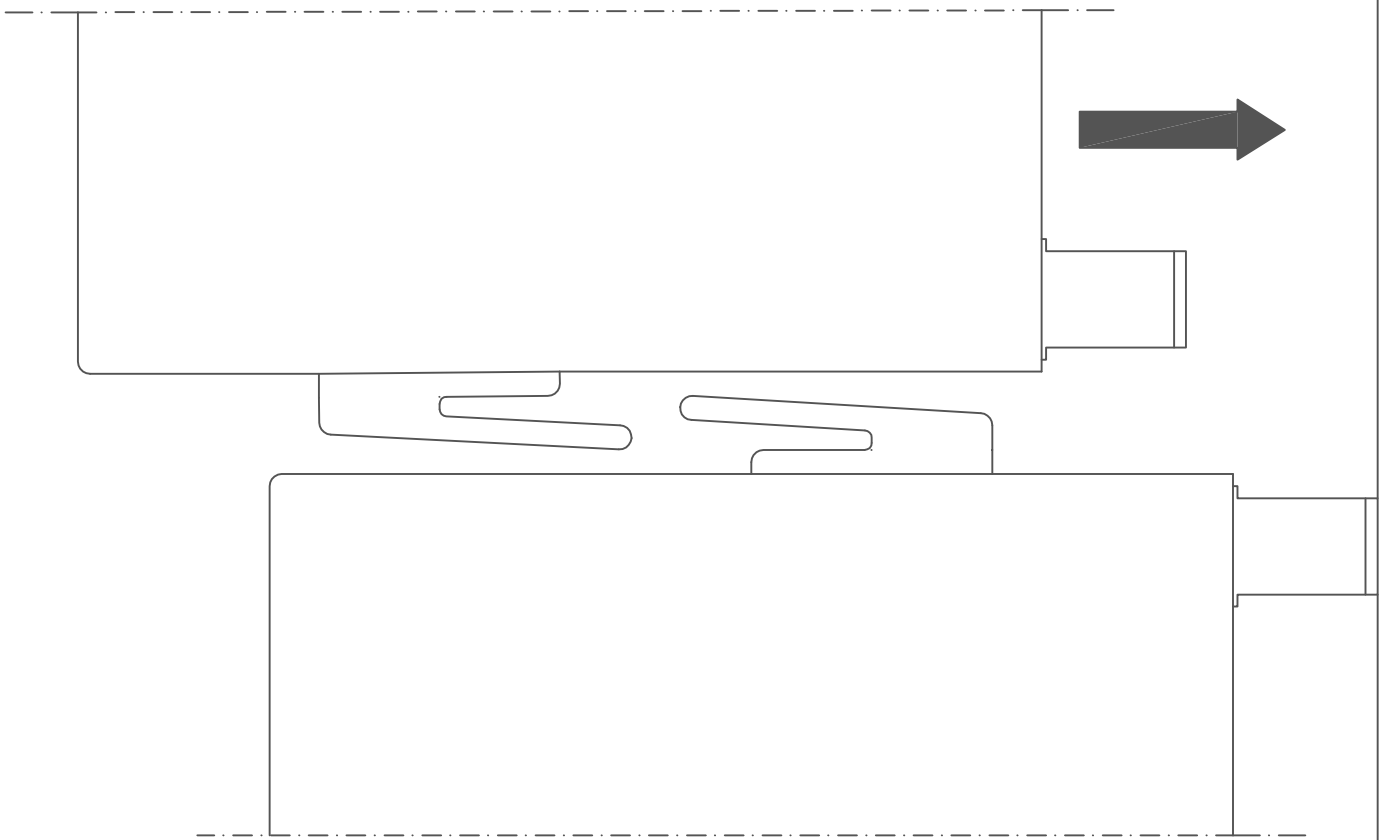


A	B	C	D	E	F	G
4x	4x 8x45	12x 8x40	8x	8x 8x50	8x 8x60	8x M8



A		4x	8x45	4x 8x40	8x 8x50
B		4x 8x45	4x 8x40	8x	8x 8x50
C		4x 8x40	8x	8x	8x 8x50
D		8x	8x	8x	8x 8x50
E		8x 8x50	8x	8x	8x 8x50





3.

Achtung! Schrauben nicht überdrehen

GB Watch Out! Do not over tighten

FR Attention! Ne serrez pas trop

NL Let Op! Niet te vast

CZ Dávej Pozor! Nepřetahujte

IT Attento! Non stringere

RO Ai Grija! Nu strângeți




RU Осторожно! Не затягивайте

PL Uważaj! Nie dokręcać zbyt mocno

SK Dávaj Pozor! Nepretahujte

HU Vigyázz! Ne húzza túl

TR Dikkat! Üzerinde sıkmayın

F		8x 8x60
C		8x 8x40
G		8x M8

