

Skyler100



D Montageanleitung

GB Assembly instructions

FR Notice de montage

NL Handleiding voor de montage

CZ Montážní návod

IT Istruzioni di montaggio

RO Instrucțiuni de montaj

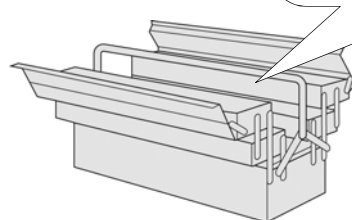
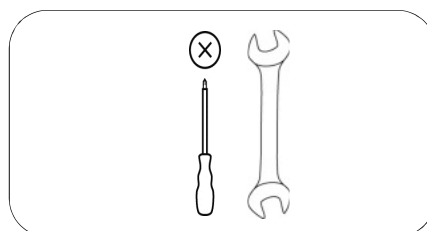
RU инструкция по сборке

PL Instrukcja montażu

SK Návod na montáž

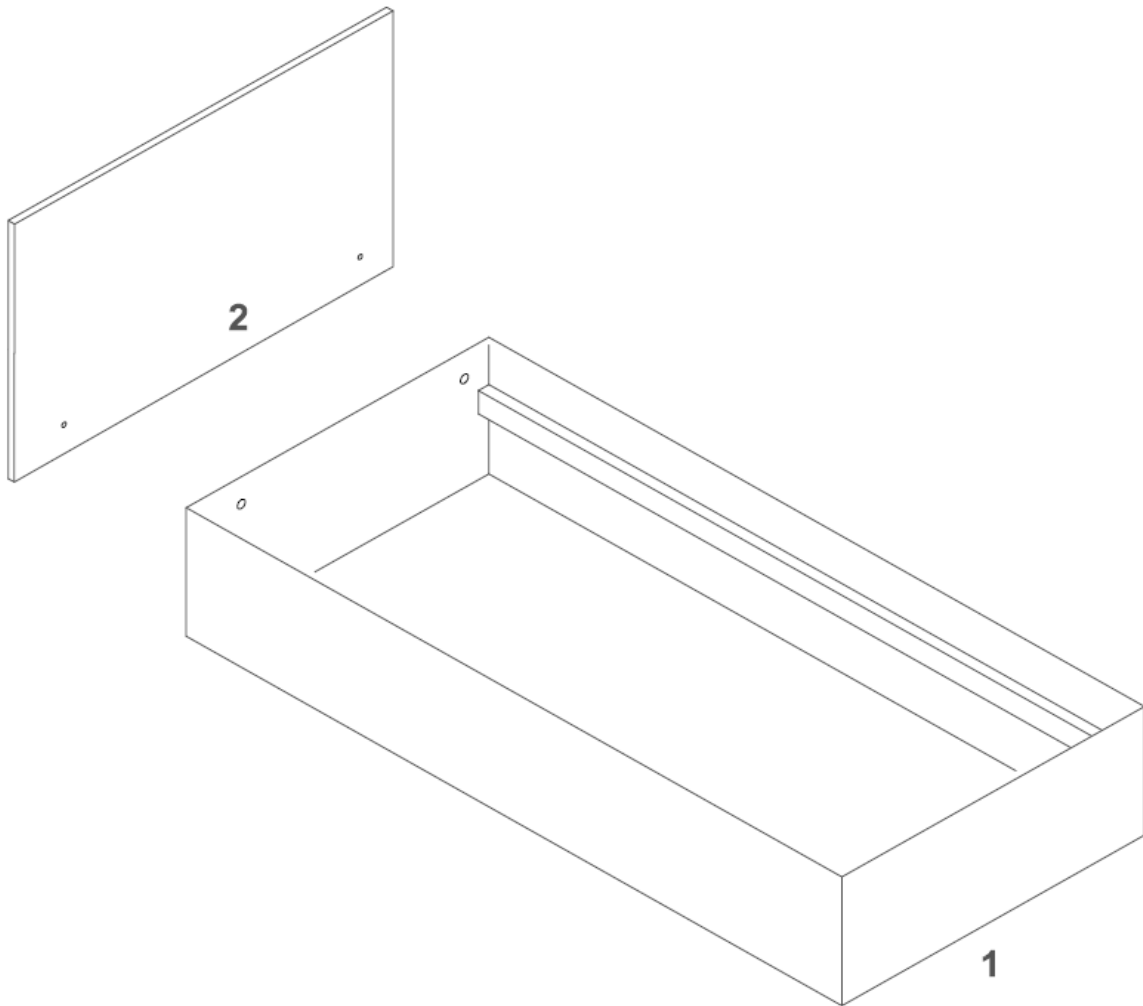
HU Szerelési útmutató

TR Montaj talimati



0
10
20
30
40
50
60
70
80
90
100
110
120
130
140
150
160
170
180
190
200

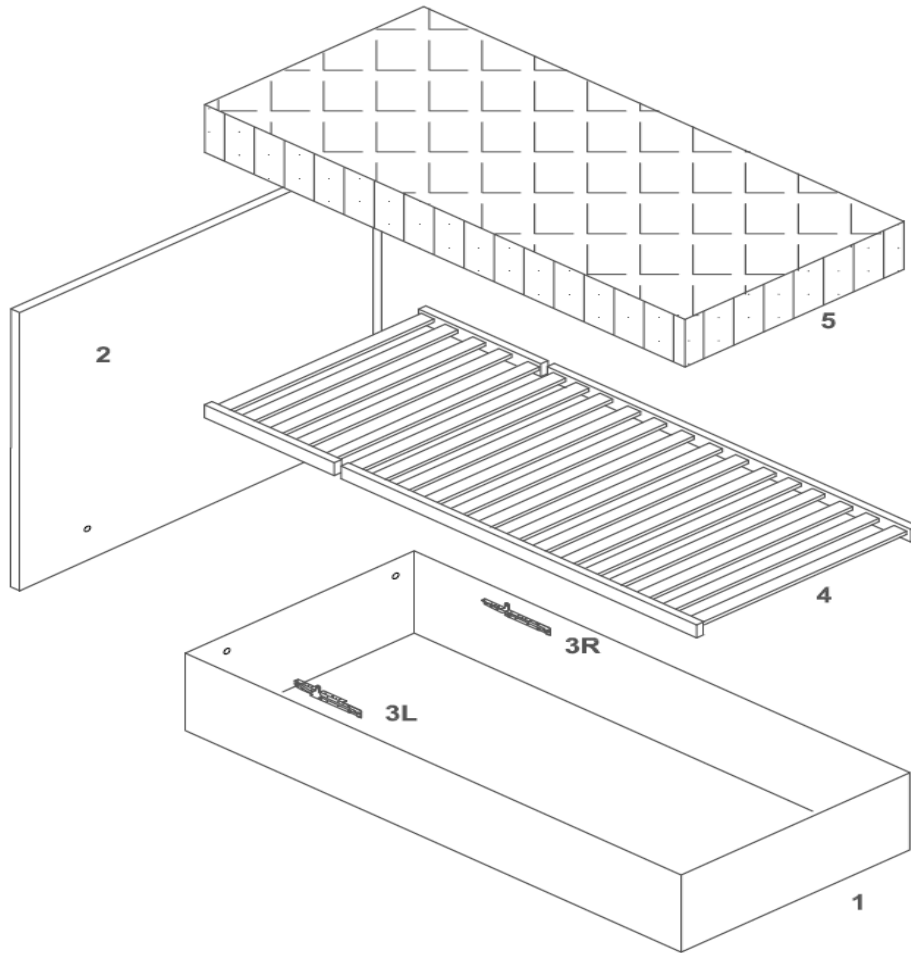
Service • Assistenza • Dienstverlening • Serwis Servis • Szerviz • Сервисная служба	
Name • Nom • Nome • Naam Nazwa • Jméno • Názov • Név Denumire • İsim • Название	Skyler100 EB
Nr. • No. • N° • Номер • Č • Sz	SH52
Typ • Type • Tip • Típus • Tipo Тип	OHNE



A	B	C	D	E	F	G	H
4x	4x 8x45	4x 8x20	4x 10x80	2x	4x 8x60	4x 8x40	4x M8

0
10
20
30
40
50
60
70
80
90
100
110
120
130
140
150
160
170
180
190
200

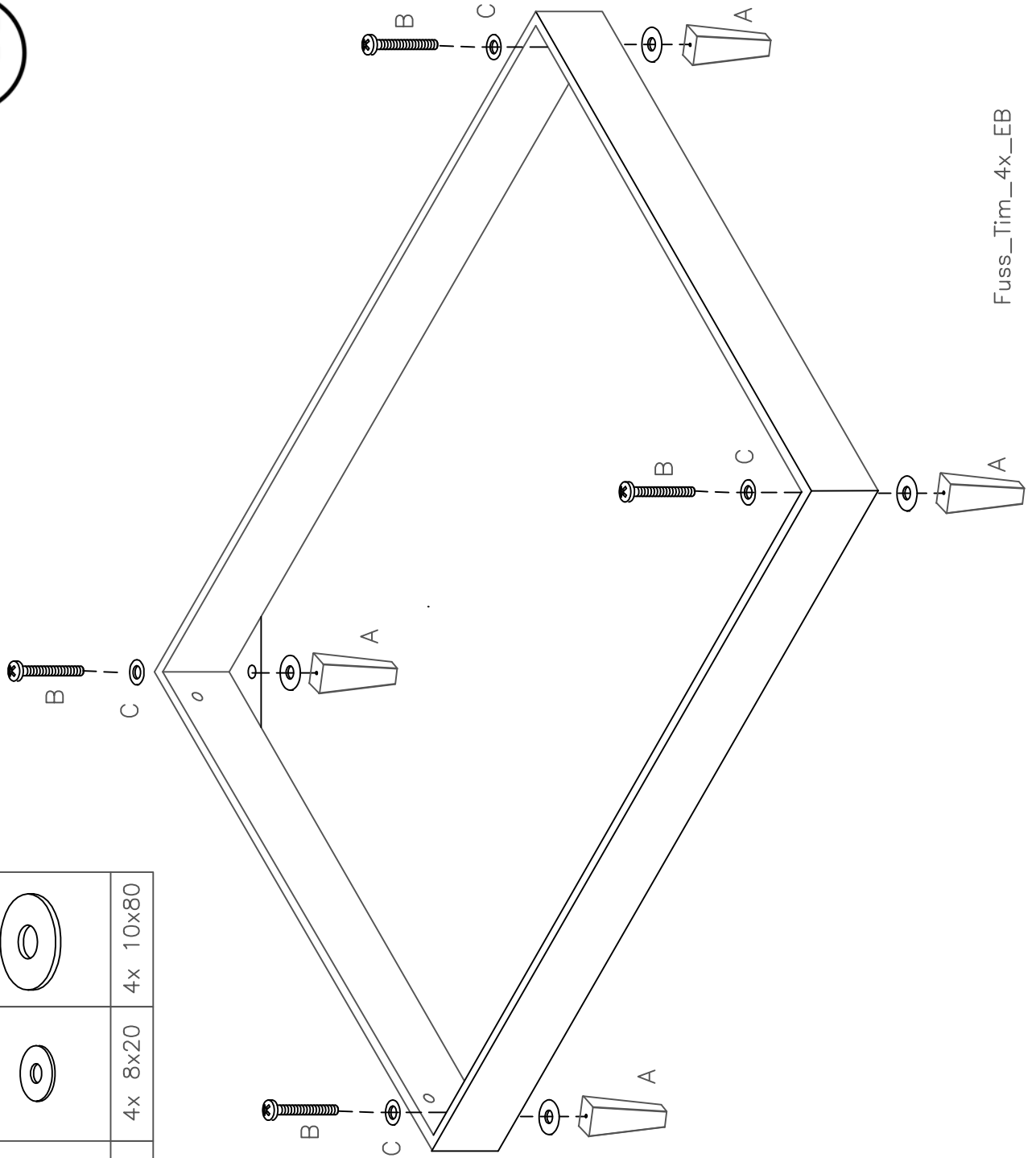
Service • Assistenza • Dienstverlening • Serwis Servis • Szerviz • Сервисная служба	
Name • Nom • Nome • Naam Nazwa • Jméno • Názov • Név Denumire • Ísim • Название	Skyler100 EB
Nr. • No. • N° • Номер • Č • Sz	SH52
Typ • Type • Tip • Típus • Tipo Тип	LARO



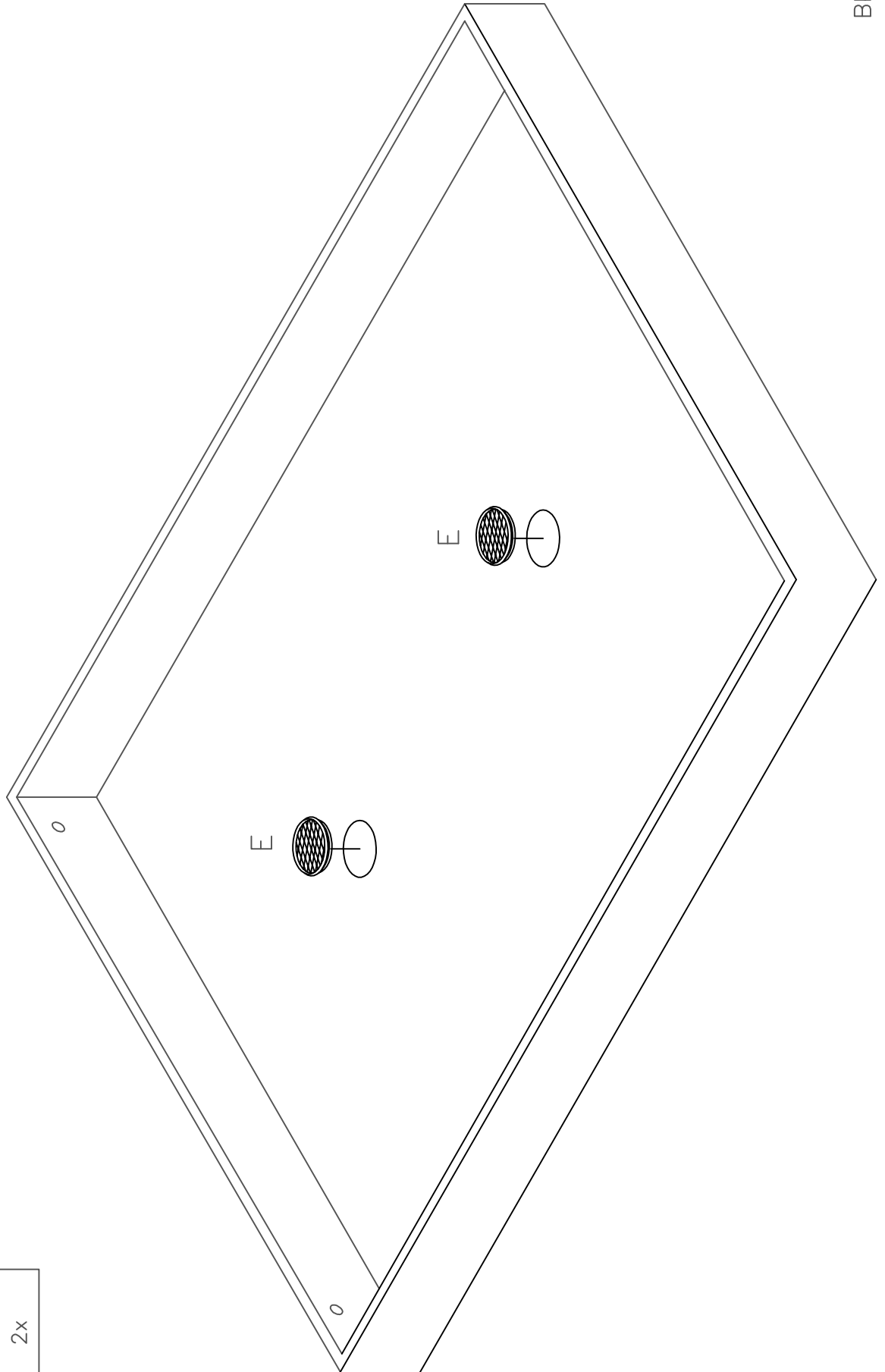
A	B	C	D	E	F	G	H
4x	4x 8x45	4x 8x20	4x 10x80	2x	4x 8x60	4x 8x40	4x M8



A		4x		
B		4x 8x45		
C		4x 8x20		
C		4x 10x80		





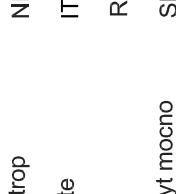



Fuss_Tim_4x_EB



E		2x
---	--	----



F		H		4x 8x60	4x M8
G		H		4x 8x40	4x M8
G		H		4x 8x40	4x M8

Achtung! Schrauben nicht überdrehen	GB Watch Out! Do not over tighten
FR Attention! Ne serrez pas trop	NL Let Op! Niet te vast
CZ Dávej Pozor! Nepřetahujte	IT Attento! Non stringere
RO Ai Grija! Nu strângeți	RU Осторожно! Не затягивайте
PL Uwaga! Nie dokręcać zbyt mocno	SK Dávaj Pozor! Nepret'ahujte
HU Vigyázz! Ne húzza túl	TR Dikkat! Üzerinde sıkmayın

