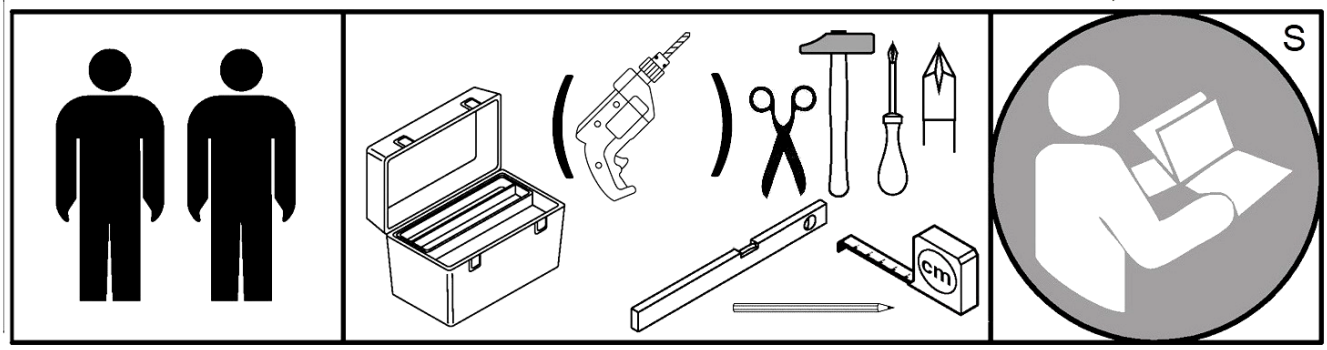

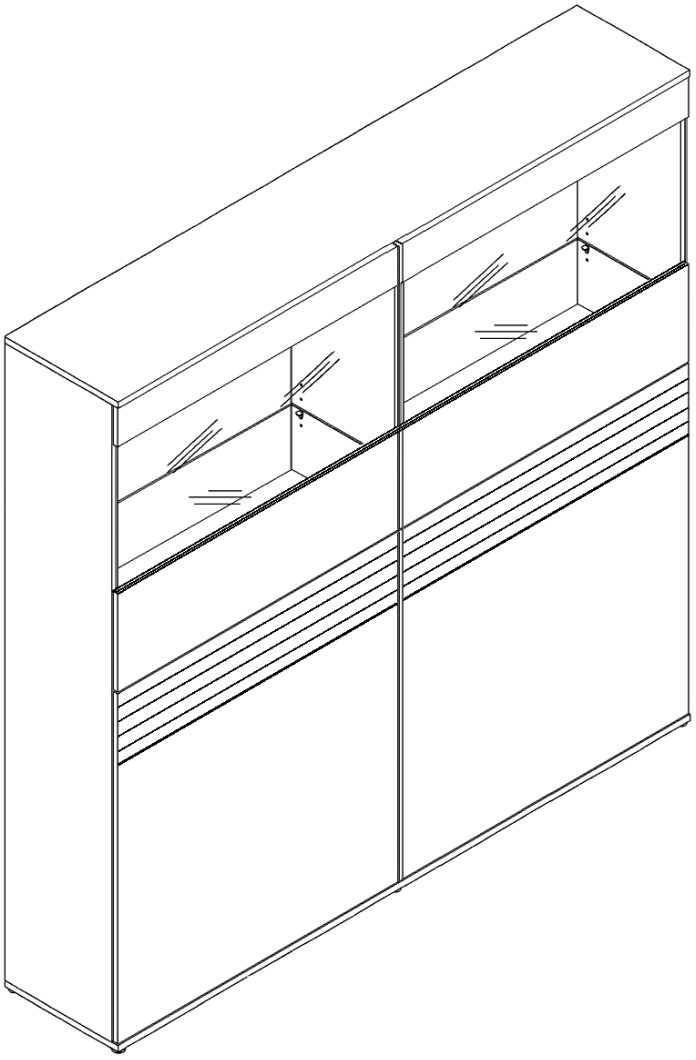

(D) **Montageanleitung**
(GB) **Assembly instructions**
(NL) **Handleiding voor de montage**
(HU) **Szerelési útmutató**
(PL) **Instrukcja montażu**
(RO) **Instrucţiuni de montaj**
(FR) **Notice de montage**
(CZ) **Montážní návod**
(TR) **Montaj talimatı**
(IT) **Istruzioni di montaggio**
(SK) **Návod na montáž**
(RU) **Инструкция по монтажу**

Service · Dienstverlening · Serwis · Servis · Сервисная служба

Name · Naam · Nazwa · isim · название
Nr. · No. · Nazwa · isim · номер
Typ · Type. · Tip · тип
Farbe · colour · Renk · Kleur · Kolor · Цвет

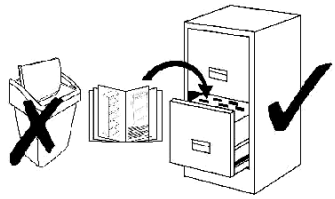



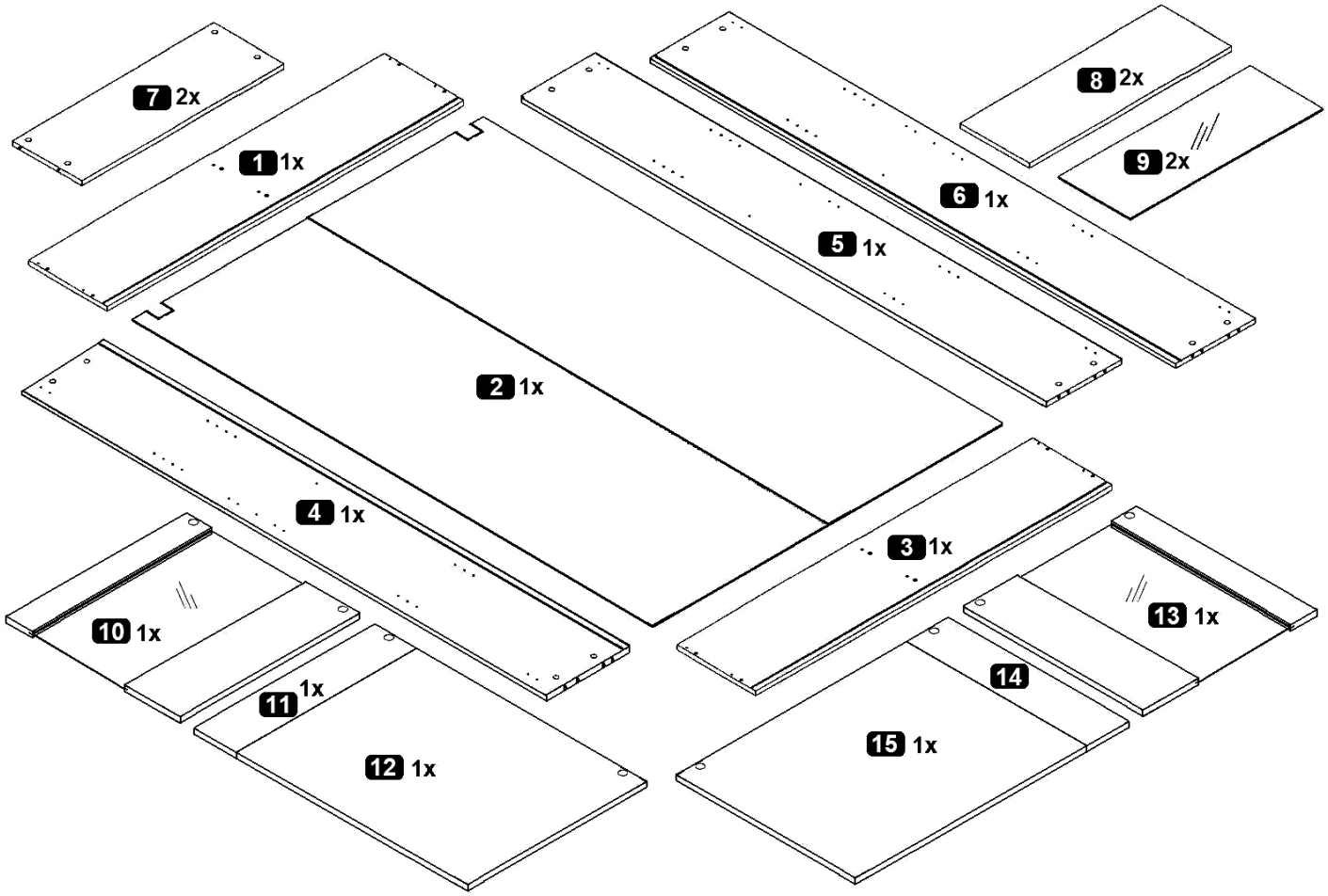

1	1x	ca. 1060 x 300 mm
2	1x	ca. 1212 x 1041 mm
3	1x	ca. 1060 x 300 mm
4	1x	ca. 1200 x 280 mm
5	1x	ca. 1200 x 260 mm

6	1x	ca. 1200 x 280 mm
7	2x	ca. 507 x 260 mm
8	2x	ca. 507 x 240 mm
9	2x	ca. 507 x 240 mm
10	1x	ca. 528 x 528 mm

11	1x	ca. 528 x 100 mm
12	1x	ca. 528 x 562 mm
13	1x	ca. 528 x 528 mm
14	1x	ca. 528 x 100 mm
15	1x	ca. 528 x 562 mm

A 8,0 x 30 mm 16x	B 16x	C 28x	D 3,9x9,5mm 4x	E 60 mm 4x	F h=2 8x	G Ø26 Kr.0 8x
H 16x	I 2,7 x 20 mm 8x	J 6x	K 4,0 x 20 mm 6x	L 2x	M 76 mm 2x	

MA1

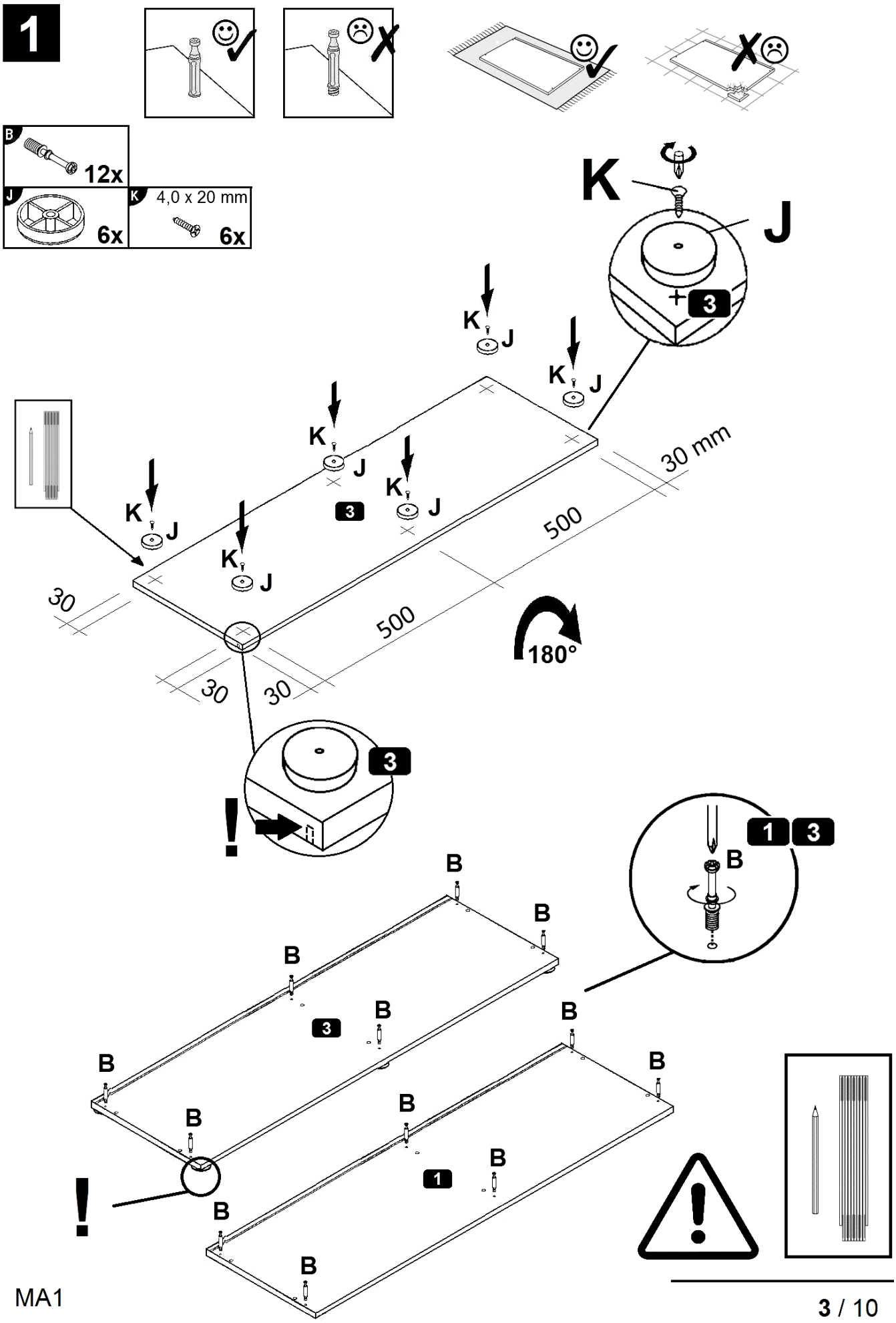
1
B
12x
J
6x
K
4,0 x 20 mm
6x
K
J
3
30 mm
500
500
30
30
30
180°
!
1
3
B
!

2

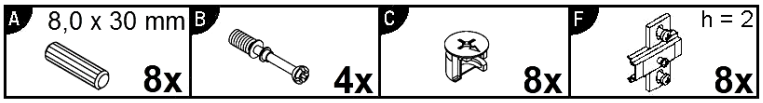



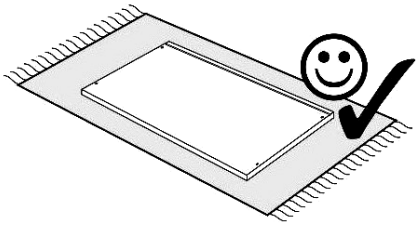

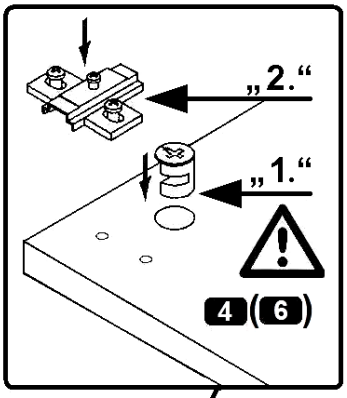

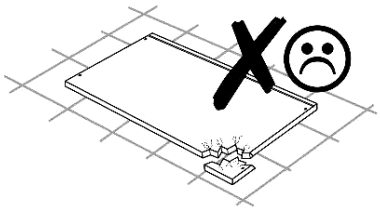

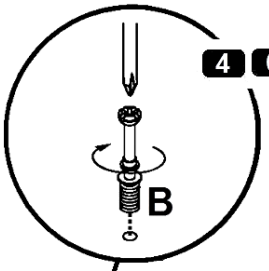

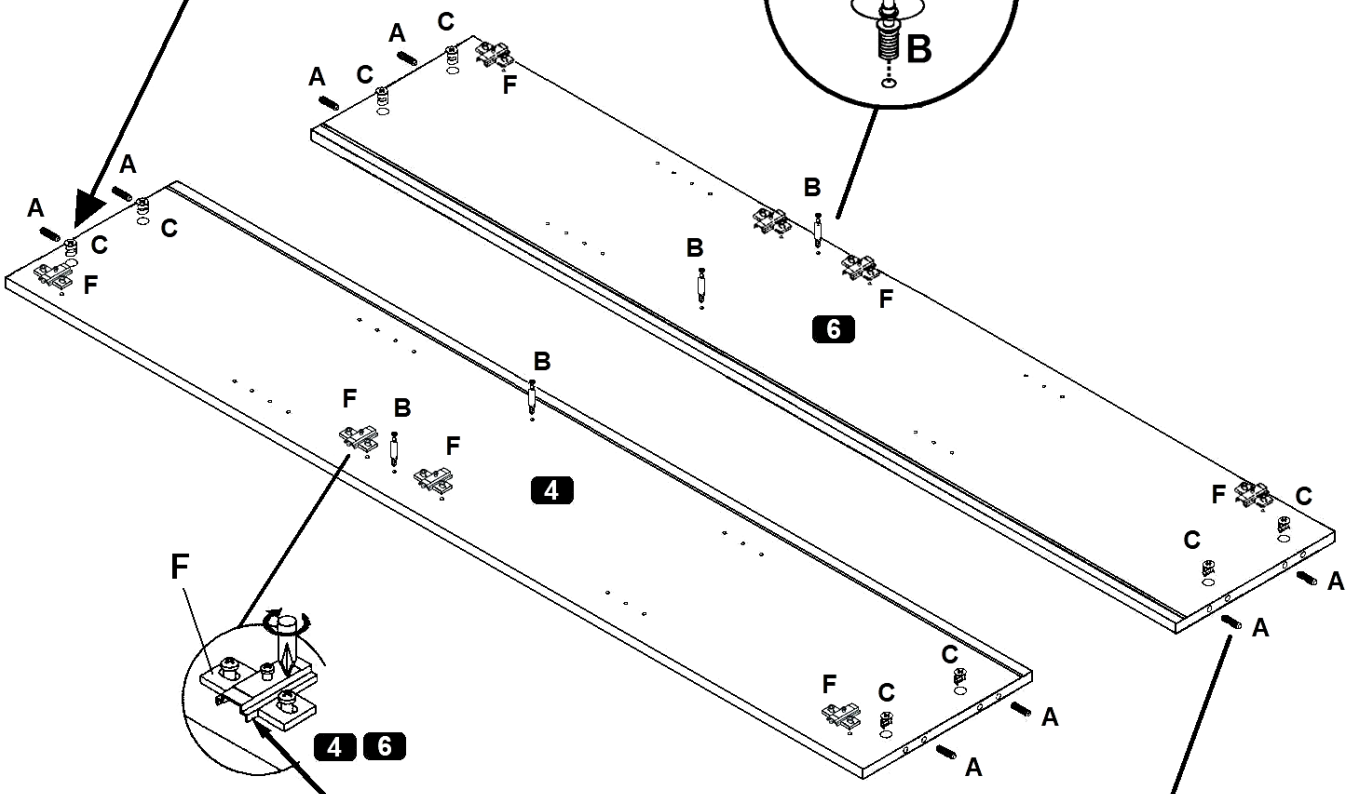

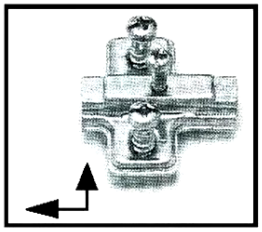

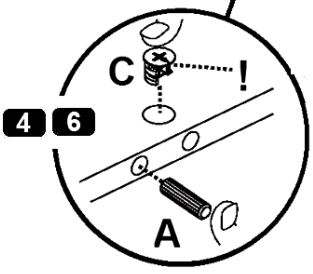

3

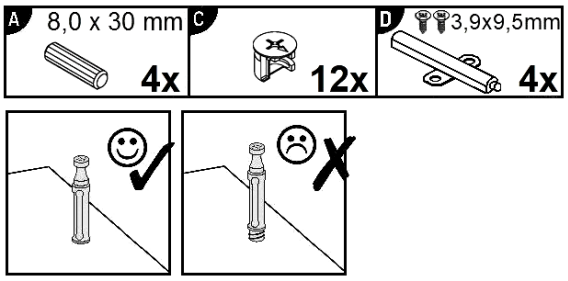
A 8,0 x 30 mm
4x
C
12x
D 3,9x9,5mm
4x

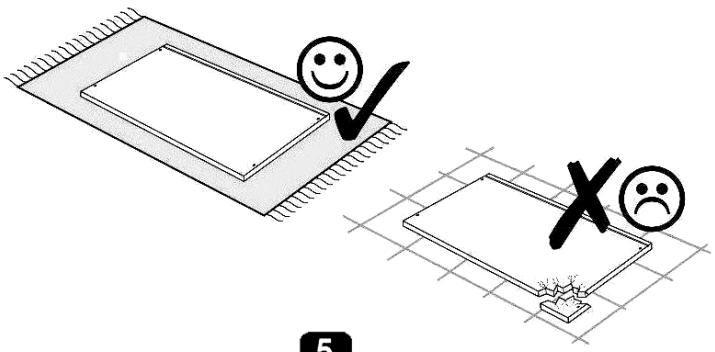

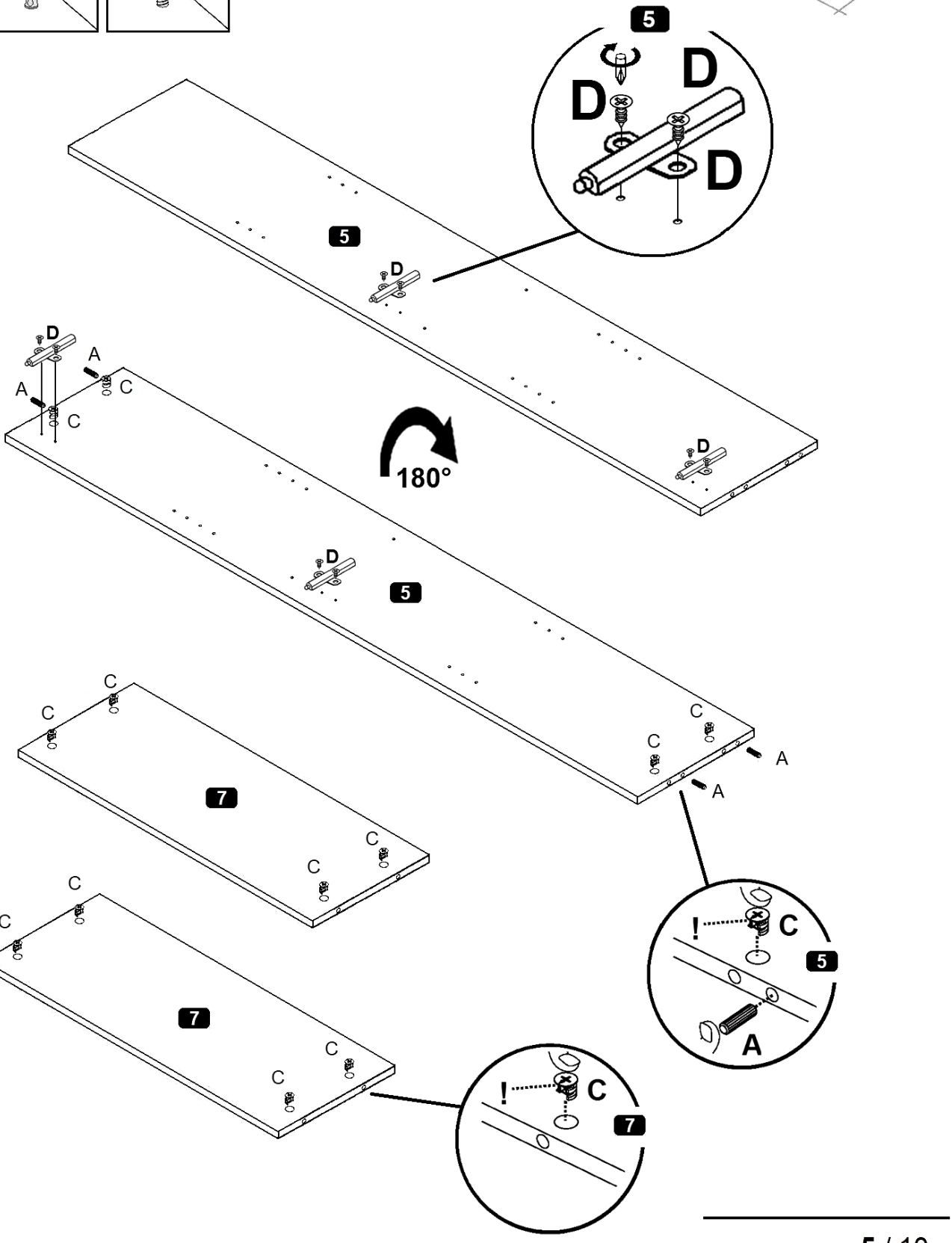
5
D
D
D
D
5
D
A
A
C
C
180°
D
5
C
C
C
C
A
A
7
C
C
C
C
7
!
C
5
A
!
C
7

4

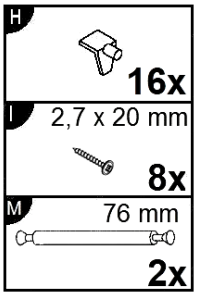
H
16x
I
2,7 x 20 mm
8x
M
76 mm
2x

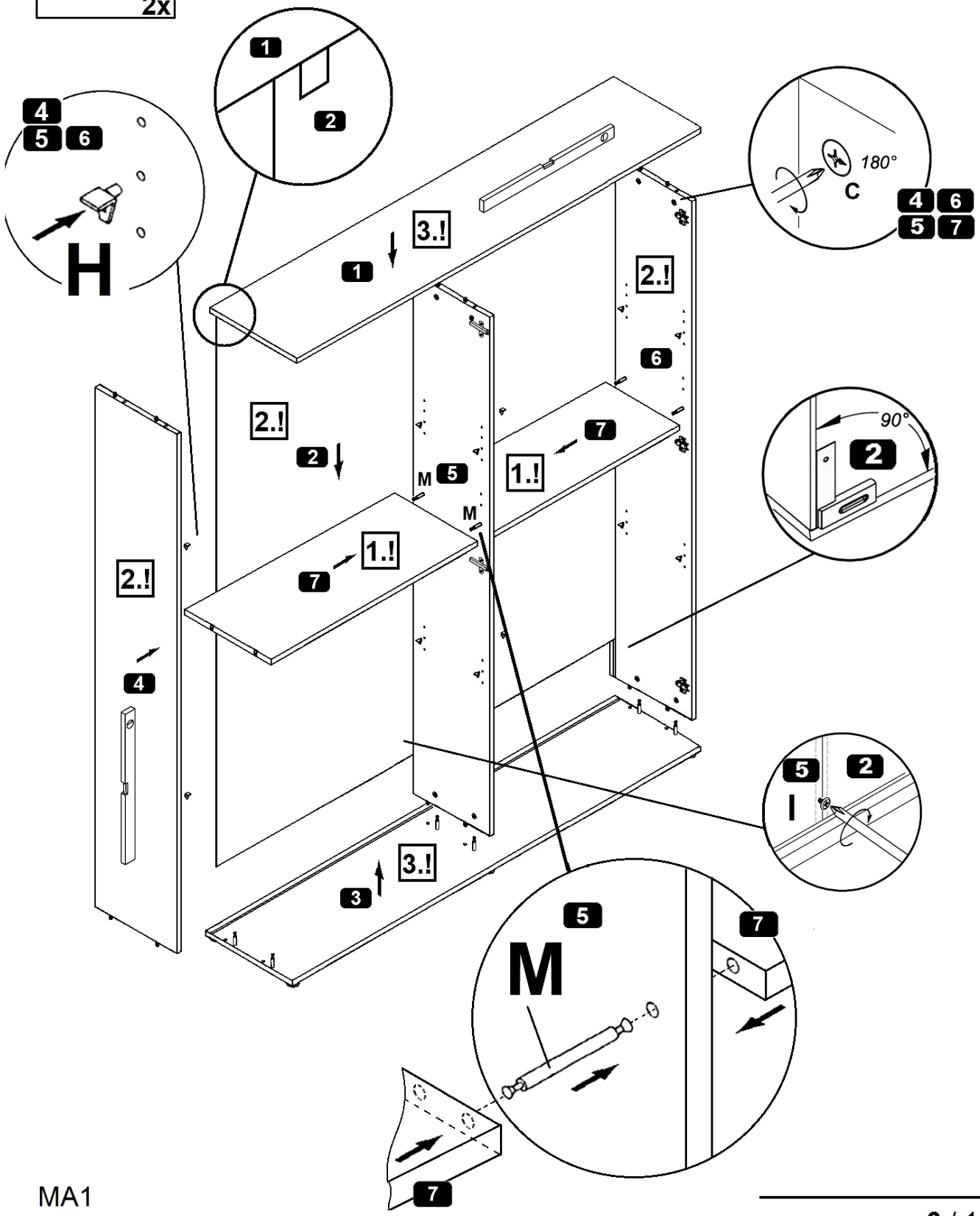
1
2
4
5
6
H
3.!
1
2.!
6
180°
C
4
6
5
7
2.!
2
M
5
M
1.!
7
90°
2
2.!
7
1.!
4
5
2
I
3.!
3
5
M
7
7

5

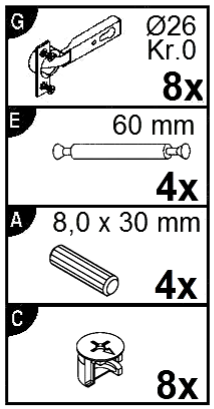
G
Ø26
Kr.0
8x
E
60 mm
4x
A
8,0 x 30 mm
4x
C
8x

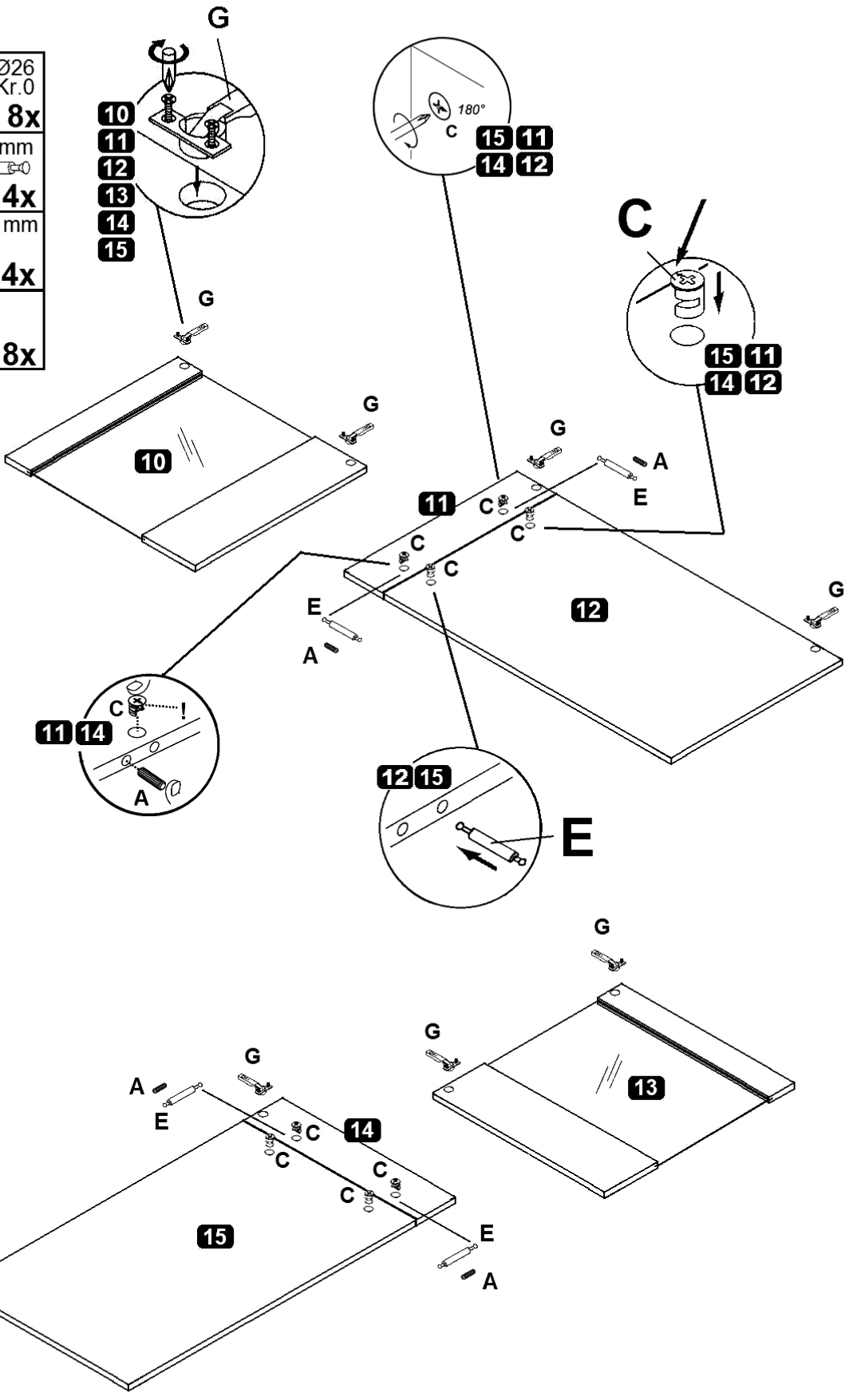
G
10
11
12
13
14
15
180°
C
15 11
14 12
C
15 11
14 12
G
10
G
G
A
E
11
C
C
C
C
E
A
12
G
C
!
11 14
A
12 15
E
G
G
13
G
A
E
C
14
C
C
C
G
15
E
A

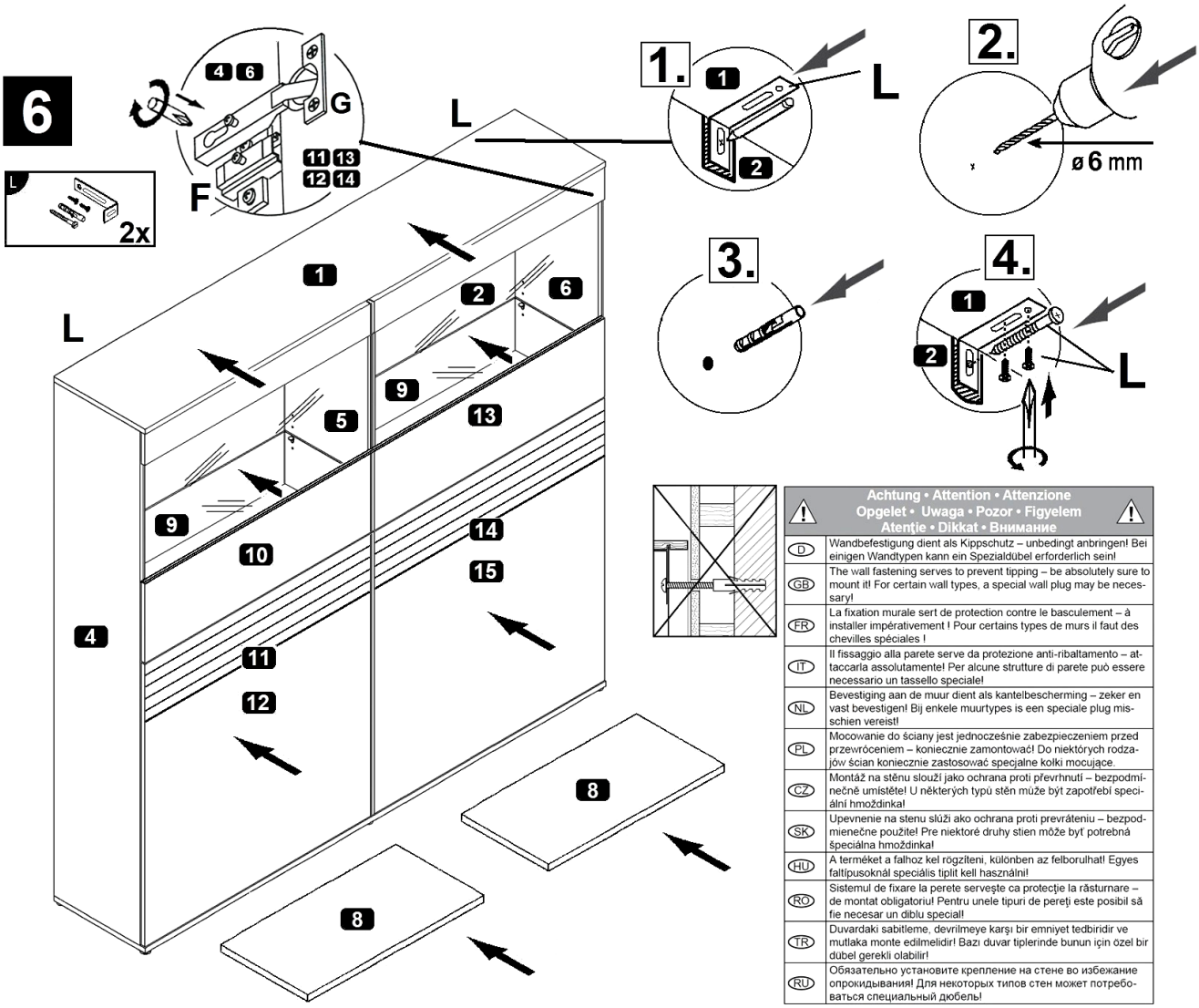

Achtung • Attention • Attenzione Opgelet • Uwaga • Pozor • Figyelem Atenţie • Dikkat • Внимание	
D	Wandbefestigung dient als Kippschutz – unbedingt anbringen! Bei einigen Wandtypen kann ein Spezialdübel erforderlich sein!
GB	The wall fastening serves to prevent tipping – be absolutely sure to mount it! For certain wall types, a special wall plug may be necessary!
FR	La fixation murale sert de protection contre le basculement – à installer impérativement ! Pour certains types de murs il faut des chevilles spéciales !
IT	Il fissaggio alla parete serve da protezione anti-ribaltamento – attaccarla assolutamente! Per alcune strutture di parete può essere necessario un tassello speciale!
NL	Bevestiging aan de muur dient als kantelbescherming – zeker en vast bevestigen! Bij enkele muurtypes is een speciale plug misschien vereist!
PL	Mocowanie do ściany jest jednocześnie zabezpieczeniem przed przewróceniem – koniecznie zamontować! Do niektórych rodzajów ścian konieczne zastosować specjalne kołki mocujące.
CZ	Montáž na stěnu slouží jako ochrana proti převrhnutí – bezpodmínečně umístěte! U některých typů stěn může být zapotřebí speciální hmoždinka!
SK	Upevnenie na stenu slúži ako ochrana proti prevráteniu – bezpodmienečne použite! Pre niektoré druhy stien môže byť potrebná špeciálna hmoždinka!
HU	A terméket a falhoz kel rögzíteni, különben az felborulhat! Egyes faltípusoknál speciális tiplit kell használni!
RO	Sistemul de fixare la perete serveşte ca protecţie la răsturnare – de montat obligatoriu! Pentru unele tipuri de pereţi este posibil să fie necesar un diblu special!
TR	Duvardaki sabitleme, devrilmeye karşı bir emniyet tedbiridir ve mutlaka monte edilmelidir! Bazı duvar tiplerinde bunun için özel bir dübel gerekli olabilir!
RU	Обязательно установите крепление на стене во избежание опрокидывания! Для некоторых типов стен может потребоваться специальный дюбель!

9 / 10

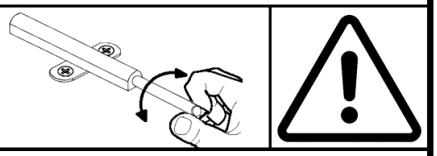

- D **Push-To-Open einstellen**
- GB Adjusting the **Push-To-Open**
- FR **Régler les Push-To-Open**
- IT Sistemare **Push-To-Open**
- NL **Push-To-Open instellen**
- PL Nastawić **Push-To-Open**
- CZ **Vyrovnejte Push-To-Open**
- RO Nastavenie **Push-To-Open**
- HU **Állítsa be az Push-To-Open**
- SK Reglare **Push-To-Open**
- TR **Push-To-Open ayarlanması**
- RU Регулировка **Push-To-Open**

10 / 10

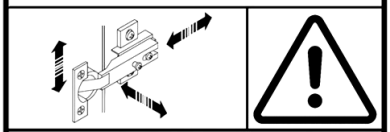

- D **Türen einstellen (Scharniere justieren)**
- GB Adjusting the doors (adjusting the hinges)
- FR **Régler les portes (ajuster les charnières)**
- IT Sistemare le porte (regolare le cerniere)
- NL **Deuren instellen (scharnieren afstellen)**
- PL Nastawić drzwi (wyregulować zawiasy)
- CZ **Vyrovnejte dvířka (seřiďte závěsy)**
- RO Nastavenie dverí (nastavenie závesov)
- HU **Állítsa be az ajtókat (állítsa be a zsanérokat)**
- SK Reglare uşi (ajustare balamale)
- TR **Kapıların ayarlanması (menteşelerin seviye ayarı)**
- RU Регулировка дверей (регулировка шарнира)

7

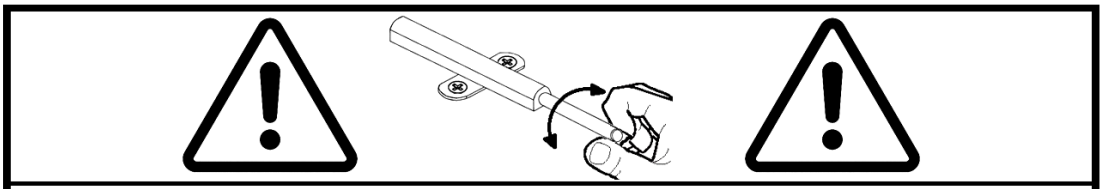

(D) **Push-To-Open einstellen**	(CZ) **Vyrovnejte Push-To-Open**
(GB) Adjusting the **Push-To-Open**	(RO) Nastavenie **Push-To-Open**
(FR) **Régler les Push-To-Open**	(HU) **Állítsa be az Push-To-Open**
(IT) Sistemare **Push-To-Open**	(SK) Reglare **Push-To-Open**
(NL) **Push-To-Open instellen**	(TR) **Push-To-Open ayarlanması**
(PL) Nastawić **Push-To-Open**	(RU) Регулировка **Push-To-Open**

1.



2.

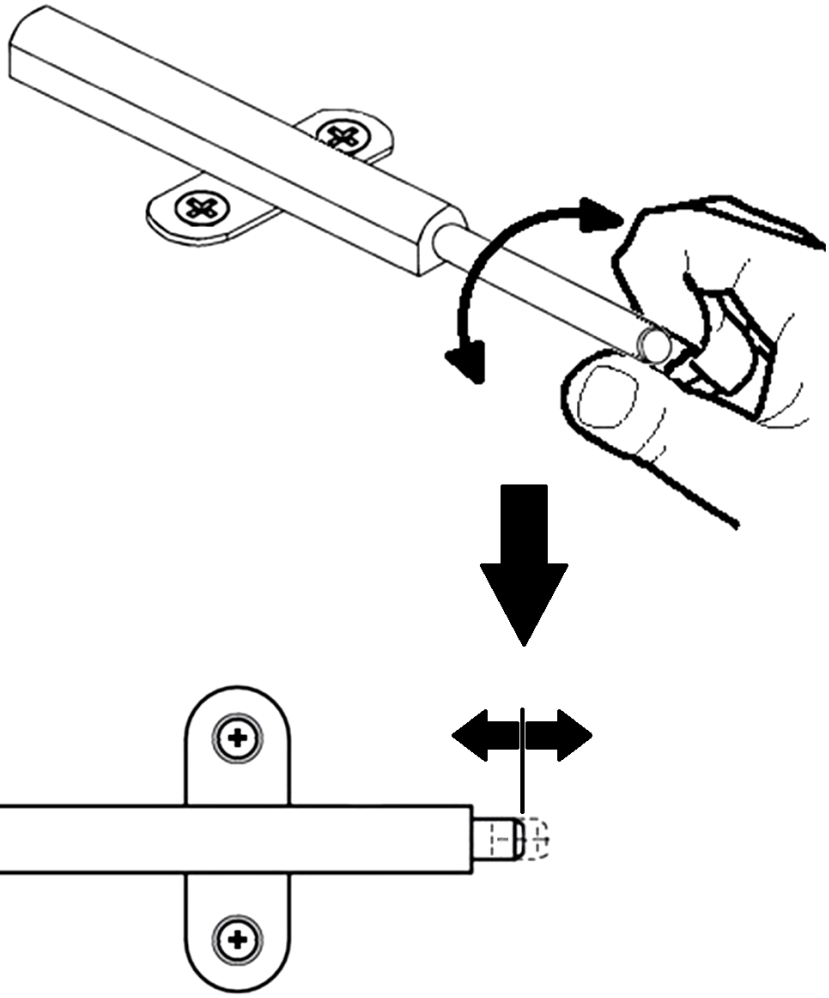

8

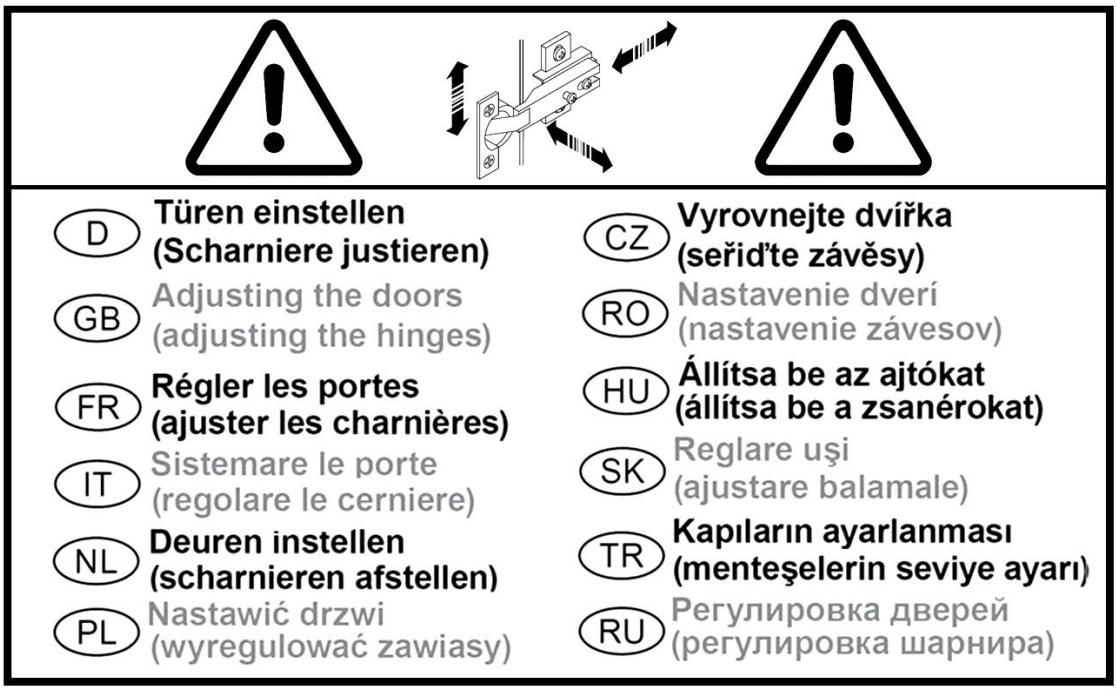

(D) **Türen einstellen (Scharniere justieren)**

(GB) Adjusting the doors (adjusting the hinges)

(FR) **Régler les portes (ajuster les charnières)**

(IT) Sistemare le porte (regolare le cerniere)

(NL) **Deuren instellen (scharnieren afstellen)**

(PL) Nastawić drzwi (wyregulować zawiasy)

(CZ) **Vyrovnejte dvířka (seřiďte závěsy)**

(RO) Nastavenie dverí (nastavenie závesov)

(HU) **Állítsa be az ajtókat (állítsa be a zsanérokat)**

(SK) Reglare uşi (ajustare balamale)

(TR) **Kapıların ayarlanması (menteşelerin seviye ayarı)**
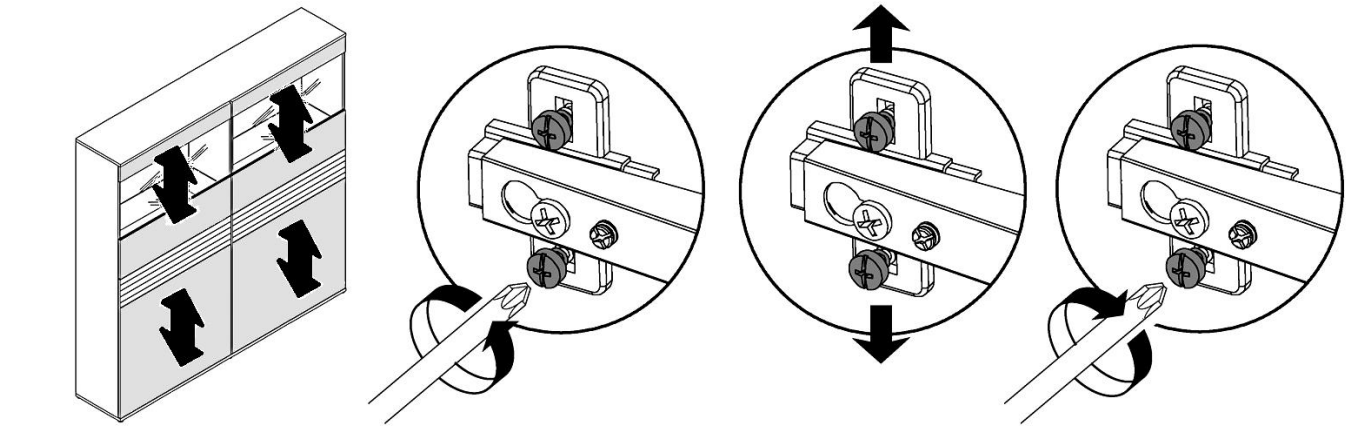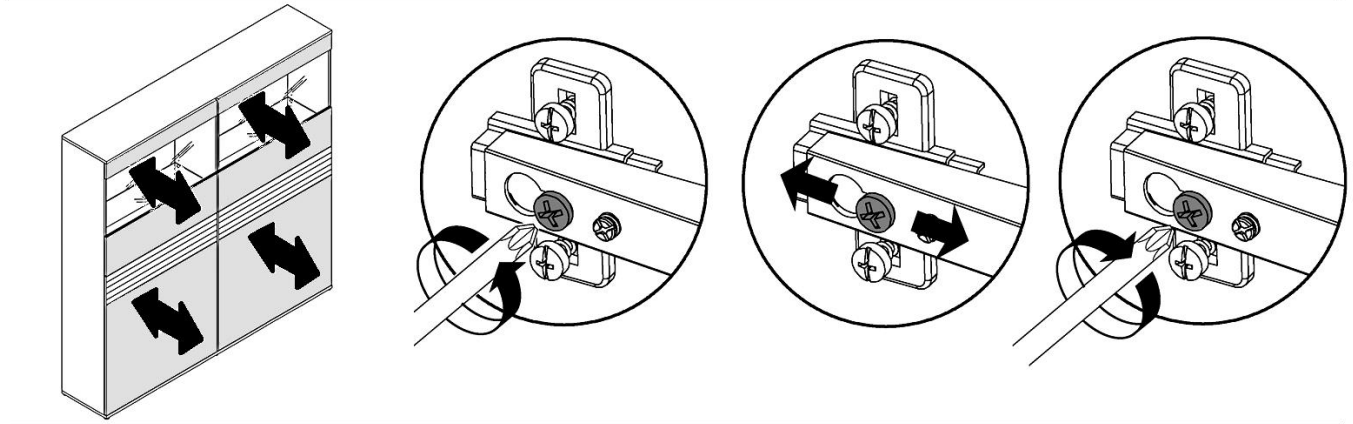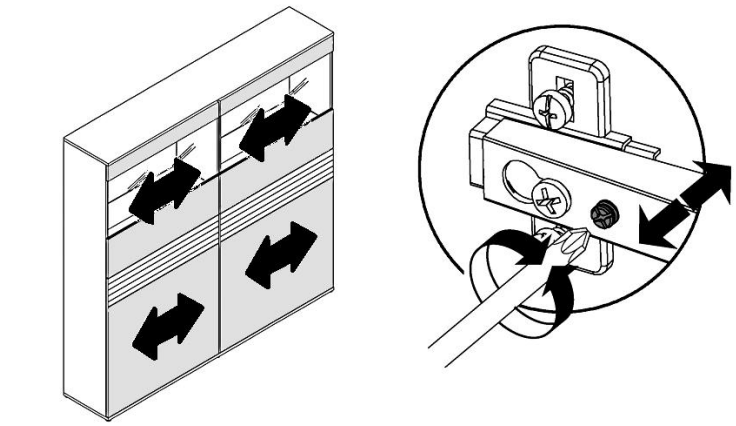
(RU) Регулировка дверей (регулировка шарнира)