Montageanweisung / Installation instructions / Instruction de montage /Istruzioni di montaggio montagehandleiding / Instrukja montazù / Montaj talimatlar / Osszeszelési utmutatòt / Nàvod k montàžì / Nàvod na montaž / Instructiune de montaj / Инструкция по монтажу / Montaj talimatina / Monteringsanvisningar Upute za montažu / Instrucciones de Montaje / Navodila za montažo

CUBE

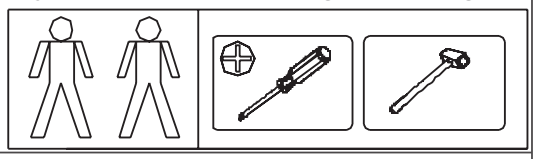

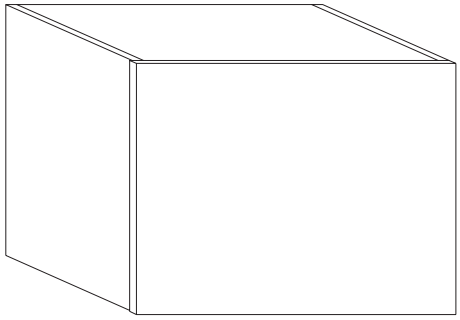

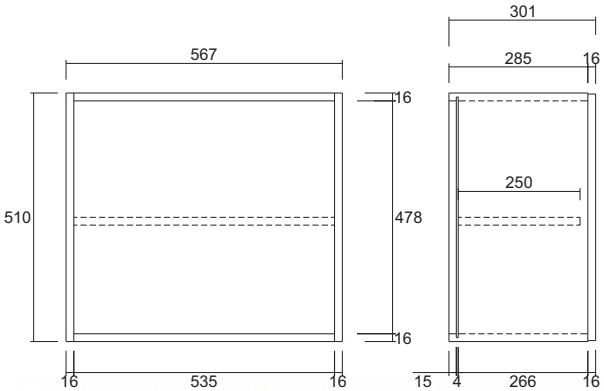

Total Kollis 1 Stuecke
Total colli 1 pieces
Numero total des colis:1
Colli totali 1
Totaal 1 colli's
Razem sztuk 1
Toplam parçalar 1
Celkem balìčky 1
Teljes csomag 1
Celkom balìčky 1
количество Всего 1
Total colete 1
Totalt antal kollin 1
Ukupno koleta 1
Bultos Totales 1
Skupno število paketov 1

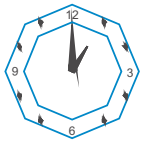

45 Min.

D Bitte lesen Sie diese Montageanleitung gut durch, da wir für Fehler, die durch falsche Montage entstehen, keine Haftung übernehmen!

GB Please read these installation instructions through carefully as we cannot accept any liability for faults occurring as a result of incorrect installation!

CZ Přečtěte si prosim pozorně tento návod k montáži, aby jste předešli chybám vzniklých špatnou monzáži, za kterě neručime!

F Veuillez lire attentivement cette notice de montage, car nous déclinons toute responsabilité en cas d'erreurs découlant d'un montage erroné !

I Prego leggere attentamente le istruzioni per il montaggio, poiché decliniamo qualsiasi responsabilità per difetti derivanti da un montaggio errato

S Läs monteringsanvisningarna noggrant. Vi avsäger oss allt ansvar för defekter som uppstår p.g.a. felaktig montering.

HR Pažljivo pročitajte upute za montažu, jer otklanjamo svaku odgovornost za pogreške nastale uslijed pogrešne montaže.

SLO Prosimo, da pozorno preberete navodila za montažo, saj zavračamo vsakršno odgovornost za napake, ki bi nastale zaradi napačne montaže.

NL Leest u alstublieft deze montagehandleiding goed door, voor fouten door verkeerde montage zijn wij niet verantwoordelijk.

PL Prosze uwaznie zapoznac sie z instrukcja montazu, poniewaz nie ponosimy odpowiedzialnosci za niewlasciwy montaz.

HU Kérjük, olvassa el figyelmesen ezt az összeszerelési útmutatót, mert a helytelen összeszerelésböl a dódó hibákért nem vállalunk felelösséget!

SK Prosíme, dobre preèítajte si tento návod na montáž, pretože nepreberáme žiadne ruèenie za chyby, ktoré vzniknú na základe chybnej montáže!

RO Vă rugăm să cititi cu atentie aceste instructiuni de montaj deoarece nu preluăm garantia pentru defecte ce apar datoritā unui montaj incorect!

RUS Пожалуйста, внимательно ознакомьтесь с данной инструкцией по монтажу, поскольку мы не несем ответственности за ошибки, причиной которых является неправильный монтаж.

TU **Ilkonce kullanma klavuzunu iyi okkuyun, yalnis montaj yapasaniz bunun sorumlusu biz degiliz.**

E Se ruega leer con atención las instrucciones de montaje debido a que declinamos cualquier responsabilidad por defectos derivados de un montaje erróneo

LC S.p.A
Via del Piano s.n
61030 Isola del Piano (PU)
Italia

ONDERDELEN LYST-SERVICEKARTE-FORMULAIRE DEMANDES SAV-SPAREPARTS LIST-SCHEDA DI SERVIZIO

BESLAG-BESCHLAEGE - QUINCALLERIE - HARDWARE - FERRAMENTA

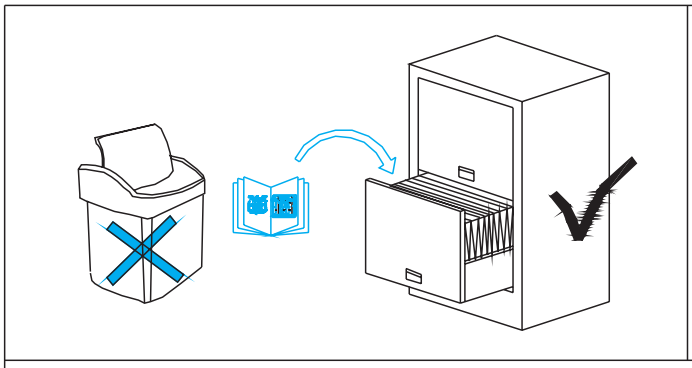

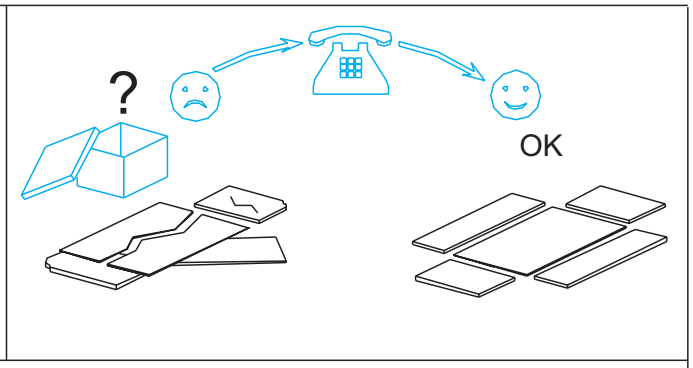

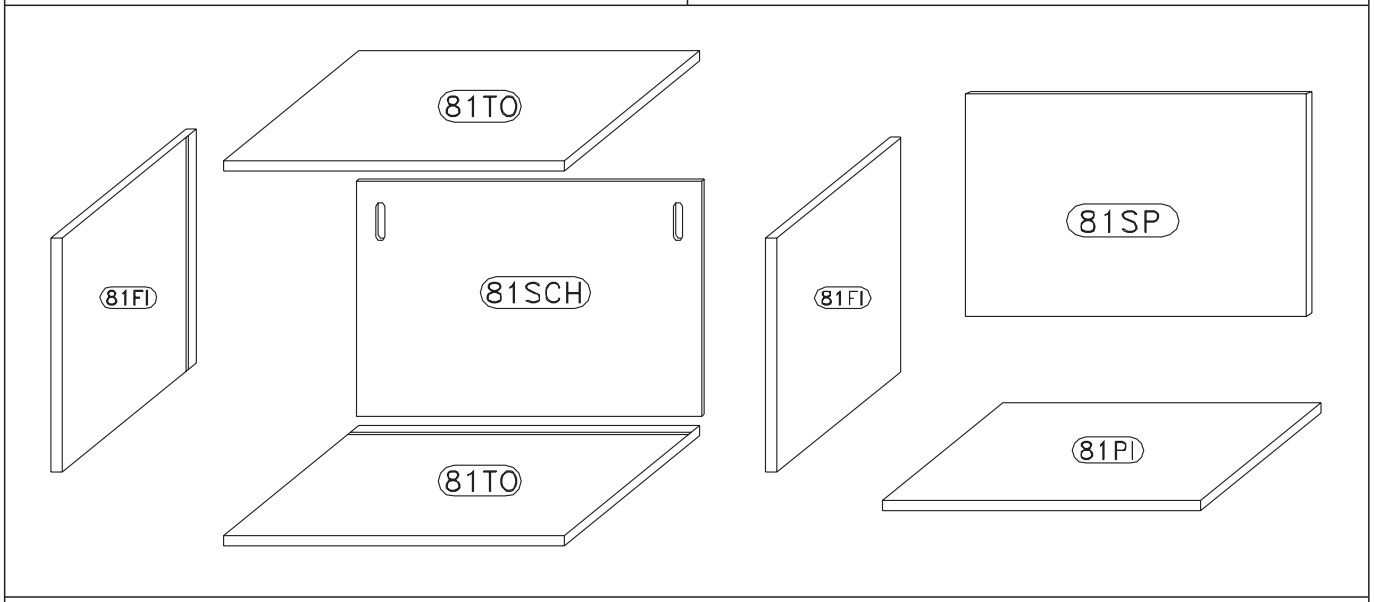

402344-CF

A	x8	L2 4x16 mm.	x4
B 8x30 mm.	x8	L18 3,5x20 mm.	x4
C ø16 mm.	x8	P	x2
D	x8	P12 ∅20 mm.	x8
		R	x4

409044-30CFA

AT	x2
ST	x1
TA	x2

708036-05P2CC

L2 4x16 mm.	x4
N1	x2
O2	x2

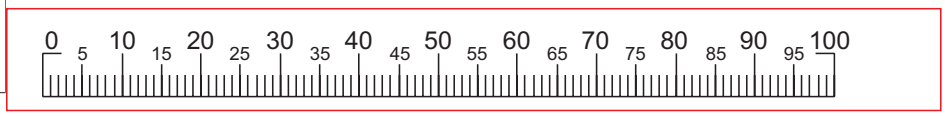

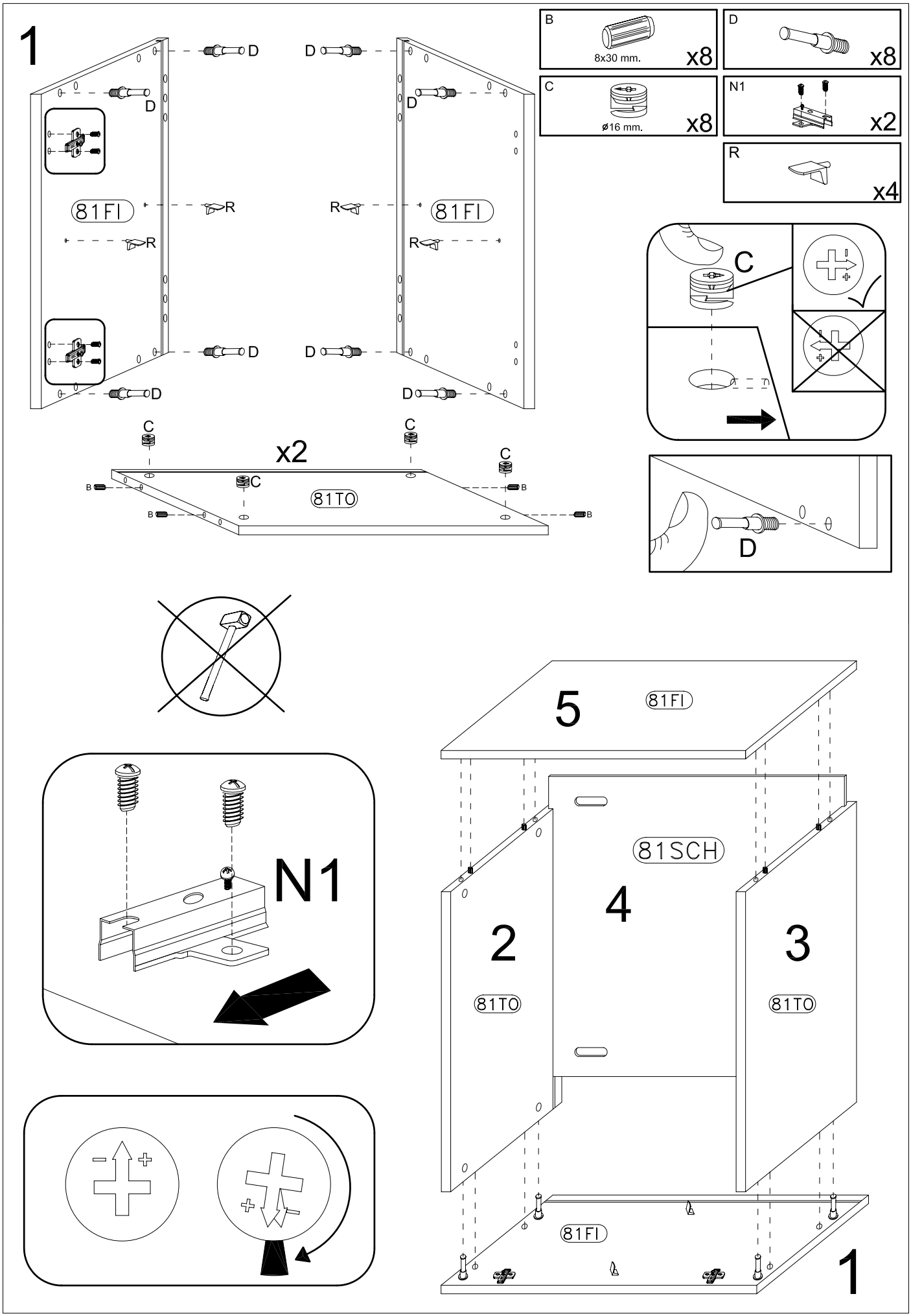
1
D
R
81FI
C
x2
81TO
B
8x30 mm.
x8
ø16 mm.
N1
x2
x4
N1
5
81FI
81SCH
4
2
3
81TO
81TO
81FI
1

3

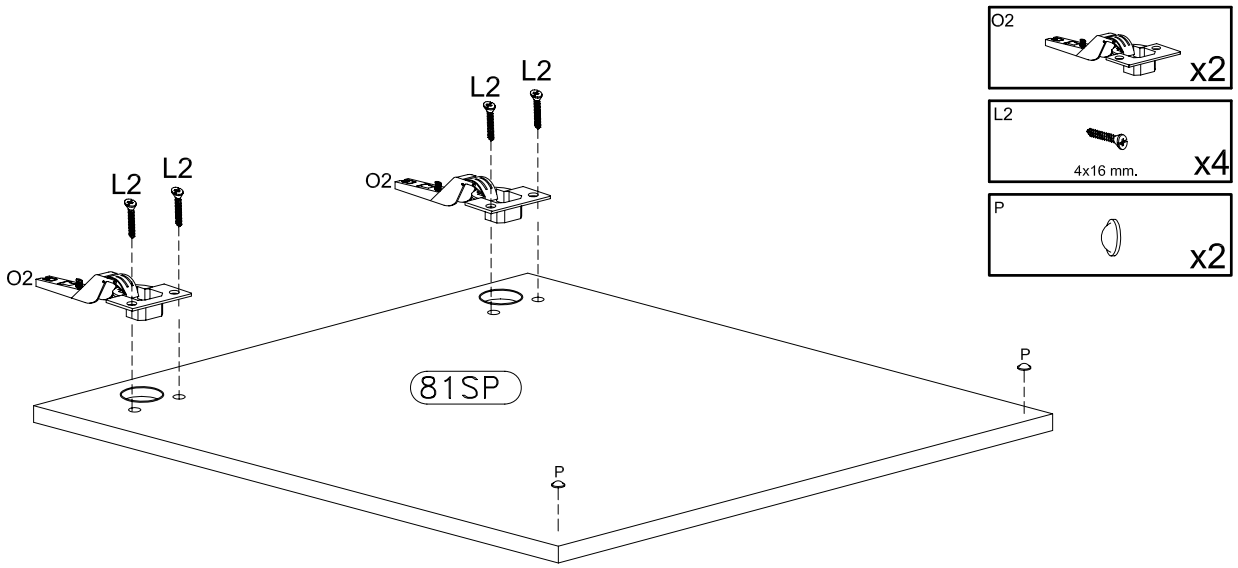
O2
x2
L2
4x16 mm.
x4
P
x2
L2
L2
L2
L2
O2
O2
81SP
P
P

4

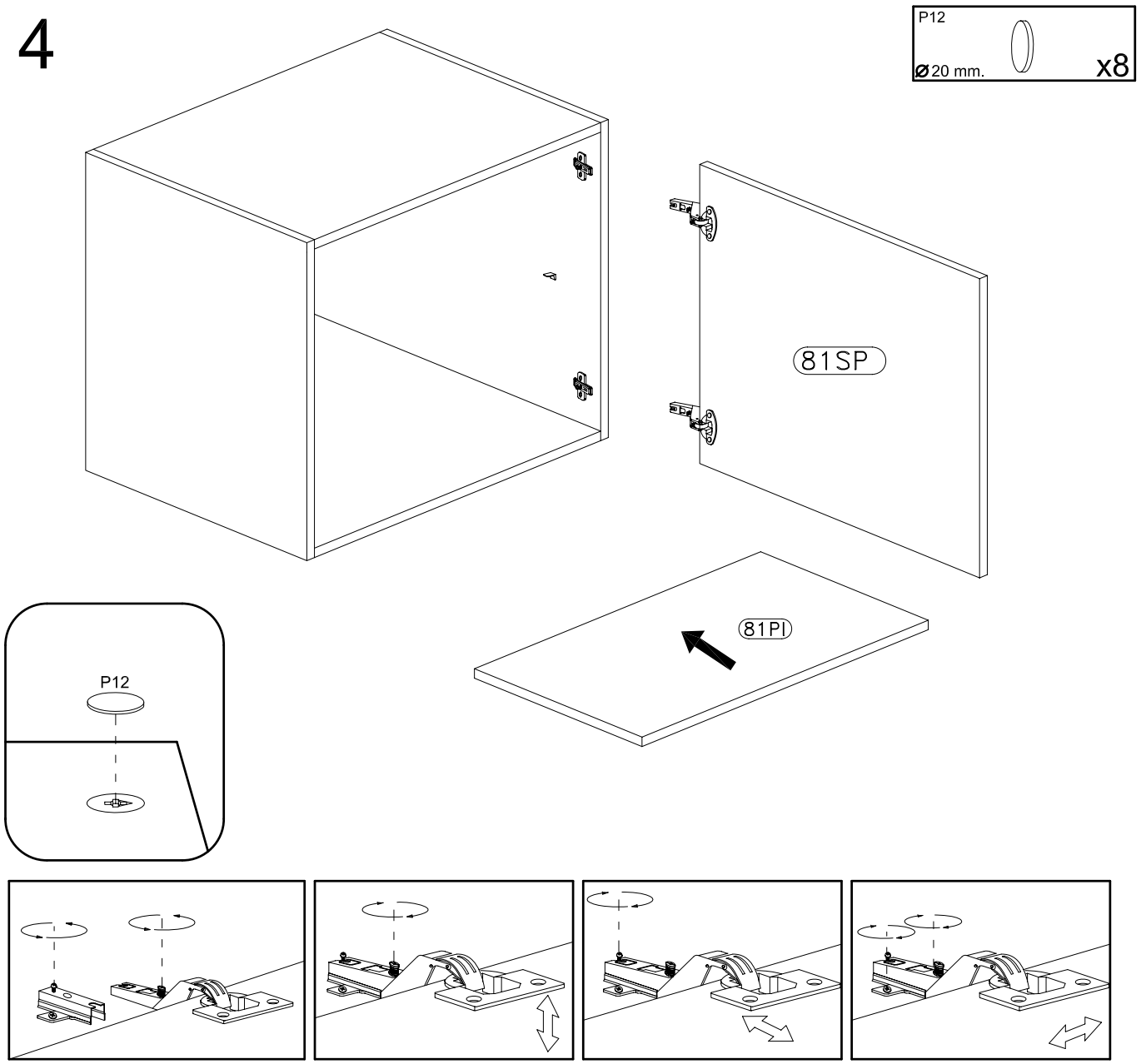
P12
Ø20 mm.
x8
81SP
81PI
P12

6

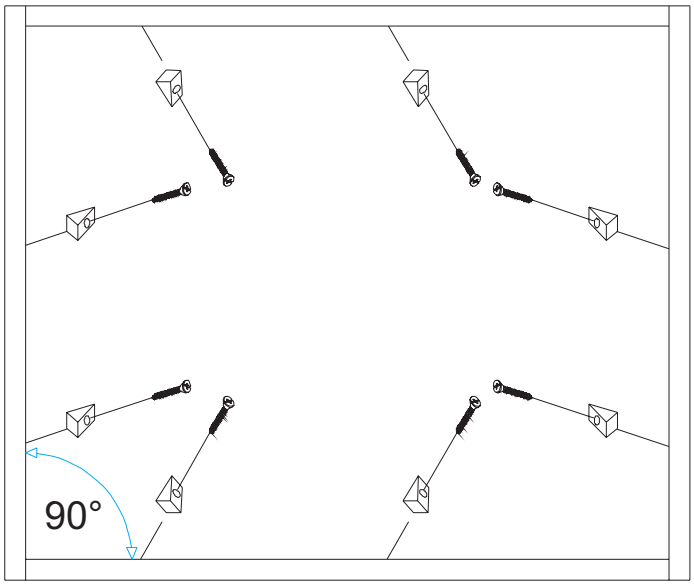

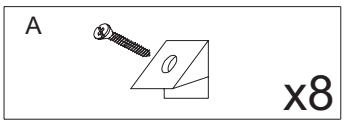

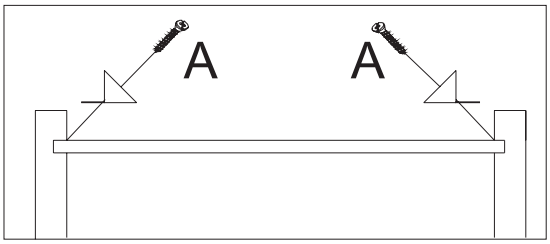

5

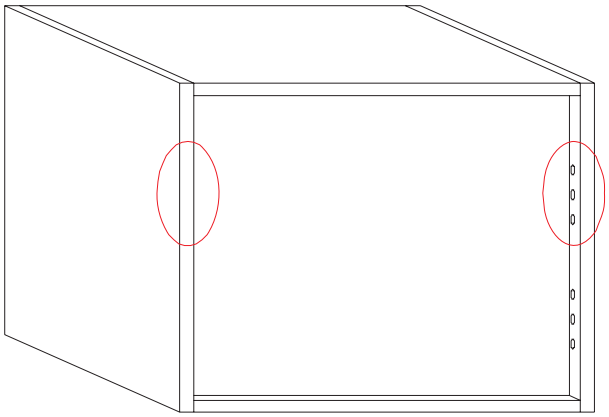

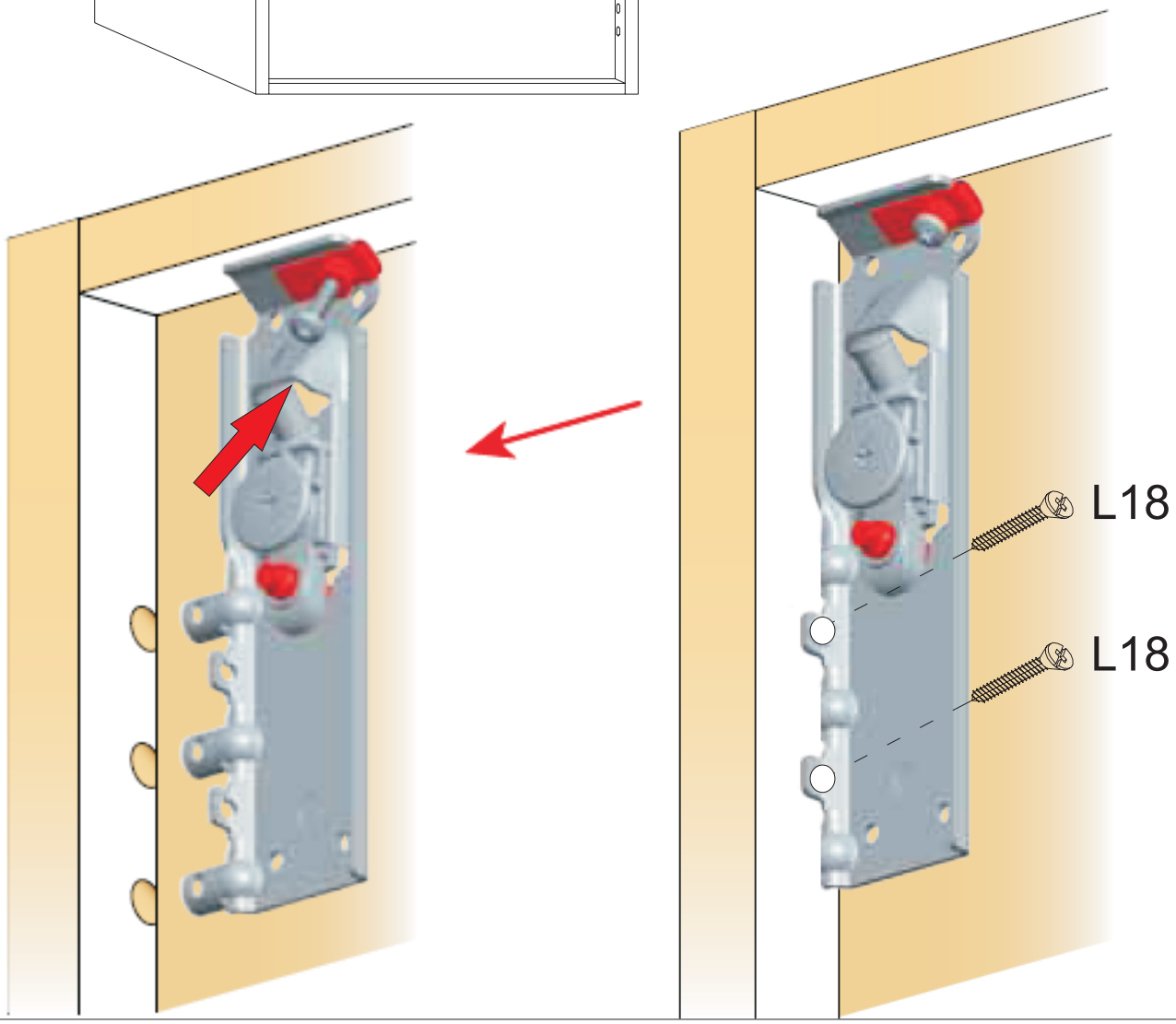

7

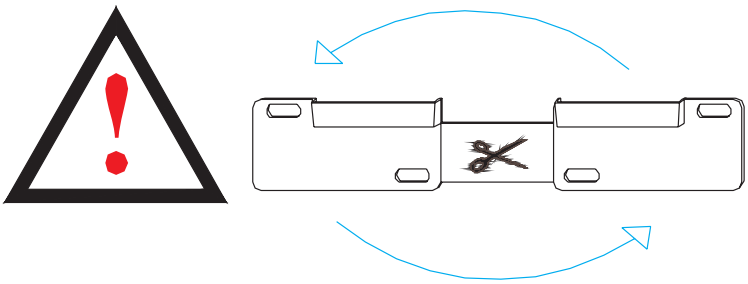

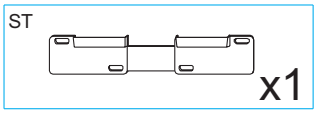

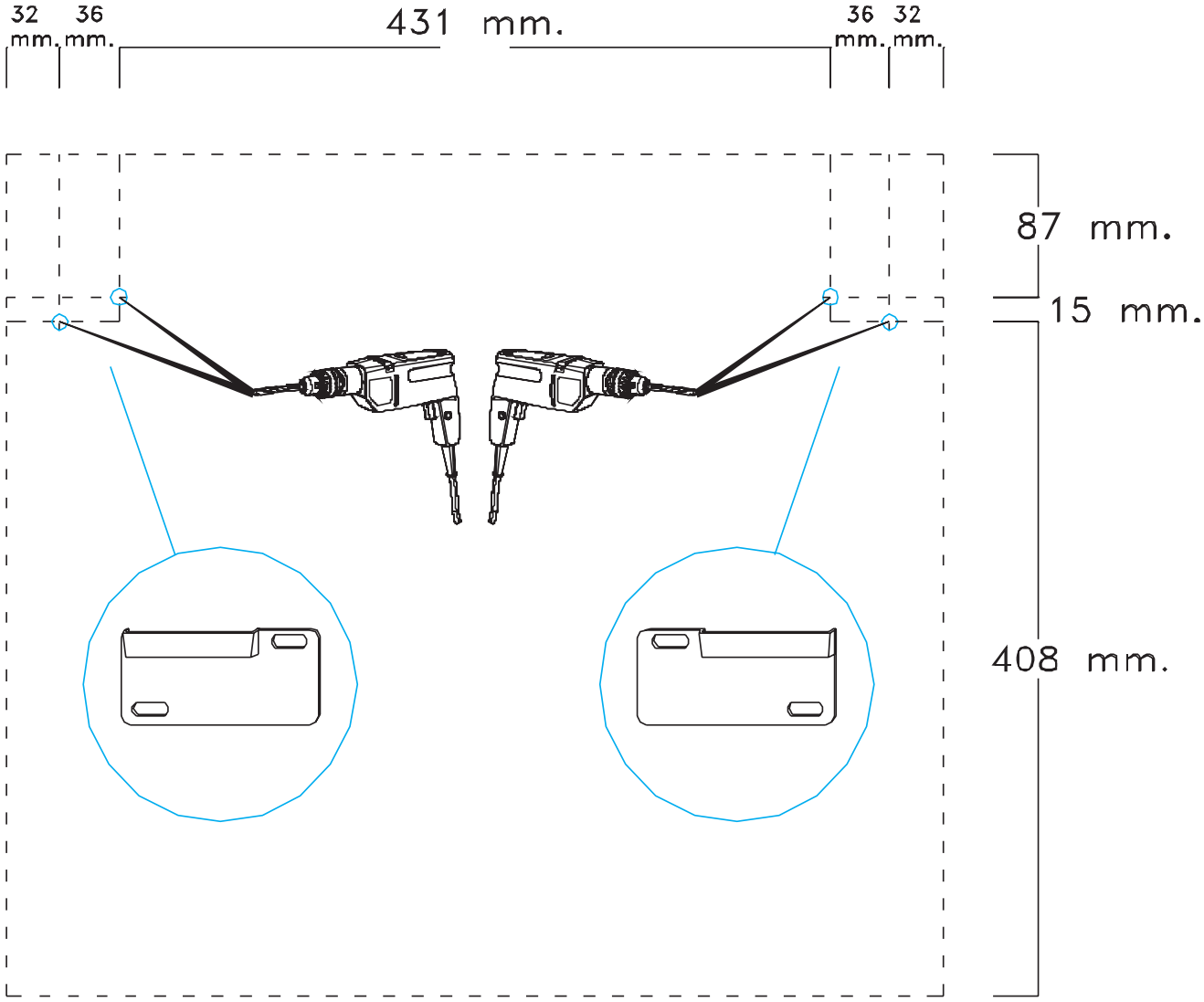

Cher client,
l'installation des meubles sospendus
doit être effectuée par un personnel compétent.
Les fischers ne sont pas inclus dans la quincaillerie.
Choisir les types des fischers pour le fixage apte au mur.
S'assurer de l'adéquation du mur pour support sûr du meuble

Dear Customer
The assembling of the hanging elements
must be done by a competent staff.
The fishers are not included in the hardware package.
Choose the fisher more suitable to the type of the wall.
Ensure the suitability of the wall for a
secure support of the hanging element.

Sehr geehrter Kunde, die Montage der Haengeelemente
muss von Fachpersonal ausgefuehrt werden!
Bitte verwenden Sie eigene, der Beschaffenheit der
Wand entsprechende Duebel.
Zu Ihrer eigenen Sicherheit legen wir dem
Beschlagbeutel keine Fischerduebel bei.

Gentile Cliente
Il montaggio dei pensili deve essere
effettuato da personale competente.
I tasselli di fissaggio non sono compresi nella ferramenta.
Scegliere il tipo di tassello per il fissaggio
più adatto alla tipologia di muro.
Assicurarsi l'idoneità della parete
per un sostegno sicuro del pensile.

7

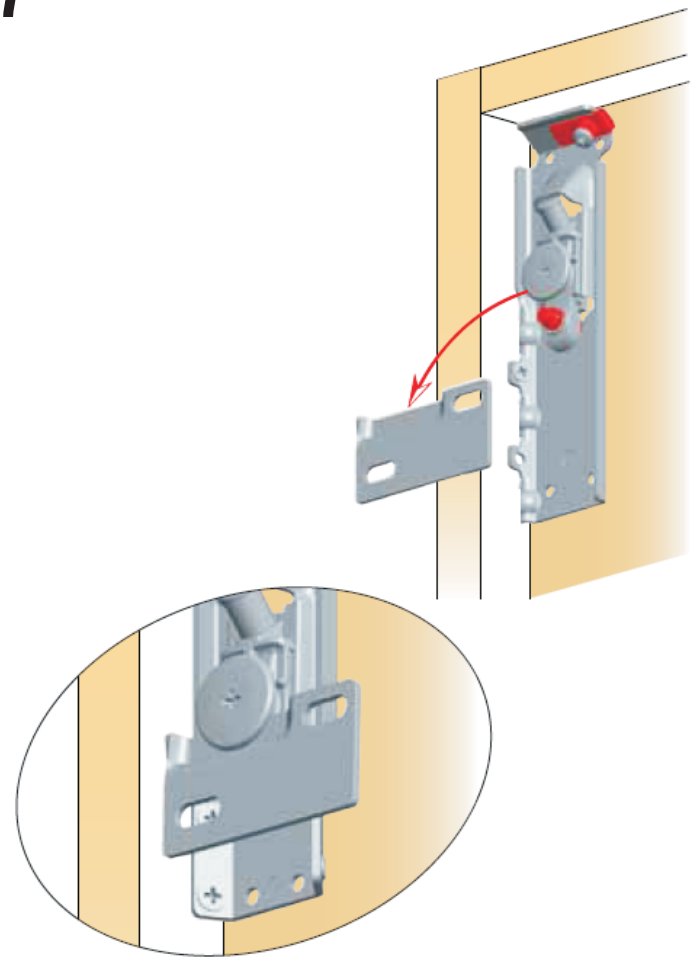

9

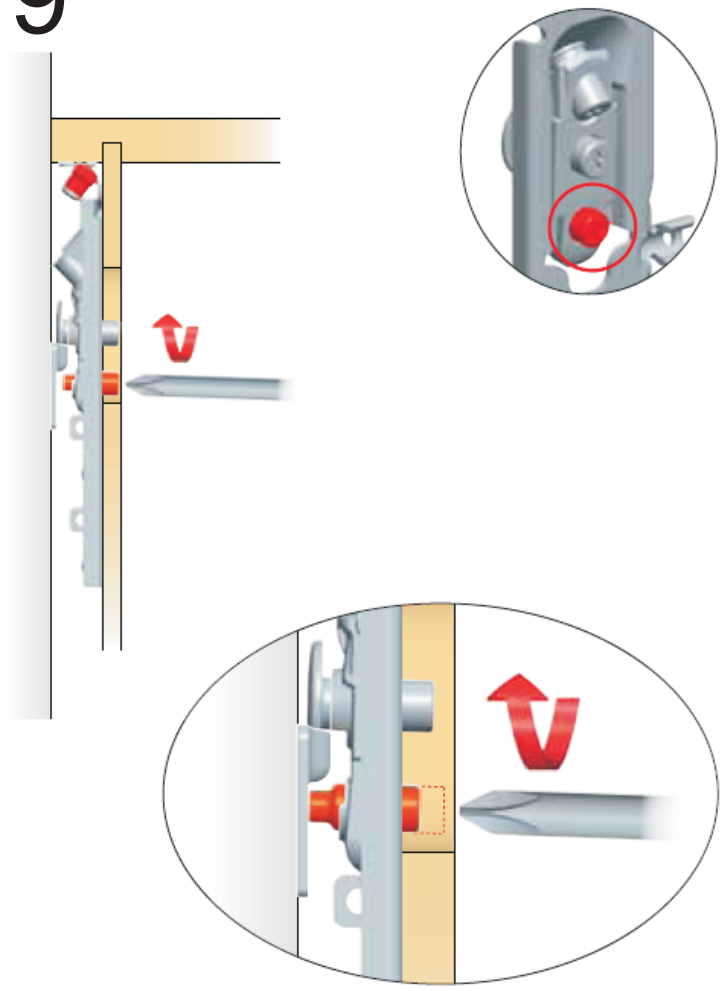

8

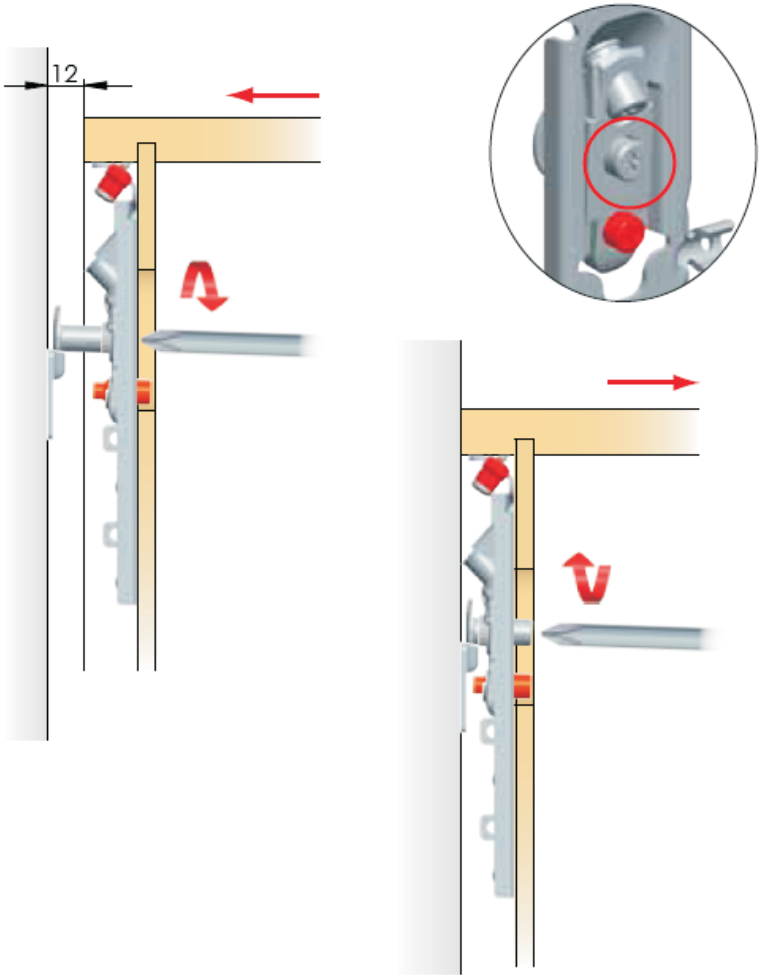

10

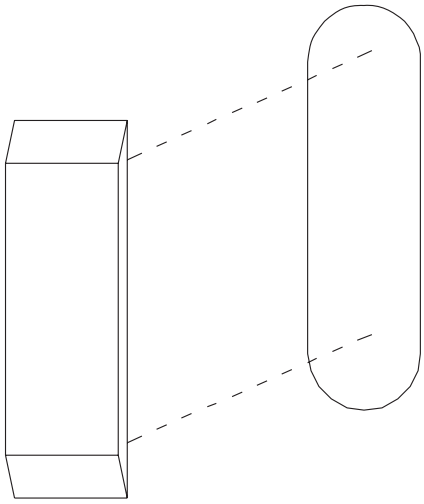

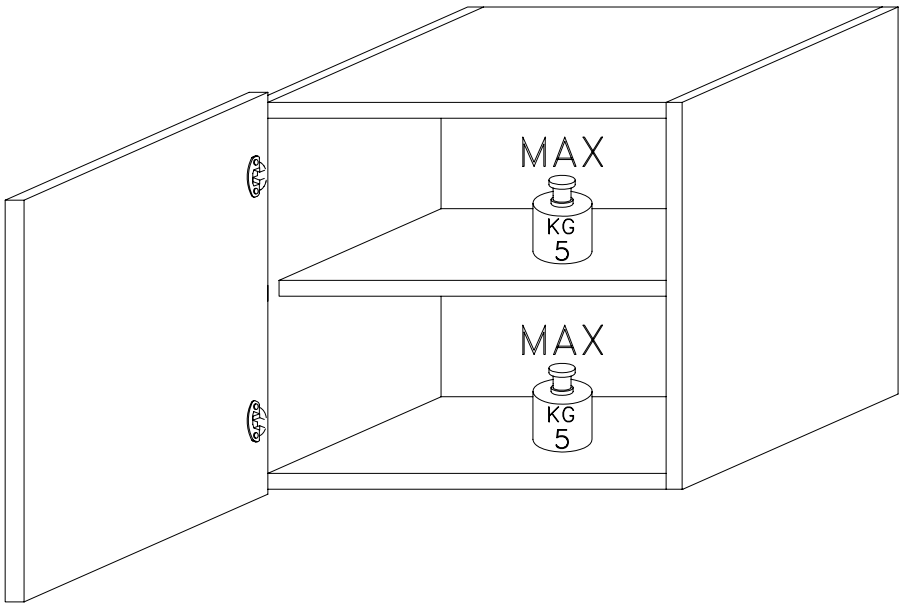
MAX
KG
5
MAX
KG
5

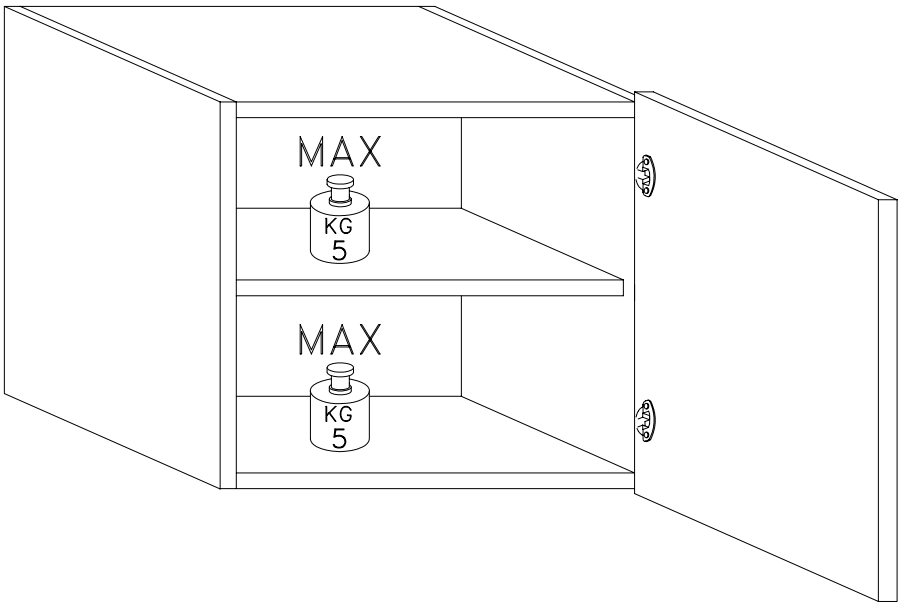
MAX
KG
5
MAX
KG
5