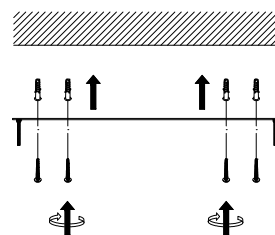
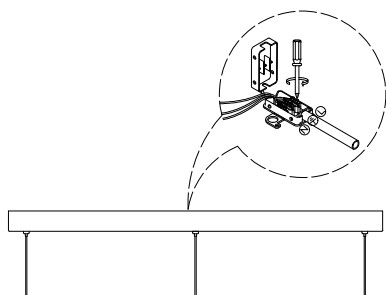


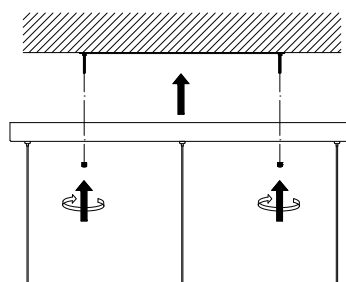
1. Turn off the general switch



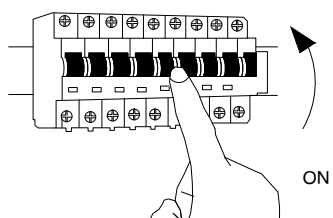
2. Align, mark & drill holes
Apply the screws



3. Connect the wires



4. Apply side screws to make it stable



5. Turn on the general switch

