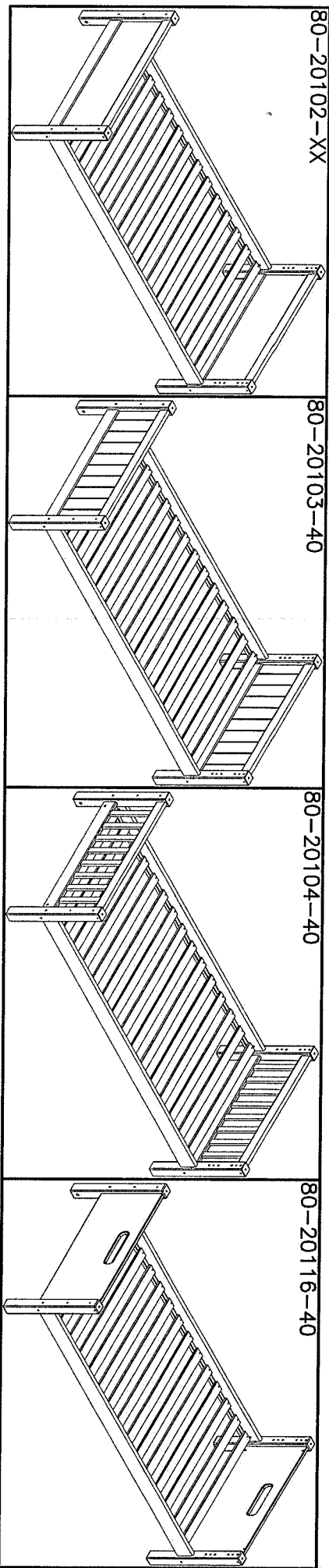


# 80-20101-40

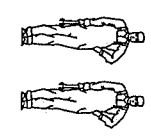
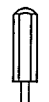


See assembly instruction in box no.  
 Voir notice de montage dans la caisse no.  
 Siehe Aufbauanleitung im Karton no.  
 Zie voor de montage-instructie pakketnr.

Before assembling this product, please ensure that all the components supplied comply with the list on this page. All screw-type fittings can be tightened with this tool.

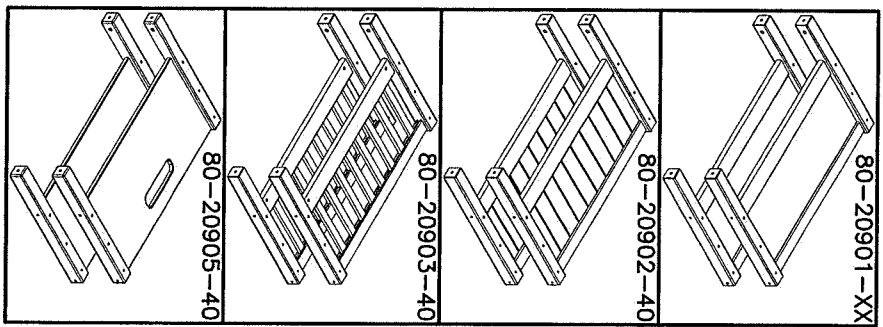
Avant de commencer l'assemblage, veuillez vous assurer que tous les objets fournis sont présents. Tous les vis peuvent être serrés par cet outil.


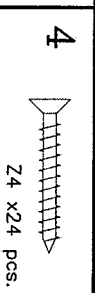
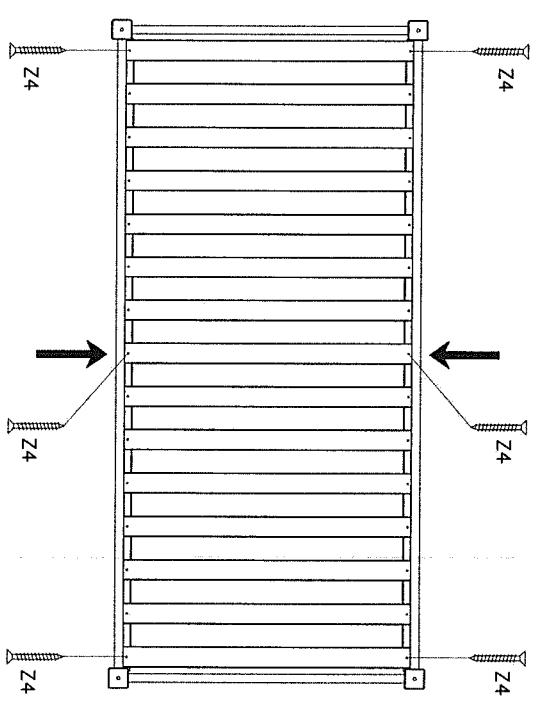
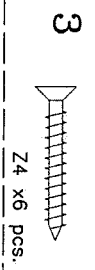
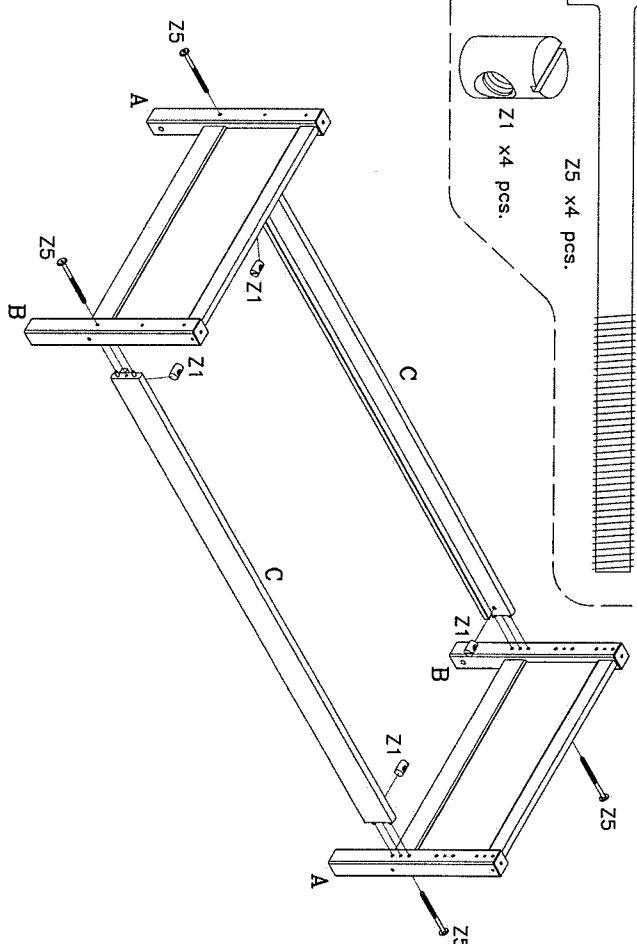
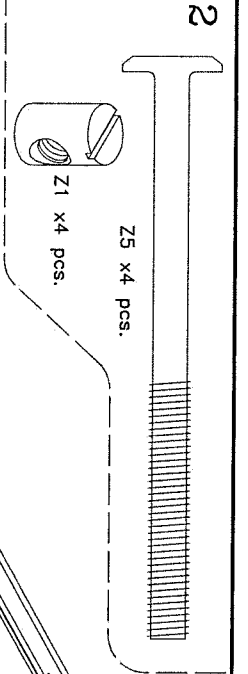
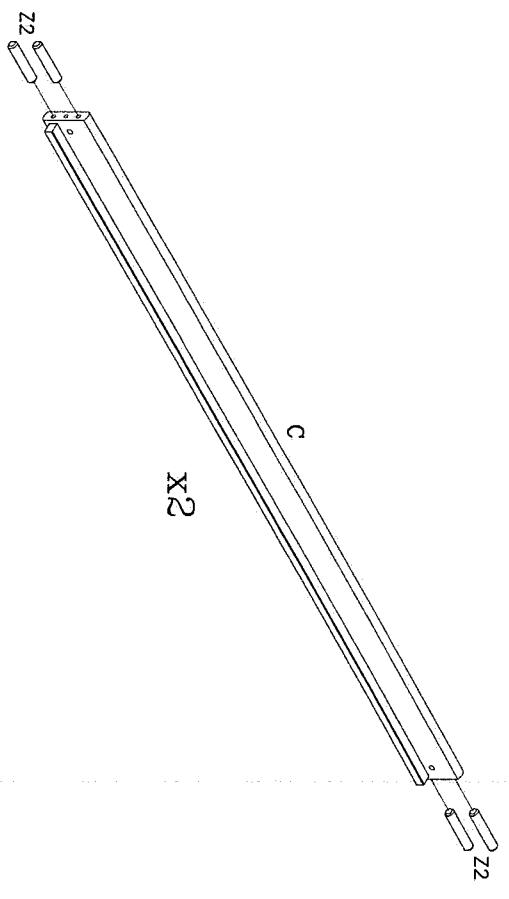
Bevor Sie mit dem Aufbau beginnen, kontrollieren Sie ob alle auf der Zeichnung angegebenen Teile vorhanden sind. Bitte verwenden Sie zur Montage einen Kreuzschraubenzieher und den beiliegenden Innensechskantschlüssel.



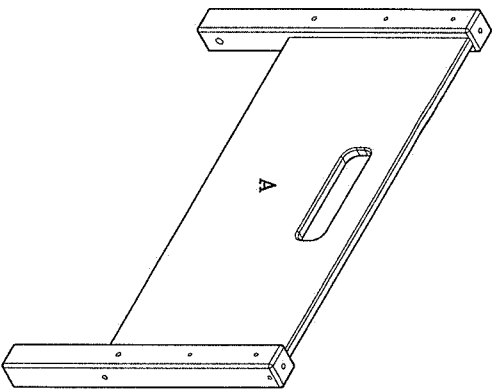
Ware-nr. Part no. Réf. No	Stück. Qty. Qté.
Siehe Bild-nr. See picture no. Image no	Mass Dim. Dim.

12-06306473-40	2 stick/pcs.	12-06306474-40	2 stick/pcs.	1305-19672-40	2 stick/pcs.
3922-08018 8 stick/pcs.	647x63x63 B	3930-10050 16 stick/pcs.	647x63x63 C	3901-40030 30 stick/pcs.	1967x115x26
Z1 M8/ø12x18 mm, Z2 ø10x50 mm, Z3 3938-000081-2 16 stick/pcs.		Z4 ø7x100 mm, Z5 3938-00010-2 20 stick/pcs.		Z6 ø4x50 mm, Z7 4033-005 1 stick/pcs.	
3913-08110 8 stick/pcs.		Z8 ø8 mm, Z9 ø10 mm, Z10 3938-00016-2 4 stick/pcs.		Z11 M8x110 mm, Z12 ø8 mm, Z13 ø10 mm, Z14 4033-005 1 stick/pcs.	
Z5		Z6		Z7	
Z8		Z9		Z10	
Z11		Z12		Z13	
Z14		Z15		Z16	

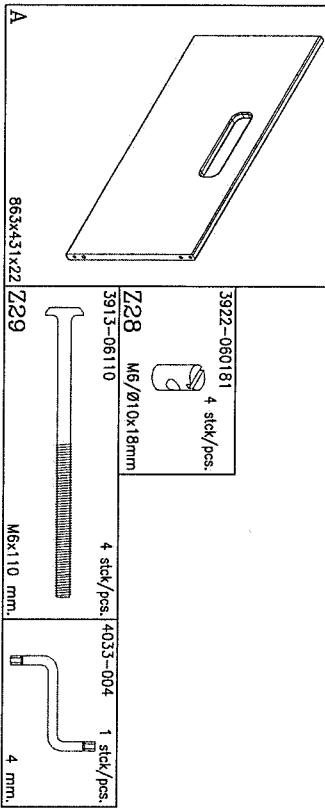




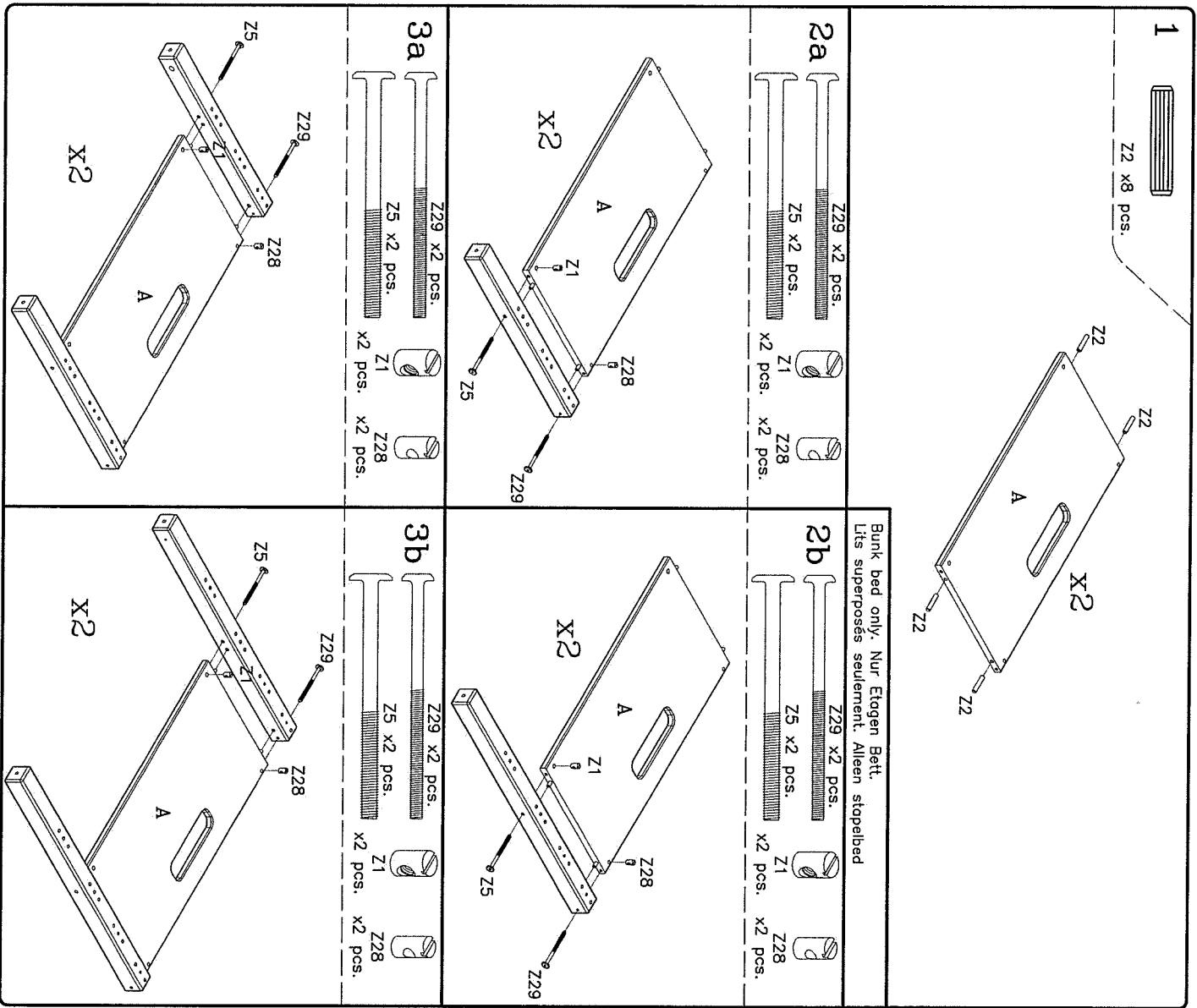
# 80-20905-40 White

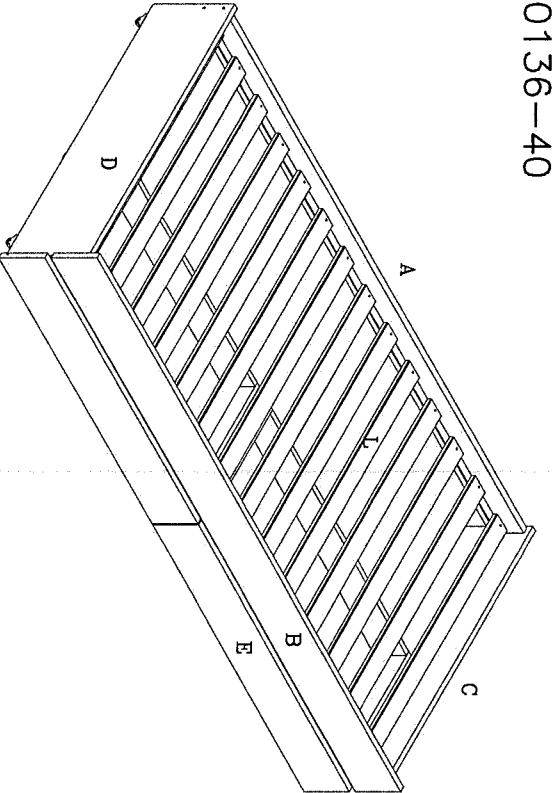


<p>Before assembling this bed, please ensure that the bed is assembled completely with the list of parts. All Screw-type fittings can be tightened with this tool.</p>	<p>Avant de commencer l'assemblage, veuillez contrôler si tous les objets indiqués sont présents. Tous les vis peuvent être serrés par cet outil.</p>	<p>Bevor Sie mit dem Aufbau beginnen, kontrollieren Sie ob alle auf der Zeichnung angegebenen Teile vorhanden sind. Bitte verwenden Sie zur Montage einen Kreuzschraubenzieher mit dem geeigneten Innensechseckschlüssel.</p>	<p>Waren-nr. Part no. Réf. No.</p>	<p>Stück. Qty. Qté.</p>
<p>4301-2208631-40 2 stick/pcs.</p>			<p>Siehe Bild-nr. See picture no. Image no.</p>	<p>Mass Dim.</p>



Z1, Z2, Z5 Fittings in single / bunk bed box.  
 Z1, Z2, Z5 Beschläge im Einzel- / Etagenbett Karton.  
 Z1, Z2, Z5 Raccords en lit simple / lit superposé.  
 Z1, Z2, Z5 Fittings in het enkelspel / stapelbed boxen.





**(GB): MAINTENANCE INSTRUCTIONS:**

Scraper and bolts should from time to time be retightened.  
**CLEANING:**  
**LACQUÉES:** Wooden, lacquered and polished as well as laminated surfaces should be wiped over with a cloth and a mild soap.  
**OIL:** Oiled surfaces can be cleaned with soapy water, e.g. brown soap. Wipe with a clean cloth.  
 To maintain the natural life in the furniture which is provided by the oil treatment, we recommend an oil aftercare for the furniture 1-2 times a year. The colourless natural oil for maintenance of oil-treated furniture is available at your local furniture store.

**(D): PFLEGEHINWEIS:**

Schrauben und Bolzen sollten regelmäßig nachgezogen werden.  
**REINIGUNG:**  
**LACKE:** Holz- und Lackoberflächen können mit einem sauberen Lappen und milden Seifenwasser gereinigt werden.  
**ÖL:** Geölte Holzoberflächen können mit einem sauberen Lappen und Seifenwasser, z.B. Schmierseife, gereinigt werden. Um das natürliche Aussehen des Holzes zu bewahren, ist eine Öl-Nachbehandlung vom Möbelstück 1 bis 2 Mal pro Jahr empfehlenswert. Das farblose Öl für die Nachbehandlung der Möbel kann in Ihrem Möbelfachgeschäft gekauft werden.

**(F): CONSEILS D'ENTRETIEN:**

Votre lit doit être vérifié périodiquement afin de reserrer les vis.  
**NETTOYAGE:**  
**LACQUÉS:** Les surfaces en bois, laquées, peintes et laminées peuvent être nettoyées avec un chiffon propre et un savon doux.  
**HUILES:** Des surfaces huilées peuvent être nettoyées avec l'eau savonneuse, par ex. savon de Marseille, et essuyées avec un chiffon propre. Pour maintenir l'aspect naturel du bois, nous vous recommandons de traiter avec une huile d'ameublement 1-2 fois par an. L'huile naturelle sans colorant peut être achetée dans votre magasin de meubles.

Before assembling this product, please ensure that all the components supplied are complete. If any parts are missing, please contact your supplier. The type of fittings can be tightened with this tool.

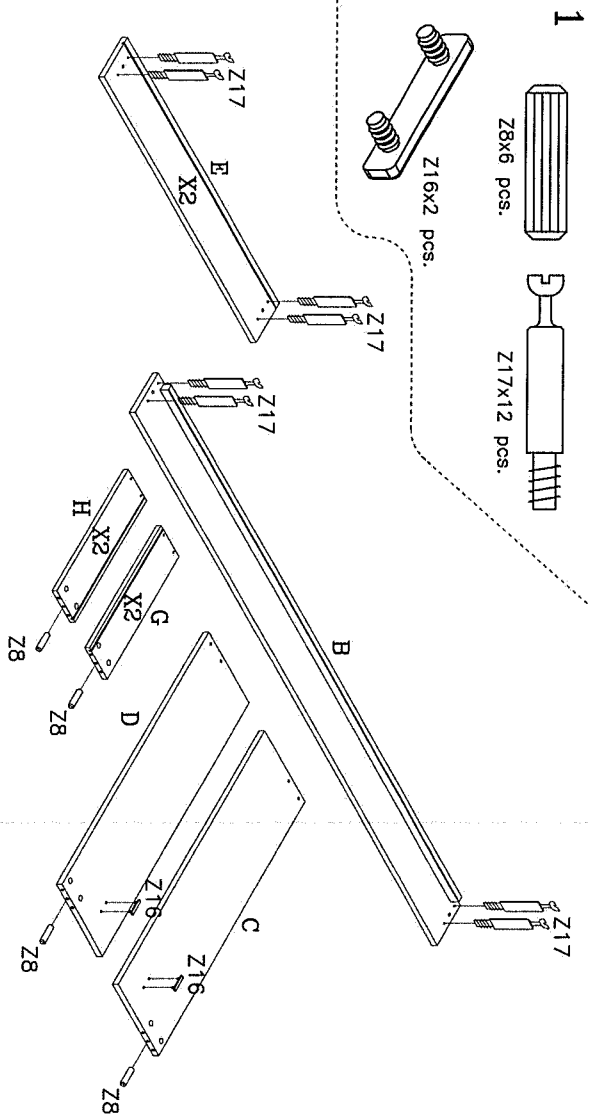
Avant de commencer l'assemblage, veuillez contrôler si tous les objets indiqués sont présents: tous les vis peuvent être serrés par cet outil.

Bevor Sie mit dem Aufbau beginnen, kontrollieren Sie ob alle aus der Zeichnung angegebenen Teile vorhanden sind. Bitte verwenden Sie zur Montage und zum Verschrauben ein geeignetes Schraubendreher.

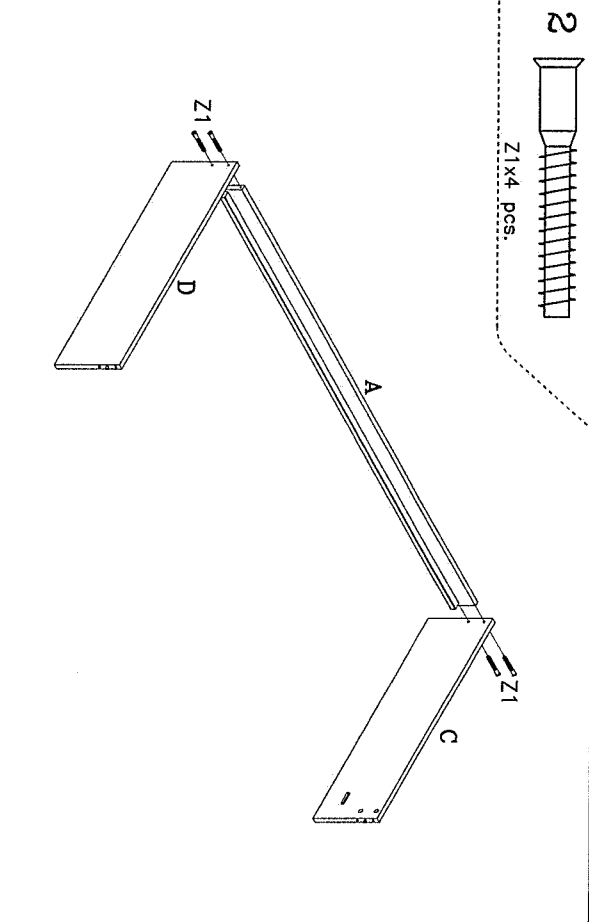
Ware-nr. / Port. no. / Réf. No. / Stock Qty. / Qlt. / Qlé.  
 See picture no. / Dim. / Dim. / Dim.

1331-19005	1 stick/pcs.	1331-19554-40	1 stick/pcs.	15-01809251-40	1 stick/pcs.	15-01809252-40	1 stick/pcs.	15-01809751-40	2 stick/pcs.	12-01508811	2 stick/pcs.	12-01504501	2 stick/pcs.	12-01504502	2 stick/pcs.
1900x89x20		1955x145x18		925x260x18		925x260x18		975x145x18		881x115x15		450x115x15		450x115x15	
<b>A</b>		<b>B</b>		<b>C</b>		<b>D</b>		<b>E</b>		<b>F</b>		<b>G</b>		<b>H</b>	
3908-70050	4 stick/pcs.	3902-35012	24 stick/pcs.	3901-40030	28 stick/pcs.	3901-40080	4 stick/pcs.	3901-40080	4 stick/pcs.	3901-40080	4 stick/pcs.	3901-40080	4 stick/pcs.	3901-40080	4 stick/pcs.
3901-35040	8 stick/pcs.	3917-10012	4 stick/pcs.	3922-10028	4 stick/pcs.	3920-08030	6 stick/pcs.	3933-15028	4 stick/pcs.	3933-15010	12 stick/pcs.	3933-15010	12 stick/pcs.	3933-15010	12 stick/pcs.
35x40 mm.		35x12 mm.		4x30 mm.		4x60 mm.		15x9,5 mm.		15x28 mm.		15x28 mm.		15x28 mm.	
<b>Z5</b>		<b>Z6</b>		<b>Z7</b>		<b>Z8</b>		<b>Z9</b>		<b>Z10</b>		<b>Z11</b>		<b>Z12</b>	
4033-004	1 stick/pcs.	4003-042	12 stick/pcs.	3934-10115	4 stick/pcs.	3938-00016-2	4 stick/pcs.	3940-000201	2 stick/pcs.	4005-039	2 stick/pcs.	4020-005	12 stick/pcs.	4020-005	12 stick/pcs.
35x40 mm.		M10x12 mm.		M10/615x28 mm.		68x30 mm.		15x28 mm.		15x28 mm.		15x28 mm.		15x28 mm.	
<b>Z13</b>		<b>Z14</b>		<b>Z15</b>		<b>Z16</b>		<b>Z17</b>		<b>Z18</b>		<b>Z19</b>		<b>Z20</b>	
4033-004	1 stick/pcs.	4003-042	12 stick/pcs.	3934-10115	4 stick/pcs.	3938-00016-2	4 stick/pcs.	3940-000201	2 stick/pcs.	4005-039	2 stick/pcs.	4020-005	12 stick/pcs.	4020-005	12 stick/pcs.
35x40 mm.		M10x12 mm.		M10/615x28 mm.		68x30 mm.		15x28 mm.		15x28 mm.		15x28 mm.		15x28 mm.	
<b>Z21</b>		<b>Z22</b>		<b>Z23</b>		<b>Z24</b>		<b>Z25</b>		<b>Z26</b>		<b>Z27</b>		<b>Z28</b>	
4033-004	1 stick/pcs.	4003-042	12 stick/pcs.	3934-10115	4 stick/pcs.	3938-00016-2	4 stick/pcs.	3940-000201	2 stick/pcs.	4005-039	2 stick/pcs.	4020-005	12 stick/pcs.	4020-005	12 stick/pcs.
35x40 mm.		M10x12 mm.		M10/615x28 mm.		68x30 mm.		15x28 mm.		15x28 mm.		15x28 mm.		15x28 mm.	
<b>Z29</b>		<b>Z30</b>		<b>Z31</b>		<b>Z32</b>		<b>Z33</b>		<b>Z34</b>		<b>Z35</b>		<b>Z36</b>	
4033-004	1 stick/pcs.	4003-042	12 stick/pcs.	3934-10115	4 stick/pcs.	3938-00016-2	4 stick/pcs.	3940-000201	2 stick/pcs.	4005-039	2 stick/pcs.	4020-005	12 stick/pcs.	4020-005	12 stick/pcs.
35x40 mm.		M10x12 mm.		M10/615x28 mm.		68x30 mm.		15x28 mm.		15x28 mm.		15x28 mm.		15x28 mm.	
<b>Z37</b>		<b>Z38</b>		<b>Z39</b>		<b>Z40</b>		<b>Z41</b>		<b>Z42</b>		<b>Z43</b>		<b>Z44</b>	
4033-004	1 stick/pcs.	4003-042	12 stick/pcs.	3934-10115	4 stick/pcs.	3938-00016-2	4 stick/pcs.	3940-000201	2 stick/pcs.	4005-039	2 stick/pcs.	4020-005	12 stick/pcs.	4020-005	12 stick/pcs.
35x40 mm.		M10x12 mm.		M10/615x28 mm.		68x30 mm.		15x28 mm.		15x28 mm.		15x28 mm.		15x28 mm.	
<b>Z45</b>		<b>Z46</b>		<b>Z47</b>		<b>Z48</b>		<b>Z49</b>		<b>Z50</b>		<b>Z51</b>		<b>Z52</b>	

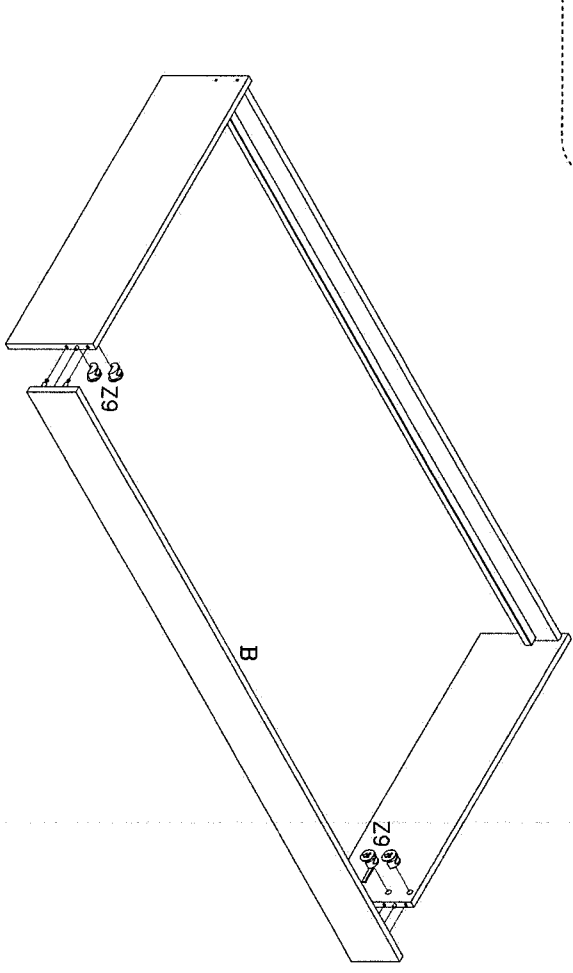
1  
Z8x6 pcs.  
Z17x12 pcs.



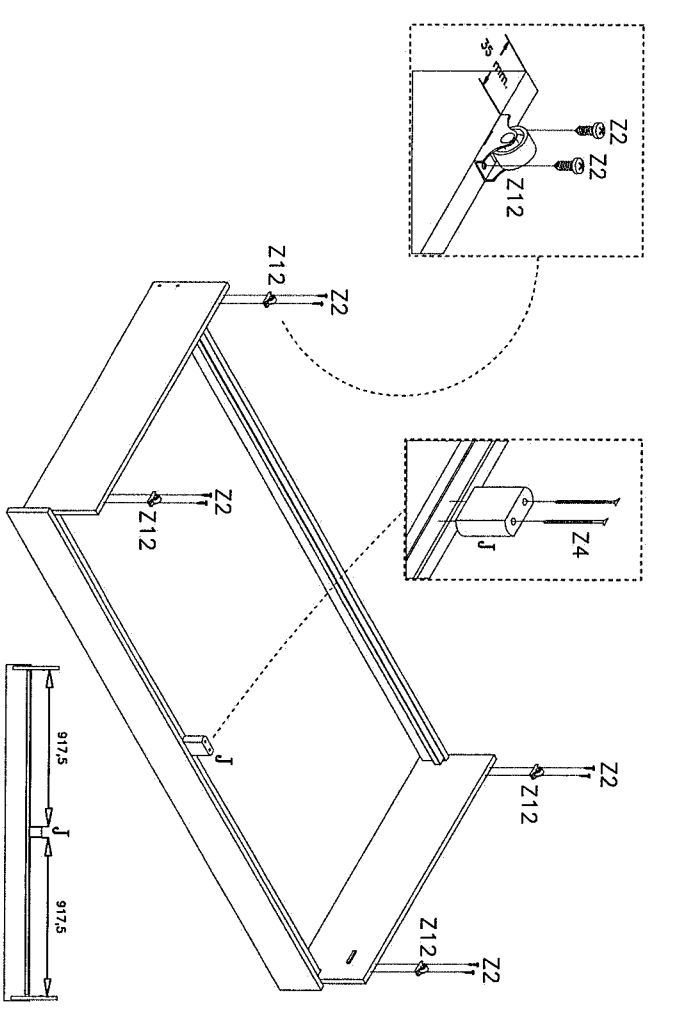
2  
Z1x4 pcs.

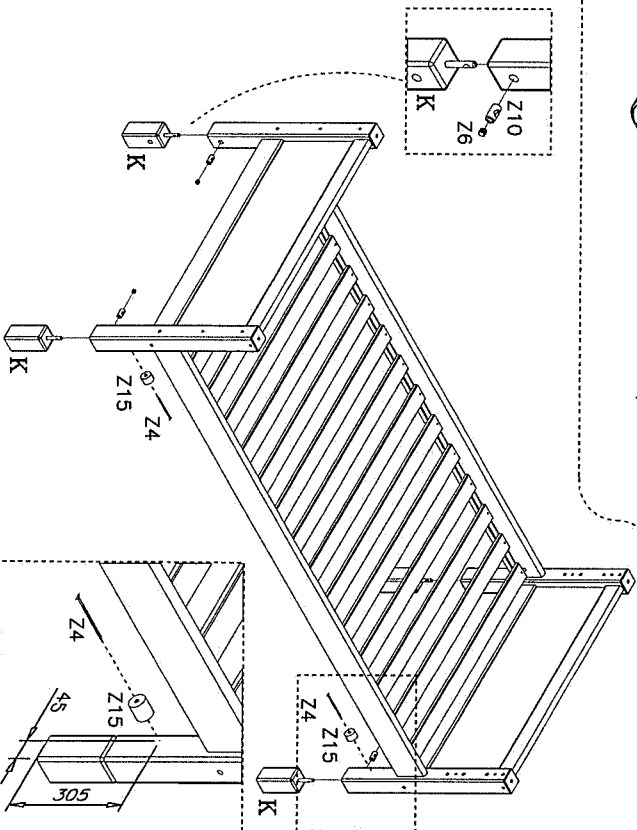
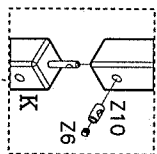
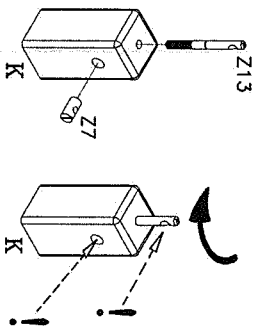
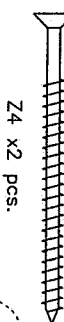
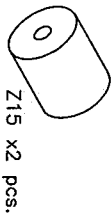
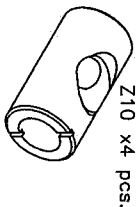
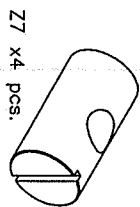
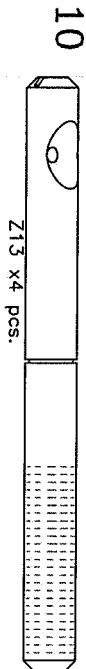
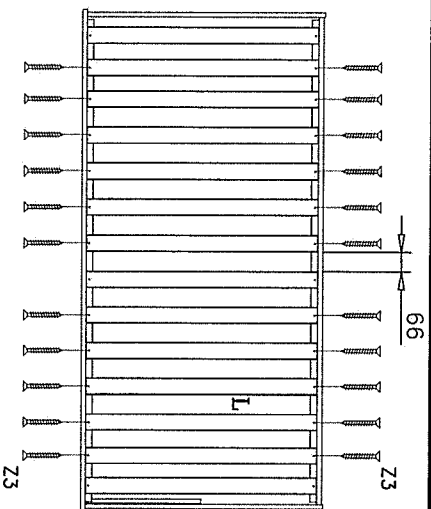
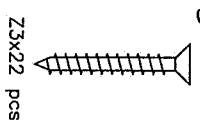
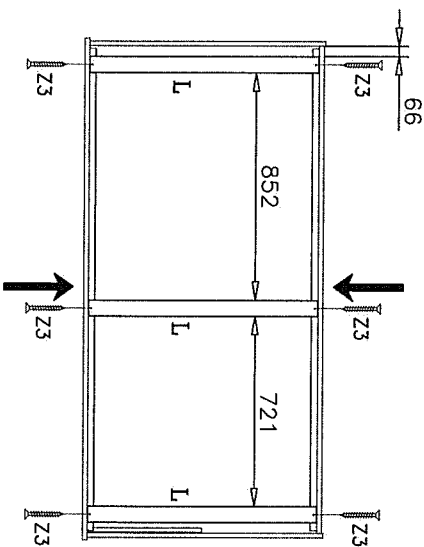
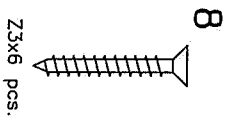
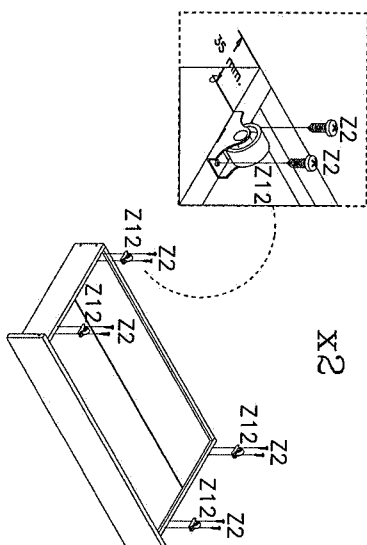
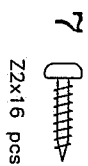
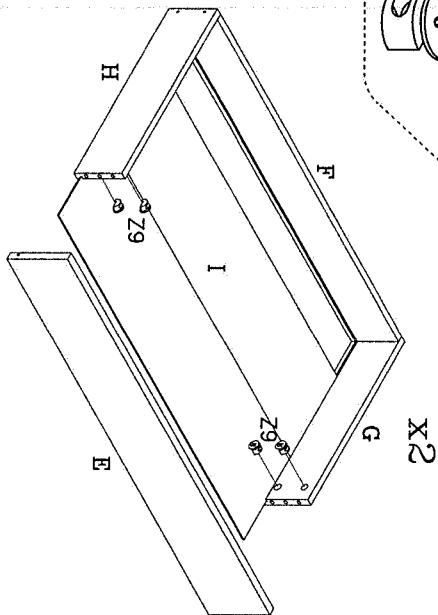
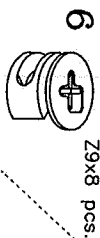
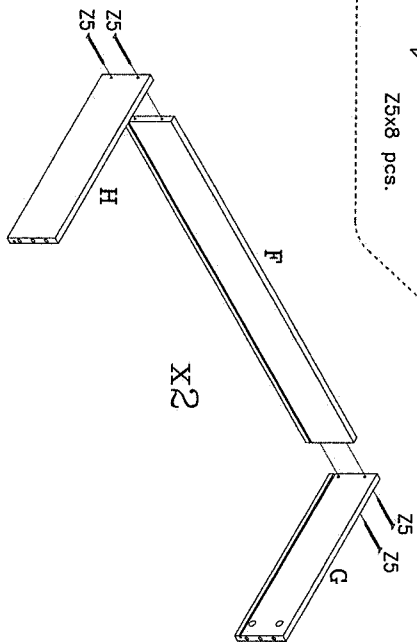
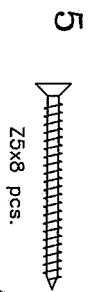


3  
Z9x4 pcs.



4  
Z2x8 pcs.  
Z4x2 pcs.





Screw the bolt Z13 into the leg, until the ring on the bolt is flush with the end of the leg.  
 Schroef de bout Z13 in de poot, tot de ringstrook op de bout gelijkvalt met de bovenrand van de poot.  
 Der Verbindungsbolzen Z13 wird eingeschraubt, bis der markierte Ring mit der Oberkante des Pfostens bündig ist.  
 Visser le goujon dans le pied jusqu'à ce que l'anneau gravé soit à fleur avec le bois.