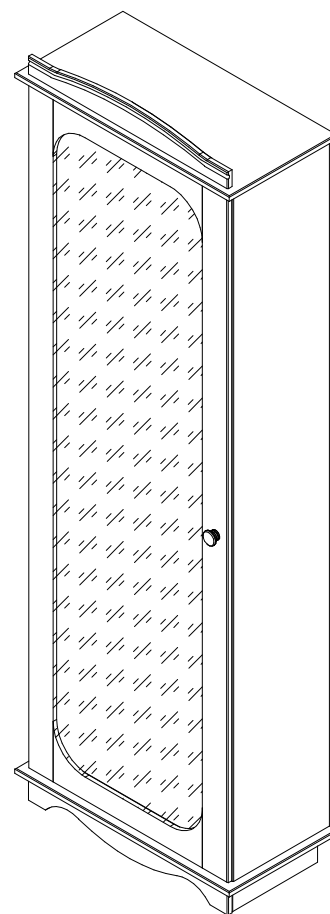
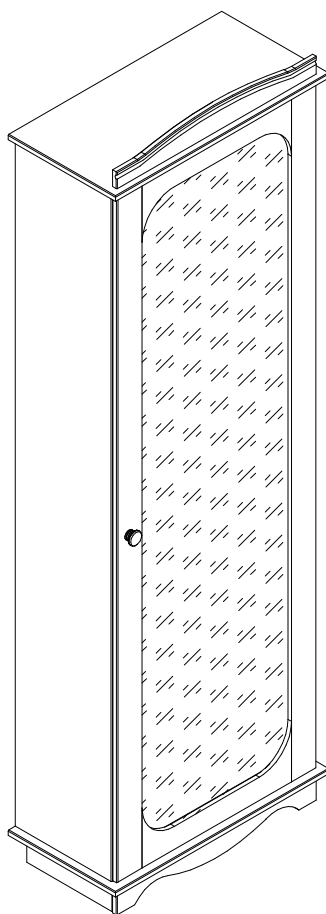
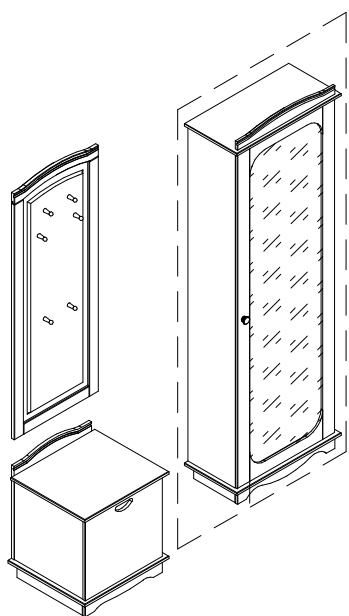


Art. Nr. 28597905; 77307869; 93316831;
99109269

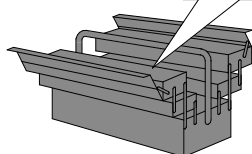
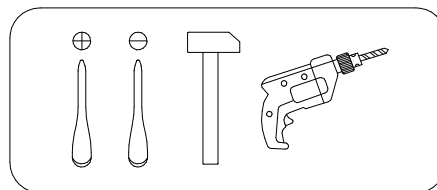
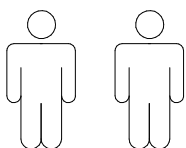
LKZ 40605




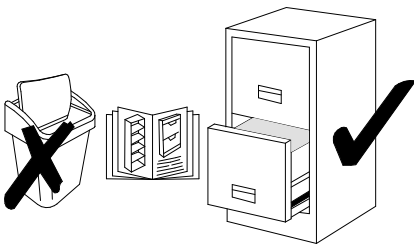
Variant 1

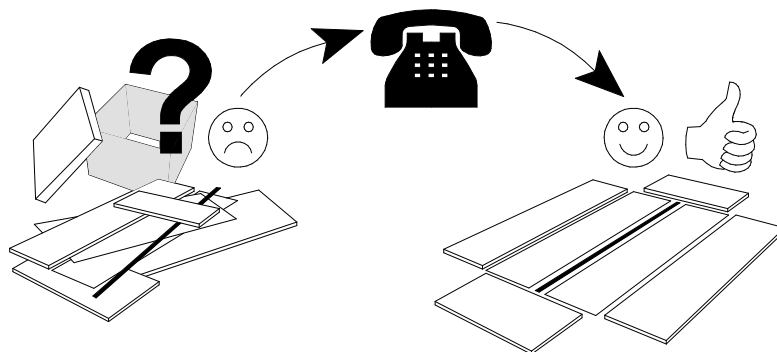
Variant 2

- | | | | |
|-----------|------------------------------------|-----------|--------------------------------|
| D | Montageanleitung | GB | Assembly instructions |
| FR | Notice de montage | IT | Istruzioni di montaggio |
| NL | Handleiding voor de montage | PL | Instrukcja montażu |
| CZ | Montážní návod | SK | Návod na montáž |
| HU | Szerelési útmutató | RO | Instrukțiuni de montaj |
| TR | Montaj talimatı | RU | Инструкция по монтажу |

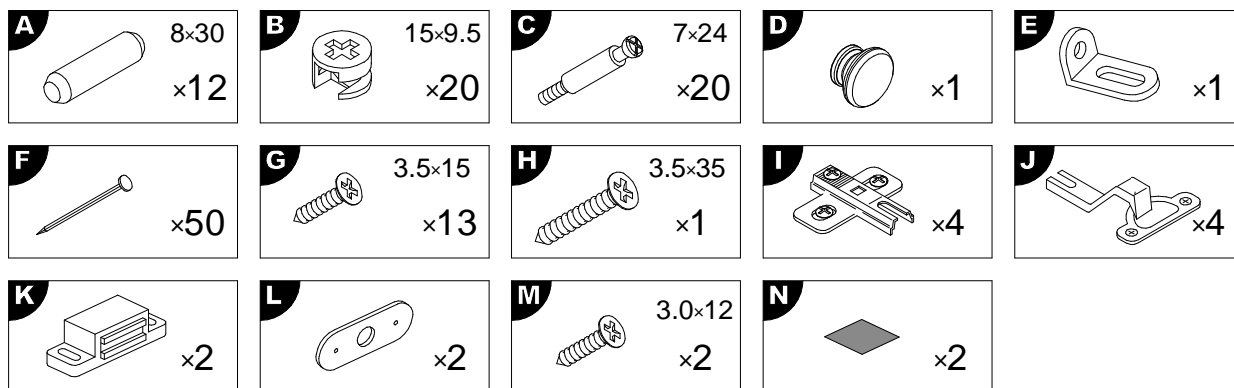


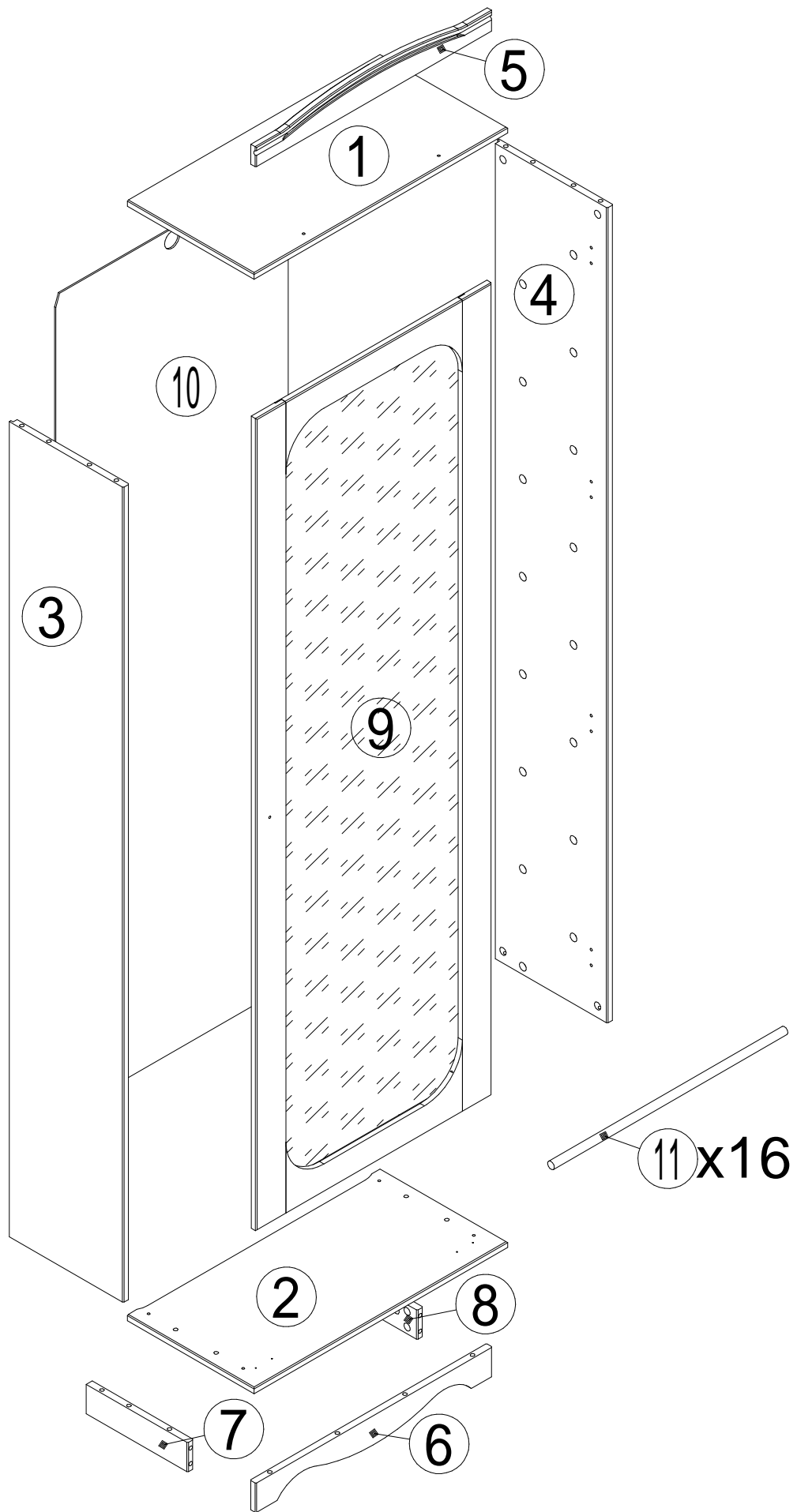
Service · Dienstverlening · Serwis · Servis · Сервисная служба



| |
|---|
| Name · Naam · Nazwa · Isim · Название |
| Nr. · No. · Номер |
| Typ · Type · Tip · Тип |
|  |
|  |



| N | Size/MaB (mm) | Qty | ✓ |
|----|---------------|-----|---|
| 1 | 600×300 | 1 | |
| 2 | 600×300 | 1 | |
| 3 | 1672×270 | 1 | |
| 4 | 1672×270 | 1 | |
| 5 | 560×65 | 1 | |
| 6 | 560×60 | 1 | |
| 7 | 240×60 | 1 | |
| 8 | 240×60 | 1 | |
| 9 | 1666×558 | 1 | |
| 10 | 1690×550 | 1 | |
| 11 | 553×16 | 16 | |



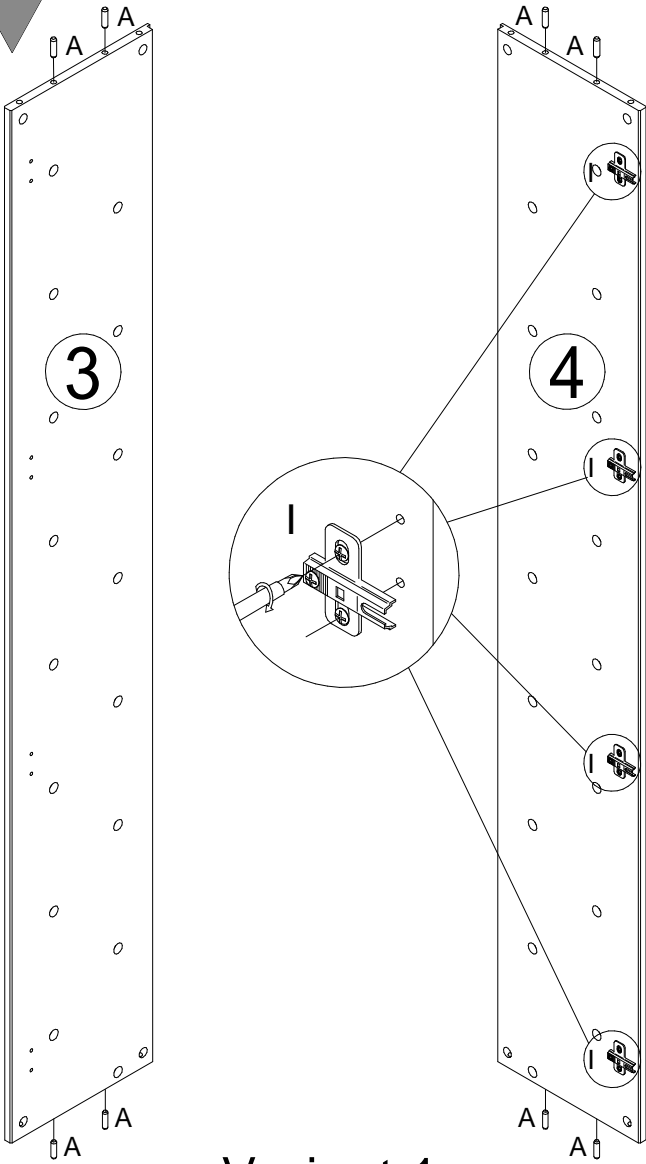




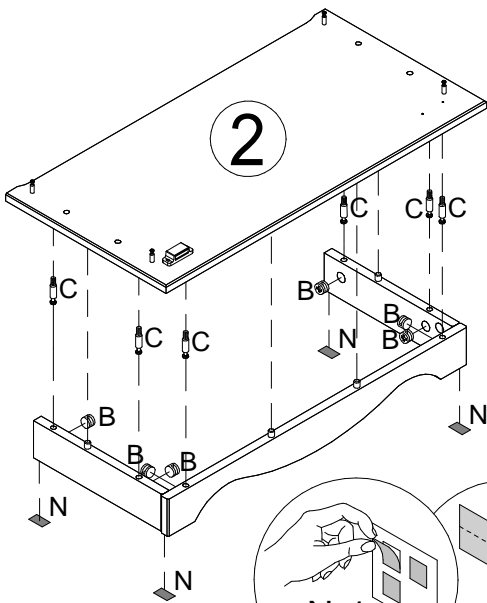
1

| | | | | | |
|----------|--|--------------|----------|--|--------------|
| E | | x1 | A | | 8x30 x4 |
| G | | 3.5x15 x1 | B | | 15x9.5 x6 |
| C | | 7x24 x14 | G | | 3.5x15 x4 |
| K | | x2 | | | |

Warning: A smiley face with a checkmark is shown next to a correct leg attachment, and a frowny face with a large 'X' is shown next to an incorrect leg attachment.





Variant 1



Nx1

NNx2



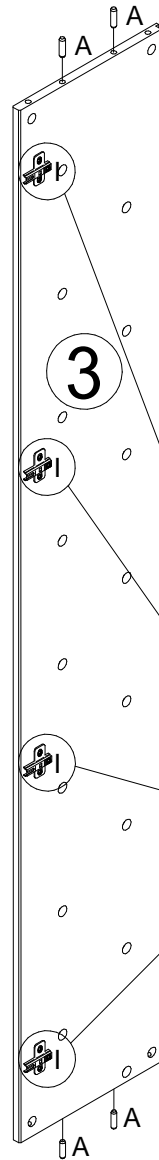
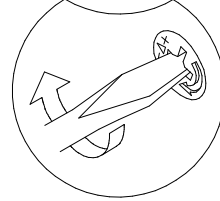
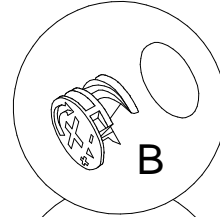
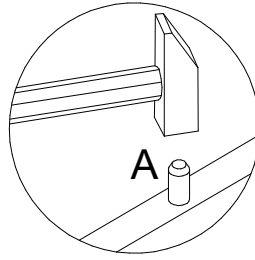
A 8x30
x8

B 15x9.5
x6

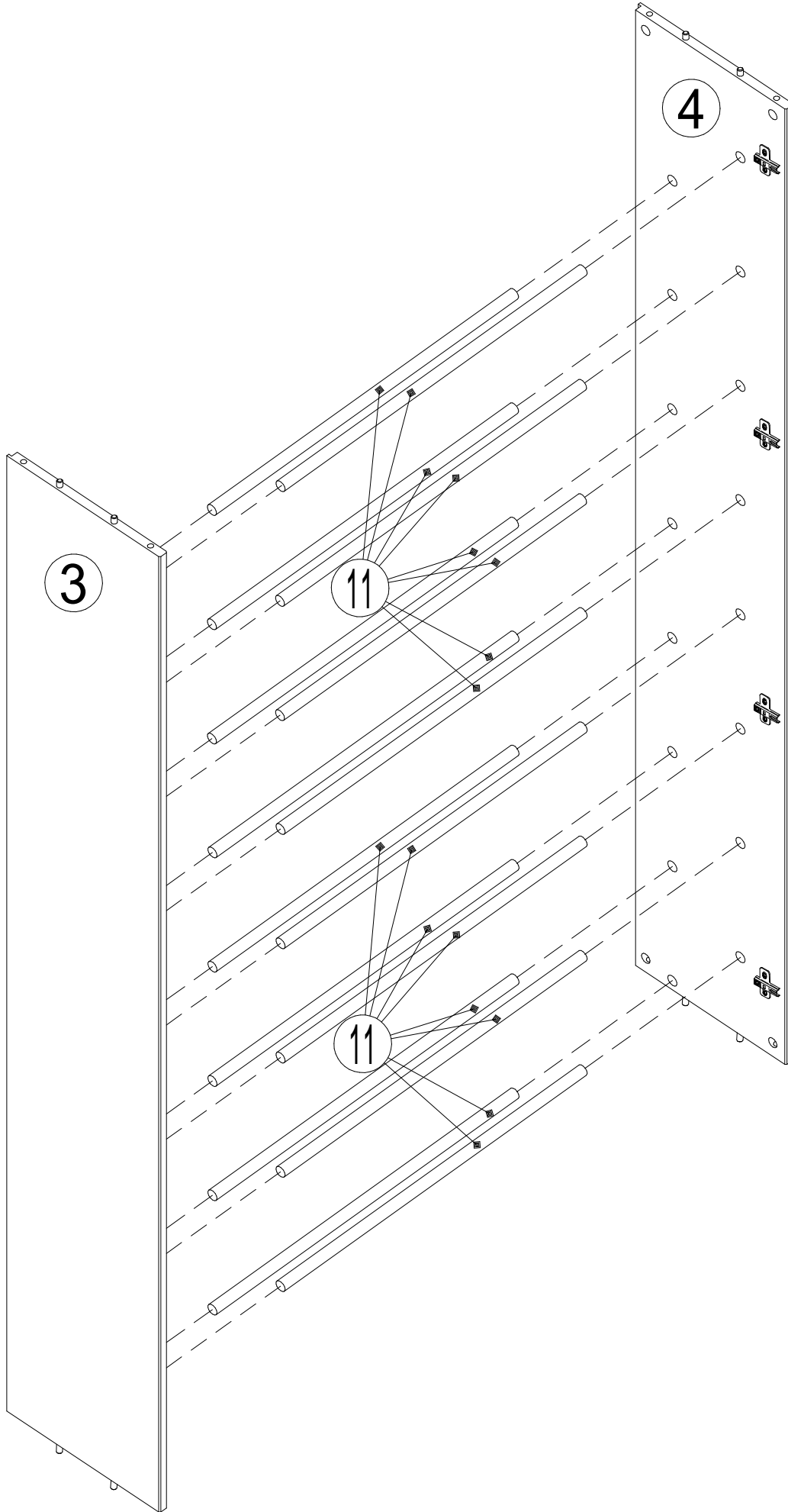
I x4

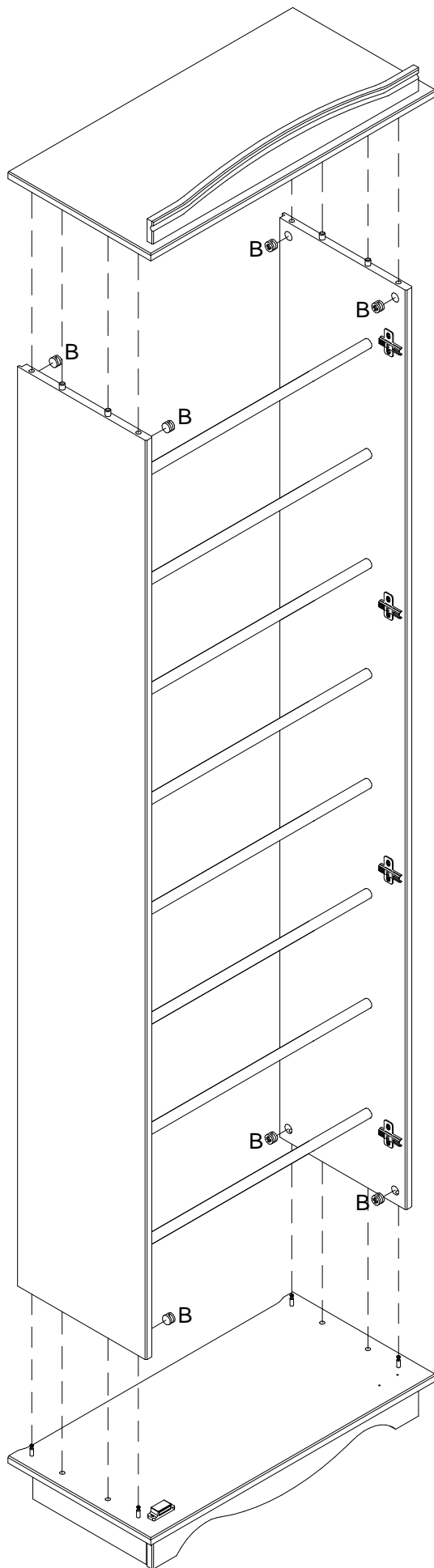
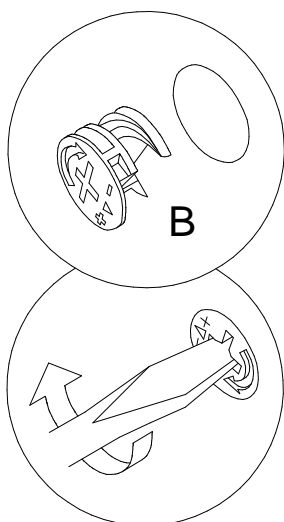
N x2

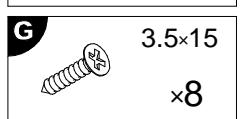
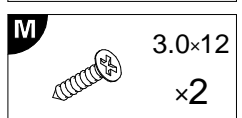
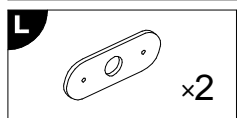
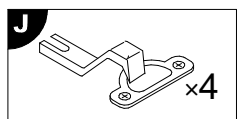
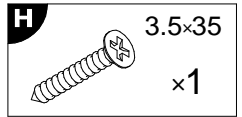
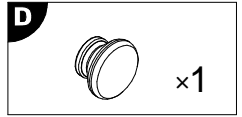
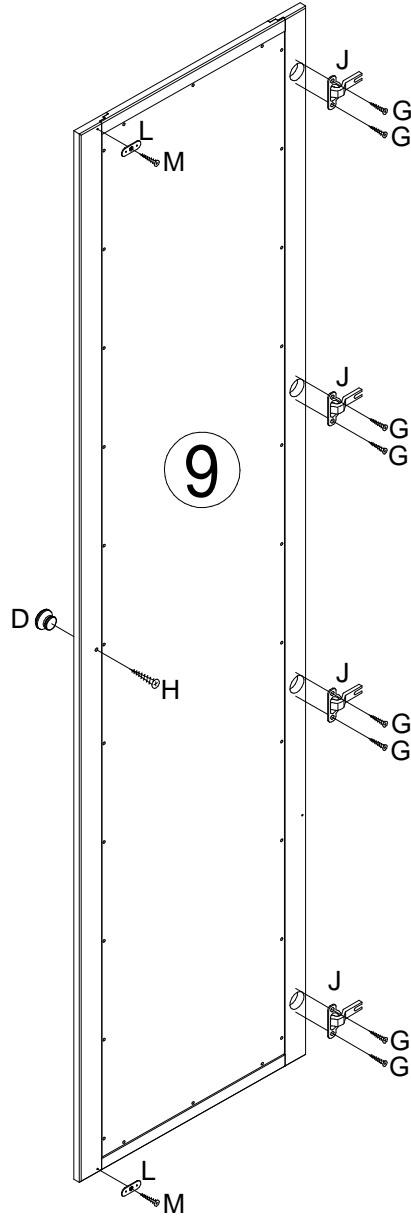
C 7x24
x6



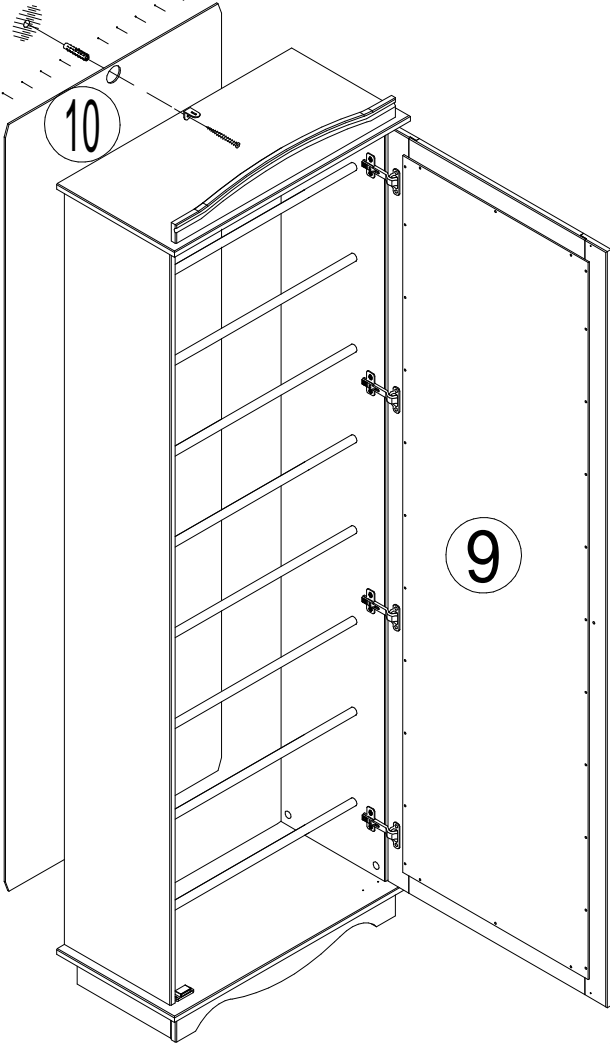
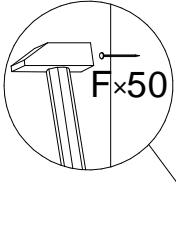
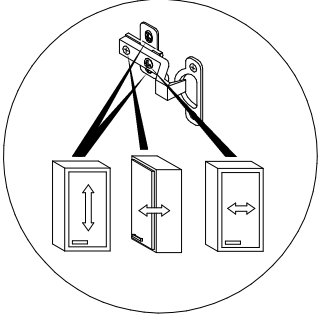
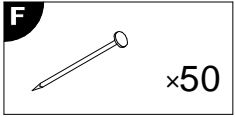
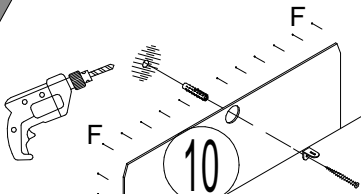
Variant 2



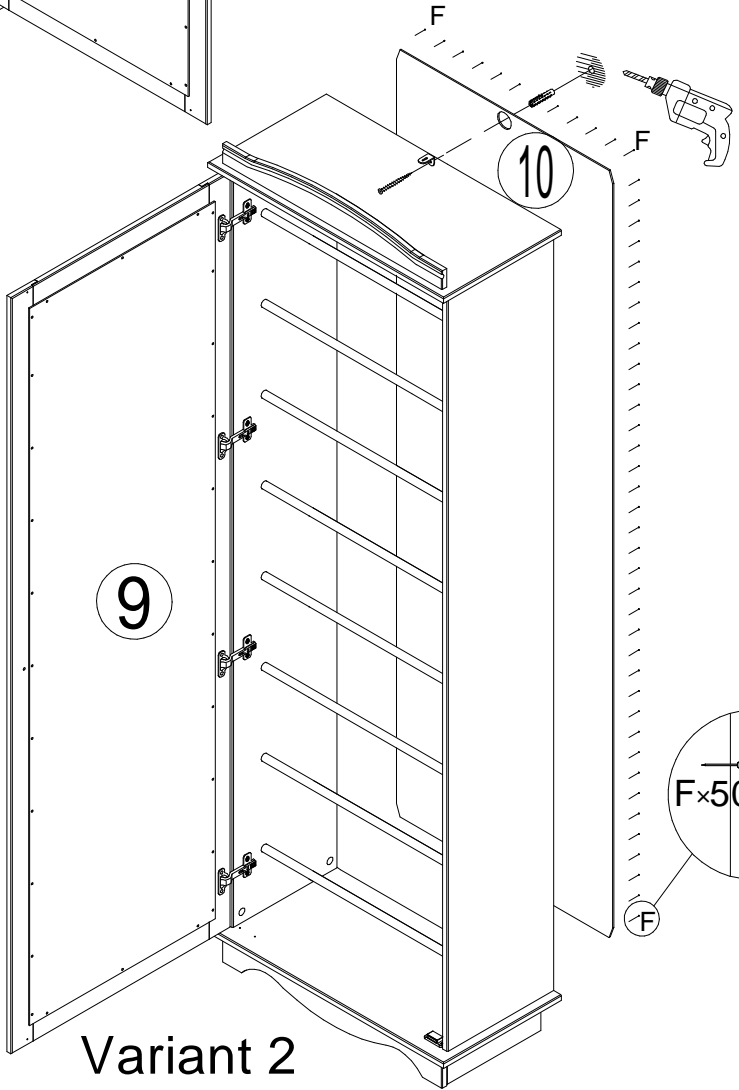

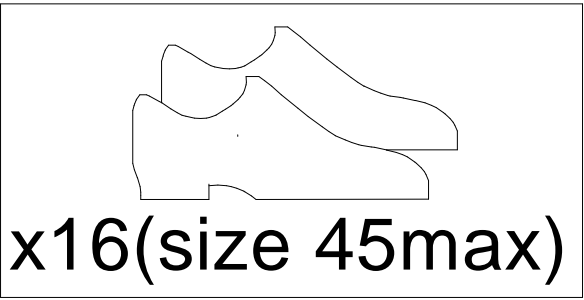




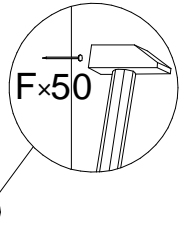
6



Variant 1



Variant 2





**Achtung • Attention • Attenzione
Opgelet • Uwaga • Pozor • Figyelem
Atenție • Dikkat • Внимание**



| | |
|-------------|---|
| (D) | Wandbefestigung dient als Kippschutz – unbedingt anbringen! Bei einigen Wandtypen kann ein Spezialdübel erforderlich sein! |
| (GB) | The wall fastening serves to prevent tipping – be absolutely sure to mount it! For certain wall types, a special wall plug may be necessary! |
| (FR) | La fixation murale sert de protection contre le basculement – à installer impérativement ! Pour certains types de murs il faut des chevilles spéciales ! |
| (IT) | Il fissaggio alla parete serve da protezione anti-ribaltamento – attaccarla assolutamente! Per alcune strutture di parete può essere necessario un tassello speciale! |
| (NL) | Bevestiging aan de muur dient als kantelbescherming – zeker en vast bevestigen! Bij enkele muurtypes is een speciale plug misschien vereist! |
| (PL) | Mocowanie do ściany jest jednocześnie zabezpieczeniem przed przewróceniem – koniecznie zamontować! Do niektórych rodzajów ścian koniecznie zastosować specjalne kołki mocujące. |
| (CZ) | Montáž na stěnu slouží jako ochrana proti převrhnutí – bezpodmienečně umístěte! U některých typů stěn může být zapotřebí speciální hmoždinka! |
| (SK) | Upevnenie na stenu slúži ako ochrana proti prevráteniu – bezpodmienečne použite! Pre niektoré druhy stien môže byť potrebná špeciálna hmoždinka! |
| (HU) | A terméket a falhoz kel rögzíténi, különben az felborulhat! Egyes faltípusoknál speciális tiplit kell használni! |
| (RO) | Sistemul de fixare la perete servește ca protecție la răsturnare – de montat obligatoriu! Pentru unele tipuri de pereți este posibil să fie necesar un diblu special! |
| (TR) | Duvardaki sabitleme, devrilmeye karşı bir emniyet tedbiridir ve mutlaka monte edilmelidir! Bazı duvar tiplerinde bunun için özel bir dübel gerekli olabilir! |
| (RU) | Обязательно установите крепление на стене во избежание опрокидывания! Для некоторых типов стен может потребоваться специальный дюбель! |