

**DE** Bohrloch herstellen.

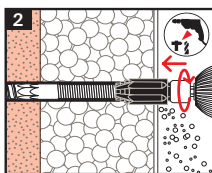
**EN** Drill the hole.

**FR** Percer un trou.

**IT** Praticare il foro.

**ES** Realizar el agujero.

**PT** Fazer o furo.



**DE** Putz aufräsen.

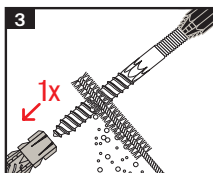
**EN** Ream out the plaster.

**FR** Fraiser l'enduit.

**IT** Svasare l'apertura del foro.

**ES** Perfore el yeso.

**PT** Furar o gesso.



**DE** Steckschraube reinigen, Kunststoffdübel ca. 1 Umdrehung auf Steckschraube drehen.

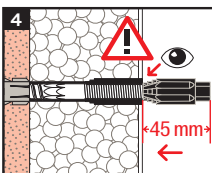
**EN** Clean the hanger bolt. Turn the plastic fixing approximately 1 turn on the hanger bolt.

**FR** Nettoyer le goujon fileté STST et prémonter la cheville.

**IT** Pulire l'estremità della vite. Fissare il tassello sulla vite con 1 giro di avvitamento.

**ES** Limpie el hilo de rosca del STST y premonte el tornillo.

**PT** Limpar a rosca do STST e pré-montar o parafuso.



**DE** Einheit ins Bohrloch stecken, bis Vorderkante des thermischen Trennmoduls putzbündig ist.

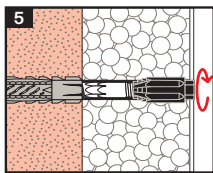
**EN** Insert the unit in the hole until the front edge of the black thermal barrier is flush with the plaster.

**FR** Insérer l'ensemble dans le forage jusqu'à ce que le cône noir affleure le crépi.

**IT** Inserire il fissaggio nel foro finché il bordo anteriore del cono isolante nero non è a filo parete.

**ES** Inserte la unidad en el orificio hasta que el borde frontal de la barrera térmica negra esté al ras con el yeso.

**PT** Inserir a unidade no orificio até que a extremidade frontal da barreira térmica preta fique nivelada com o gesso.



**DE** Thermax einschrauben und justieren.

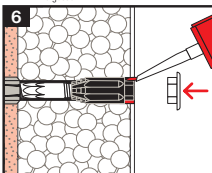
**EN** Screw in and adjust the Thermax.

**FR** Visser et ajuster le Thermax.

**IT** Avvitare il Thermax e regolarlo.

**ES** Atornillar y ajustar el Thermax.

**PT** Aparafusar e ajustar o Thermax.



**DE** Abdichten und Abdeckkappe aufstecken.

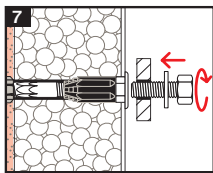
**EN** Seal with sealant and put on the cover cap.

**FR** Etancher et poser le capuchon.

**IT** Ricoprire con il sigillante e posizionare la boccia.

**ES** Sellar con sellador y poner la tapa.

**PT** Selar com o selante e colocar a tampa.



**DE** Anbauteil montieren, Schraube handfest anziehen.

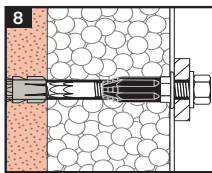
**EN** Mount the fixture and hand-tighten the screw.

**FR** Positionner la pièce à fixer et serrer légèrement la vis.

**IT** Montare l'oggetto da fissare e serrare manualmente.

**ES** Monte el dispositivo y apriete a mano el tornillo.

**PT** Montar a fixação e apertar manualmente o parafuso.



**DE** Fertig.

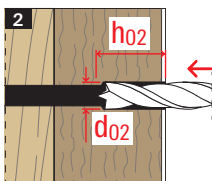
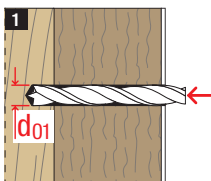
**EN** Finished.

**FR** Prêt.

**IT** Finito.

**ES** Acabado.

**PT** Concluído.



**DE** Bohren. Thermax 8:  $d_{01} = 6$  mm in Buche  $\geq$  D35,  $d_{01} = 5$  mm in Fichte  $\geq$  C24, Thermax 10:  $d_{01} = 7$  mm in Buche  $\geq$  D35 und Fichte  $\geq$  C24.

**EN** Drill the hole. Thermax 8:  $d_{01} = 6$  mm in beech  $\geq$  D35,  $d_{01} = 5$  mm in spruce  $\geq$  C24, Thermax 10:  $d_{01} = 7$  mm in beech  $\geq$  D35 and spruce  $\geq$  C24.

**FR** Percer un trou. Thermax 8:  $d_{01} = 6$  mm en hêtre  $\geq$  D35,  $d_{01} = 5$  mm en épicéa  $\geq$  C24, Thermax 10:  $d_{01} = 7$  mm en hêtre  $\geq$  D35 et épicéa  $\geq$  C24.

**IT** Praticare il foro. Thermax 8:  $d_{01} = 6$  mm in faggio  $\geq$  D35,  $d_{01} = 5$  mm in peccio  $\geq$  C24, Thermax 10:  $d_{01} = 7$  mm in faggio  $\geq$  D35 e peccio  $\geq$  C24.

**ES** Taladrar el agujero. Thermax 8:  $d_{01} = 6$  mm en hasta  $\geq$  D35,  $d_{01} = 5$  mm  $\geq$  C24, Thermax 10:  $d_{01} = 7$  mm  $\geq$  D35  $\geq$  C24.

**PT** Fazer o furo. Thermax 8:  $d_{01} = 6$  mm até  $\geq$  D35,  $d_{01} = 5$  mm  $\geq$  C24, Thermax 10:  $d_{01} = 7$  mm  $\geq$  D35  $\geq$  C24.

**Thermax 8:**  $d_{02} = 14$  mm,  $h_{02} = 50$  mm.

**Thermax 10:**  $d_{02} = 18$  mm,  $h_{02} = 50$  mm.

**DE** Putz und Dämmstoff vorbohren.

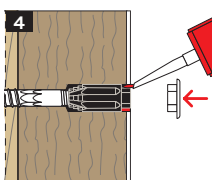
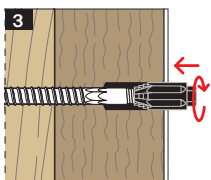
**EN** Ream out the plaster and the insulation.

**FR** Fraiser l'enduit et matériel isolant.

**IT** Svasare l'apertura del foro e materiale isolante.

**ES** Perfore el plástico y aislante.

**PT** Perfurar o gesso e o isolamento.



**DE** Einheit (ohne UX) ins Bohrloch stecken, Thermax einschrauben und justieren.

**EN** Insert the unit (without UX) in the hole, screw in and adjust the Thermax.

**FR** Introduire l'ensemble (sans UX), visser et ajuster le Thermax.

**IT** Inserire il fissaggio (senza UX), avvitare il Thermax e regolarlo.

**ES** Insertar la unidad (sin UX) en el agujero, tornillo y ajuste el Thermax.

**PT** Inserir a unidade (sem UX) no furo, aparafusar e ajustar o Thermax.

**DE** Abdichten und Abdeckkappe aufstecken.

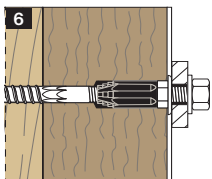
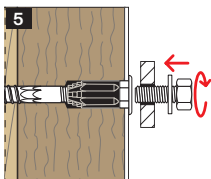
**EN** Seal with sealant and put on the cover cap.

**FR** Etancher et poser le capuchon.

**IT** Ricoprire con il sigillante e posizionare la boccola.

**ES** Sellar con sellador y poner la tapa.

**PT** Selar com o selante e colocar a tampa.



**DE** Anbauteil montieren, Schraube handfest anziehen.

**EN** Mount the fixture and hand-tighten the screw.

**FR** Positionner la pièce à fixer et serrer légèrement la vis.

**IT** Montare l'oggetto da fissare e serrare manualmente.

**ES** Monte el dispositivo y apriete a mano el tornillo.

**PT** Montar a fixação e apertar manualmente o parafuso.

**DE** Fertig.

**EN** Finished.

**FR** Prêt.

**IT** Finito.

**ES** Acabado.

**PT** Concluído.