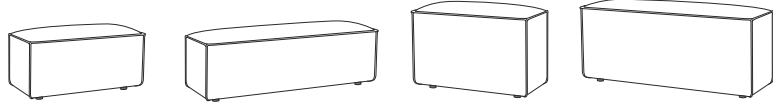


**2 X** **10 MIN**

- |                                  |                               |
|----------------------------------|-------------------------------|
| (D) AUFBAUANLEITUNG              | (GB) ASSEMBLY INSTRUCTIONS    |
| (NL) HANDLEIDING VOOR DE MONTAGE | (PL) INSTRUKCJA MONTAŻU       |
| (TR) MONTAJ TALIMATI             | (RU) Инструкция по монтажу    |
| (RO) INSTRUCTIUNI DE ASAMBLARE   | (I) PROCEDURA DI ASSEMBLAGGIO |
| (F) INSTRUCTION D'ASSEMBLAGE     | (SK) POKYNY K MONTÁŽI         |
| (CZ) POKYNY K MONTÁŽI            | (HU) KÖZGYŰLÉS UTASÍTÁSOK     |
| (BG) инструкции за монтаж        | (SLO) ASSEMBLY INSTRUCTIONS   |
| (HR) NAPUTCI ZA MONTAŽU          | (S) MONTERINGSANVISNING       |
| (E) INSTRUCCIONES DE MONTAJE     | (LT) DIEGIMO INSTRUKCIJOS     |



**„PUZZLE  
OUTDOOR”**



**1/2**

**AT 90**

**AT 135**

**RU 90**

**RU 135**

**A** H=50mm



4x

**B**



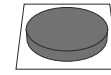
4x

**C** H=25mm



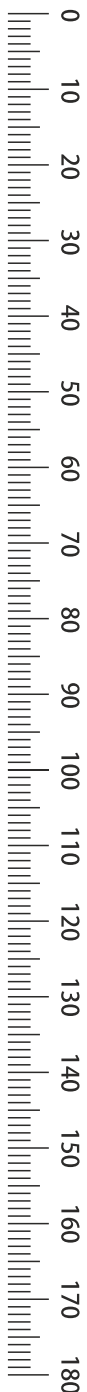
1x

**D**



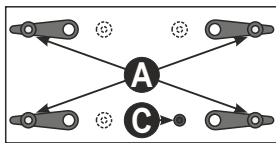
4x

**PRE-ASSEMBLED/ PRÉ ASSEMBLÉ/ VORMONTIERT/ PREMONTATO/ WSTĘPNIE ZAMONTOWANE**

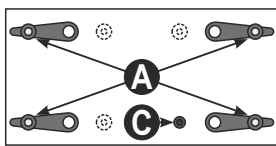


**1**

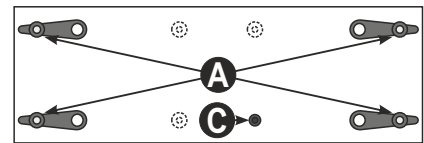
**AT 90**



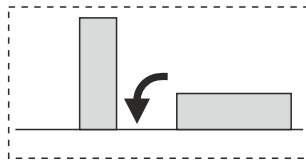
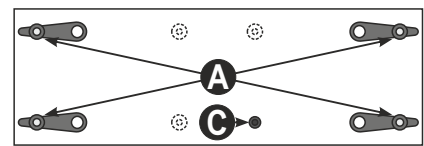
**RU 90**



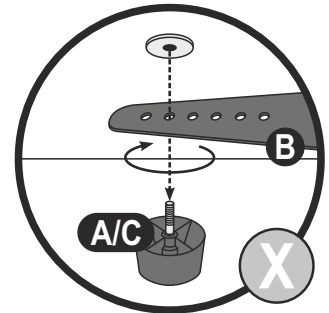
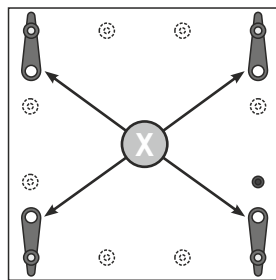
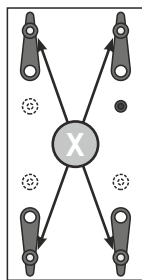
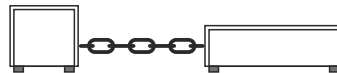
**AT 135**



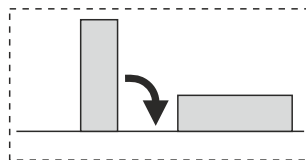
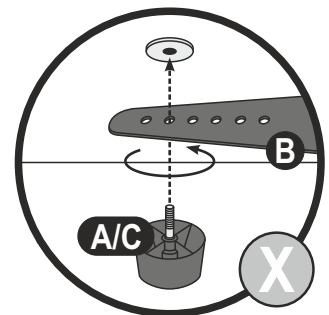
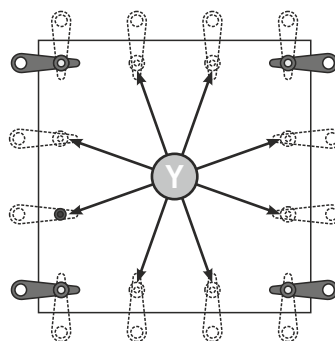
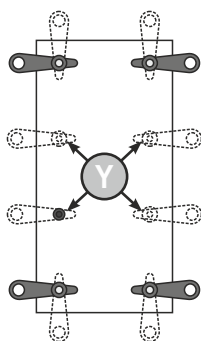
**RU 135**

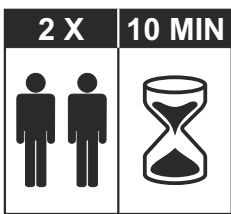


**2**



**3**



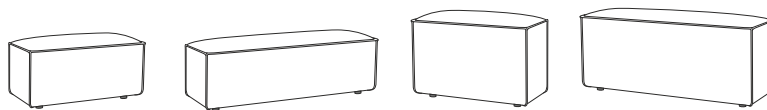


(D) AUFBAUANLEITUNG  
 (NL) HANDLEIDING VOOR DE MONTAGE  
 (TR) MONTAJ TALIMATI  
 (RO) INSTRUCTIUNI DE ASAMBLARE  
 (F) INSTRUCTION D'ASSEMBLAGE  
 (CZ) POKYNY K MONTÁŽI  
 (BG) инструкции за монтаж  
 (HR) NAPUTCI ZA MONTAŽU  
 (E) INSTRUCCIONES DE MONTAJE

(GB) ASSEMBLY INSTRUCTIONS  
 (PL) INSTRUKCJA MONTAŻU  
 (RU) Инструкция по монтажу  
 (I) PROCEDURA DI ASSEMBLAGGIO  
 (SK) POKYNY K MONTÁŽI  
 (HU) KÖZGYŰLÉS UTASÍTÁSOK  
 (SLO) ASSEMBLY INSTRUCTIONS  
 (S) MONTERINGSANVISNING  
 (LT) DIEGIMO INSTRUKCIJOS



„PUZZLE  
OUTDOOR”



2/2

AT 90

AT 135

RU 90

RU 135

A H=50mm



4x

B



4x

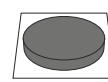
C

H=25mm




1x

D

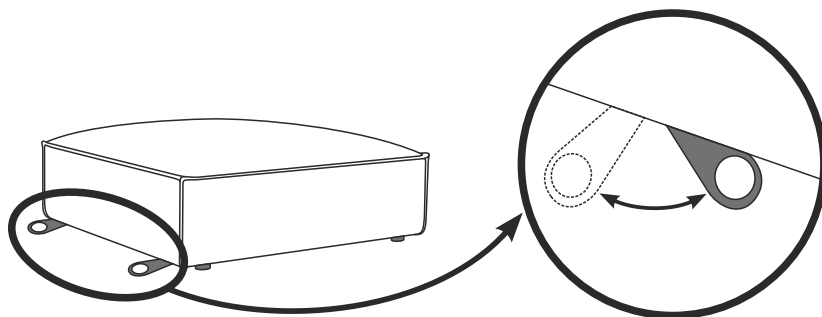



4x

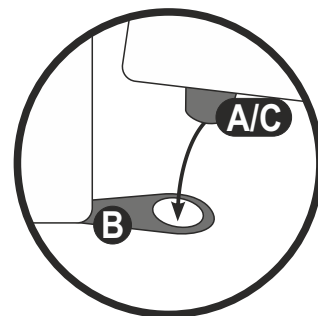
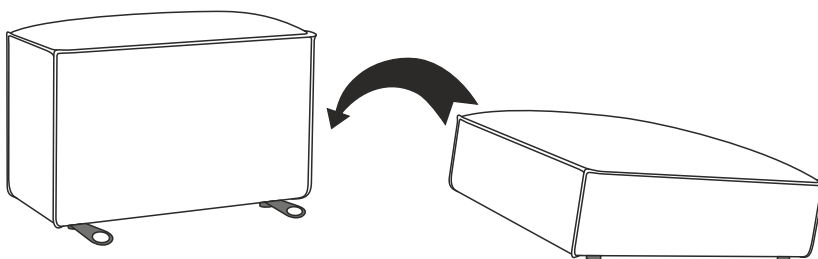
PRE-ASSEMBLED/ PRÉ ASSEMBLÉ/ VORMONTIERT/ PREMONTATO/ WSTĘPNIE ZAMONTOWANE





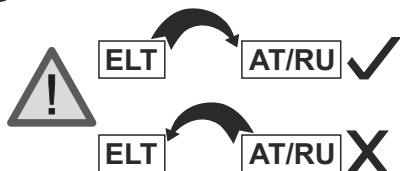
4



5



6



Le produit destiné à un usage domestique.  
Après assemblage de ce produit, il est conseillé d'aérer régulièrement la pièce pendant.

The product is intended for domestic use.  
After assembling this product, it is advisable to ventilate the room regularly for a few days.



FR

Pensez à  
donner ou recycler.



Association

ou



Magasin

ou



Déchèterie



LE TRI  
+ FACILE

