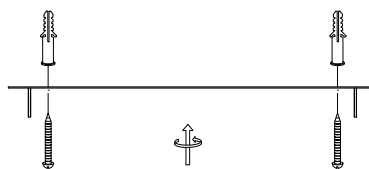
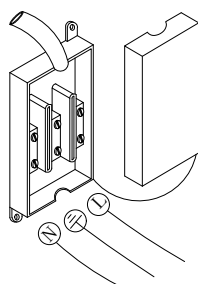


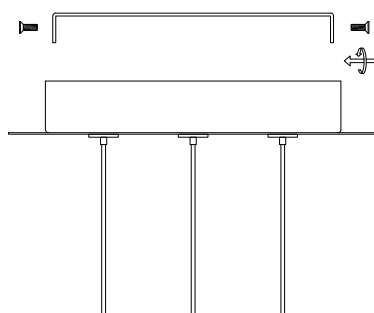
1. Turn off the general switch



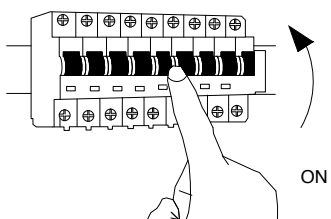
2. Drill & apply plastic Anchors with screws



3. Connect the wires



4. Apply caps to put it in place



5. Turn on the general switch

