

20 MIN

2 X

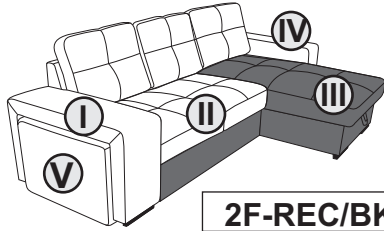


- (D) AUFBAUANLEITUNG
- (NL) HANDLEIDING VOOR DE MONTAGE
- (TR) MONTAJ TALIMATI
- (RO) INSTRUCIUNI DE ASAMBLARE
- (F) INSTRUCTION D'ASSEMBLAGE
- (CZ) POKYNY K MONTÁŽI
- (BG) ИНСТРУКЦИИ ЗА МОНТАЖ
- (HR) UPUTSTVA ZA MONTAŽU

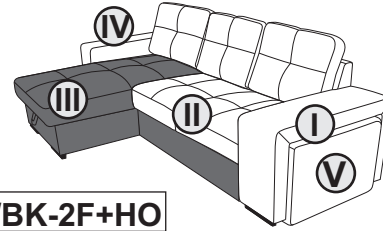
- (GB) ASSEMBLY INSTRUCTIONS
- (PL) INSTRUKCJA MONTAŻU
- (RU) Инструкция по монтажу
- (I) PROCEDURA DI ASSEMBLAGGIO
- (SK) POKYNY K MONTÁŽI
- (HU) ÖSSZESZERELÉSI ÚTMUTATÓ
- (SLO) NAVODILA ZA MONTAŽO
- (S) MONTERINGSANVISNING
- (LT) DIEGIMO INSTRUKCIJOS
- (E) INSTRUCCIONES DE MONTAJE

MODEL

“MM 297 MATTINA”

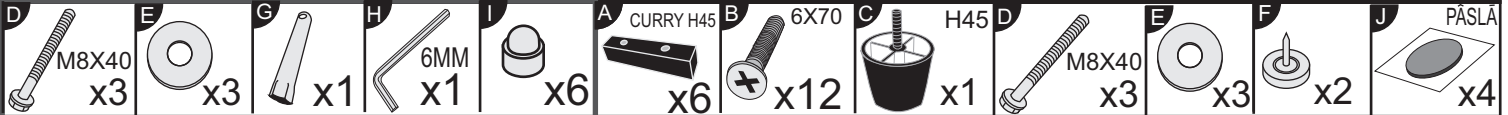


2F-REC/BK+HO



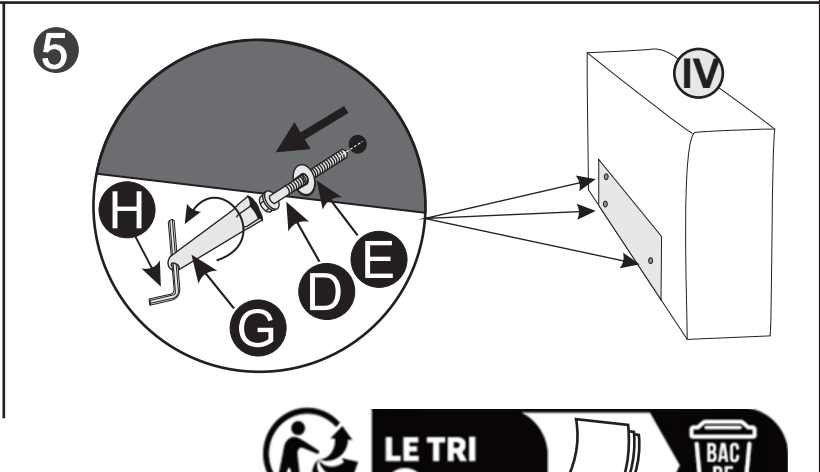
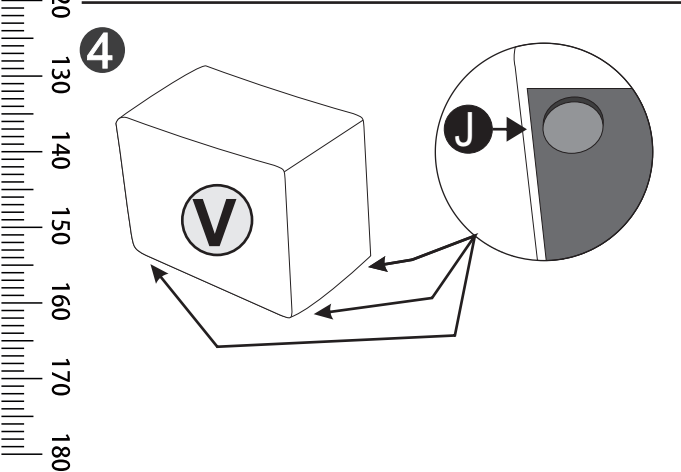
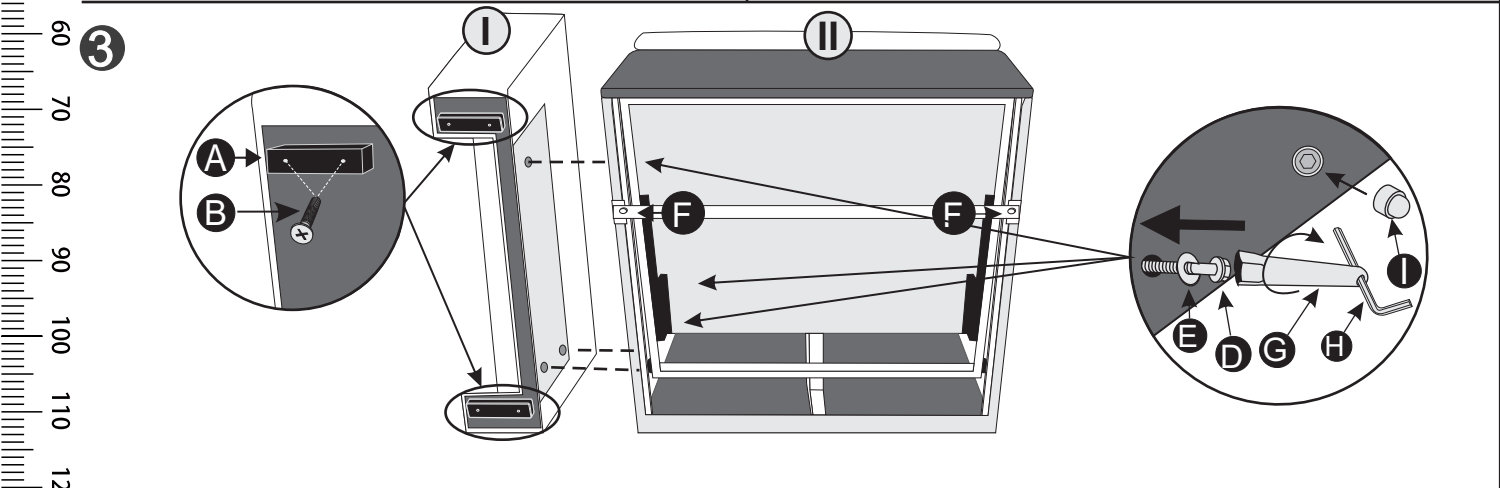
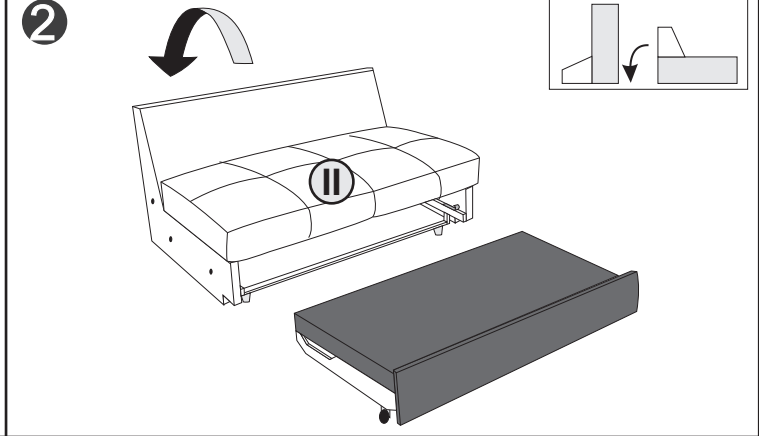
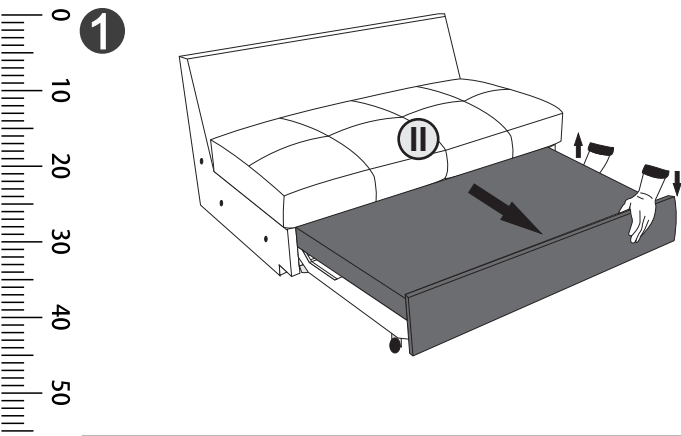
REC/BK-2F+HO

1/4



hardware bag/sachet matériel/zubehörbeute/
sachetti materiale/bolsa de materiales/ worek materialowy

pre-assembled/ pre assemble/vormontiert/premontato/wstępnie/zamontowane



LE TRI FACILE



BAC DE TRI

20 MIN

2 X

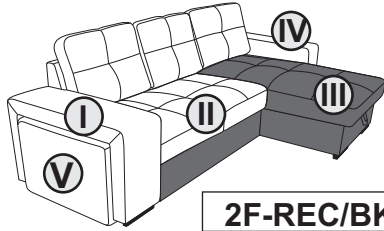


- (D) AUFBAUANLEITUNG
- (NL) HANDLEIDING VOOR DE MONTAGE
- (TR) MONTAJ TALIMATI
- (RO) INSTRUCIUNI DE ASAMBLARE
- (F) INSTRUCTION D'ASSEMBLAGE
- (CZ) POKYNY K MONTÁŽI
- (BG) ИНСТРУКЦИИ ЗА МОНТАЖ
- (HR) UPUTSTVA ZA MONTAŽU

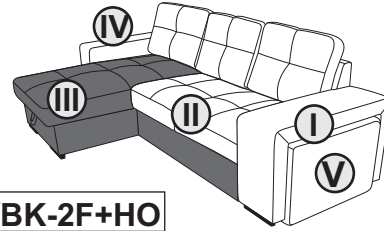
- (GB) ASSEMBLY INSTRUCTIONS
- (PL) INSTRUKCJA MONTAŻU
- (RU) Инструкция по монтажу
- (I) PROCEDURA DI ASSEMBLAGGIO
- (SK) POKYNY K MONTÁŽI
- (HU) ÖSSZESZERELÉSI ÚTMUTATÓ
- (SLO) NAVODILA ZA MONTAŽO
- (S) MONTERINGSANVISNING
- (LT) DIEGIMO INSTRUKCIJOS
- (E) INSTRUCCIONES DE MONTAJE

MODEL

“MM 297 MATTINA”



2F-REC/BK+HO



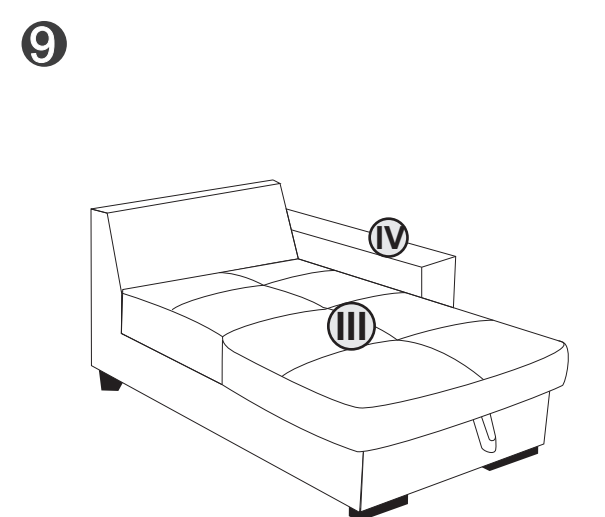
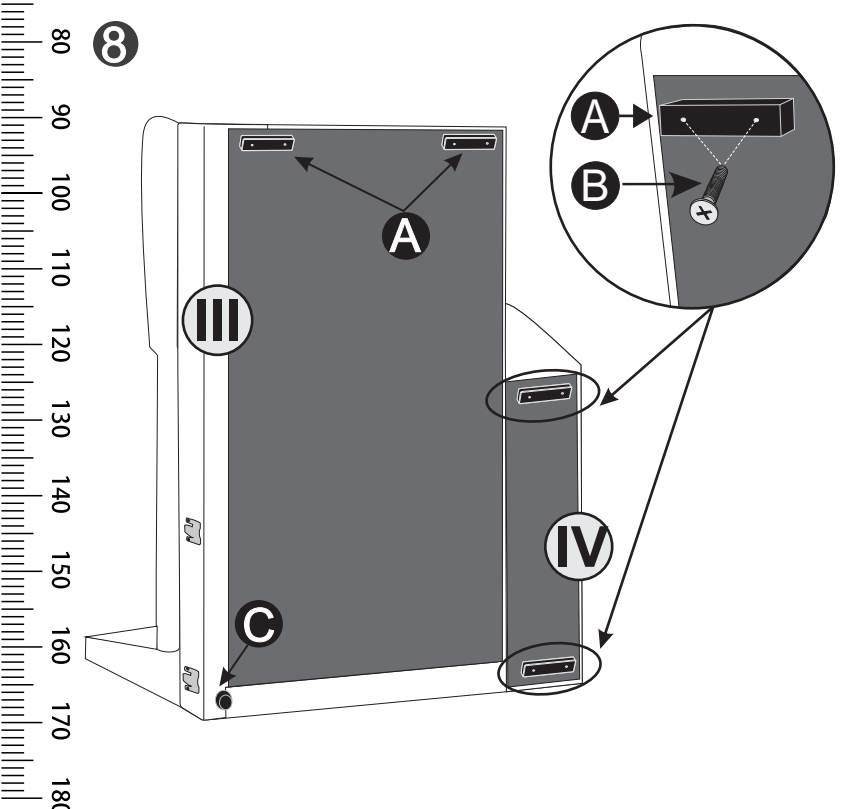
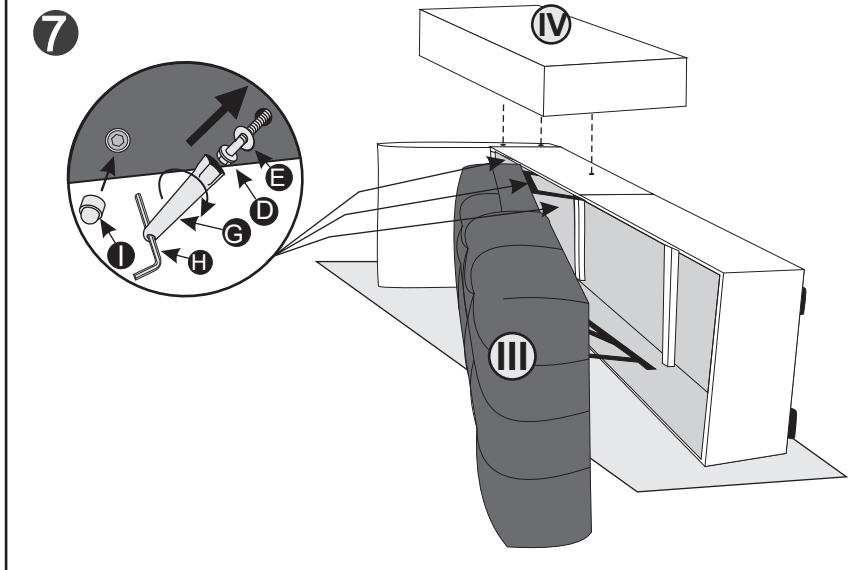
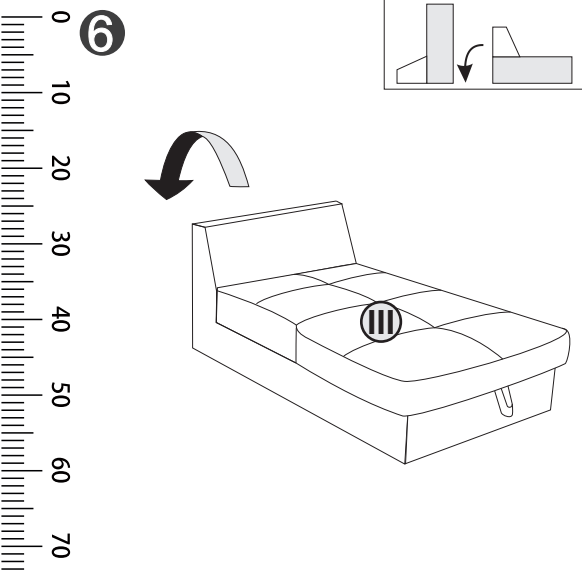
REC/BK-2F+HO

2/4

- | | | | | | | | | | | | |
|-------------------------|----------------|----------------|-----------------------|----------------|--------------------------|----------------------|--------------------|----------------------|----------------|----------------|----------------------|
| D
M8X40
x3 | E
x3 | G
x1 | H
6MM
x1 | I
x6 | A CURRY H45
x6 | B 6X70
x12 | C H45
x1 | D M8X40
x3 | E
x3 | F
x2 | J PÁSLA
x4 |
|-------------------------|----------------|----------------|-----------------------|----------------|--------------------------|----------------------|--------------------|----------------------|----------------|----------------|----------------------|

hardware bag/sachet matériel/zubehörbeutel/
sachetti materiale/bolsa de materiales/ worek materialowy

pre-assembled/ pre assemble/vormontiert/premontato/wstępnie zamontowane



101-05.08.2022



20 MIN

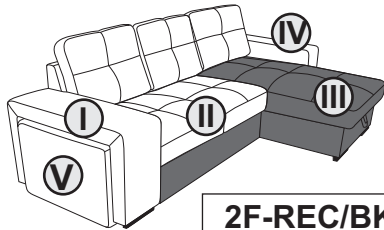
2 X



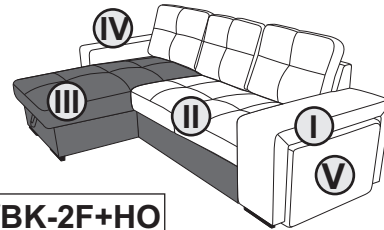
- (D) AUFBAUANLEITUNG
- (NL) HANDLEIDING VOOR DE MONTAGE
- (TR) MONTAJ TALIMATI
- (RO) INSTRUCIUNI DE ASAMBLARE
- (F) INSTRUCTION D'ASSEMBLAGE
- (CZ) POKYNY K MONTÁŽI
- (BG) ИНСТРУКЦИИ ЗА МОНТАЖ
- (HR) UPUTSTVA ZA MONTAŽU

- (GB) ASSEMBLY INSTRUCTIONS
- (PL) INSTRUKCJA MONTAŻU
- (RU) Инструкция по монтажу
- (I) PROCEDURA DI ASSEMBLAGGIO
- (SK) POKYNY K MONTÁŽI
- (HU) ÖSSZESZERELÉSI ÚTMUTATÓ
- (SLO) NAVODILA ZA MONTAŽO
- (S) MONTERINGSANVISNING
- (LT) DIEGIMO INSTRUKCIJOS
- (E) INSTRUCCIONES DE MONTAJE

MODEL "MM 297 MATTINA"



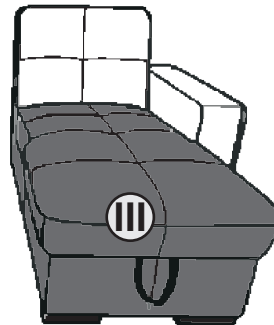
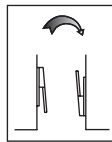
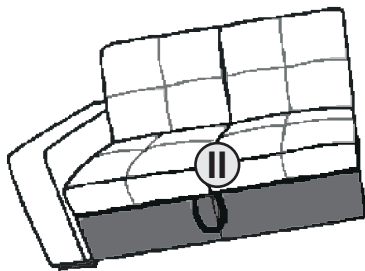
2F-REC/BK+HO



REC/BK-2F+HO

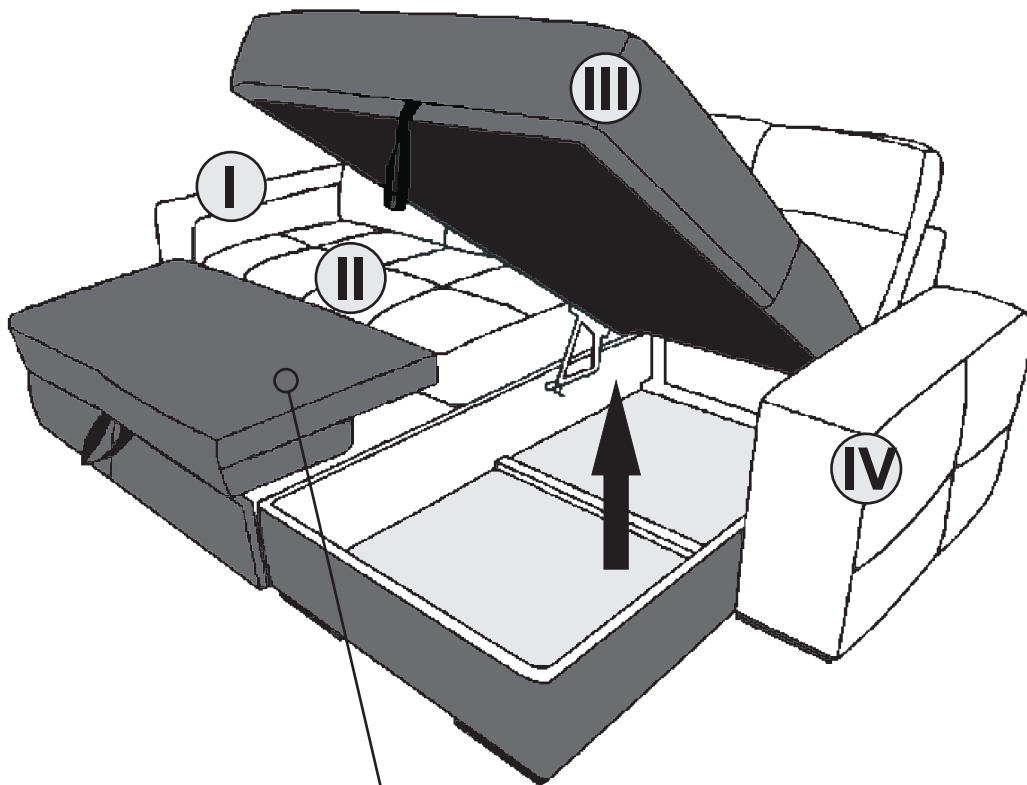
3/4

7

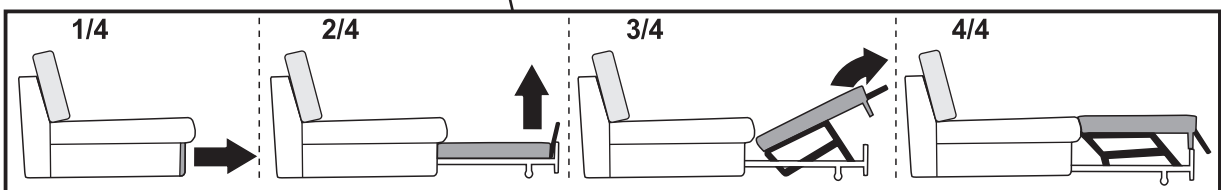


0
10
20

8



30
40
50
60
70
80
90
100
110
120
130
140
150
160
170
180



LE TRI FACILE



BAC DE TRI

20 MIN

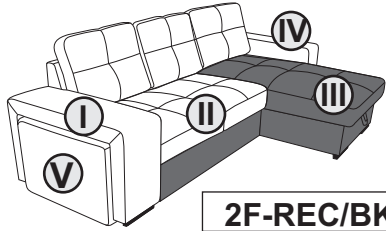
2 X



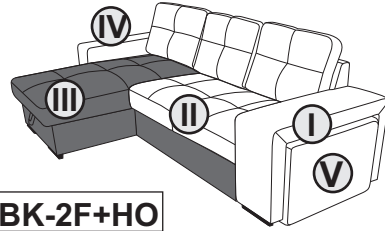
- (D) AUFBAUANLEITUNG
- (NL) HANDLEIDING VOOR DE MONTAGE
- (TR) MONTAJ TALIMATI
- (RO) INSTRUCIUNI DE ASAMBLARE
- (F) INSTRUCTION D'ASSEMBLAGE
- (CZ) POKYNY K MONTÁŽI
- (BG) ИНСТРУКЦИИ ЗА МОНТАЖ
- (HR) UPUTSTVA ZA MONTAŽU

- (GB) ASSEMBLY INSTRUCTIONS
- (PL) INSTRUKCJA MONTAŻU
- (RU) Инструкция по монтажу
- (I) PROCEDURA DI ASSEMBLAGGIO
- (SK) POKYNY K MONTÁŽI
- (HU) ÖSSZESZERELÉSI ÚTMUTATÓ
- (SLO) NAVODILA ZA MONTAŽO
- (S) MONTERINGSANVISNING
- (LT) DIEGIMO INSTRUKCIJOS
- (E) INSTRUCCIONES DE MONTAJE

MODEL "MM 297 MATTINA"



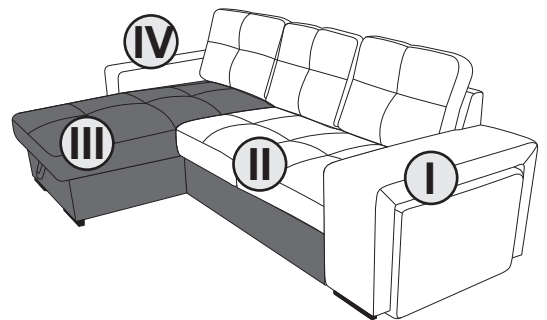
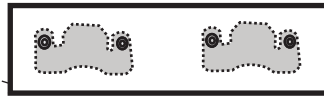
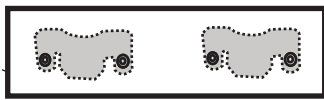
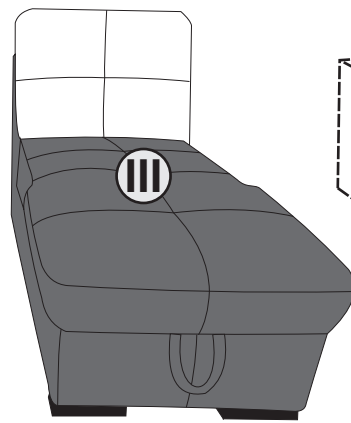
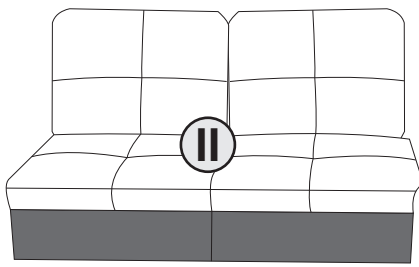
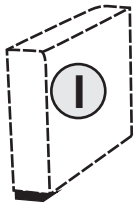
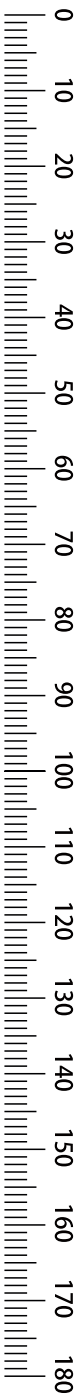
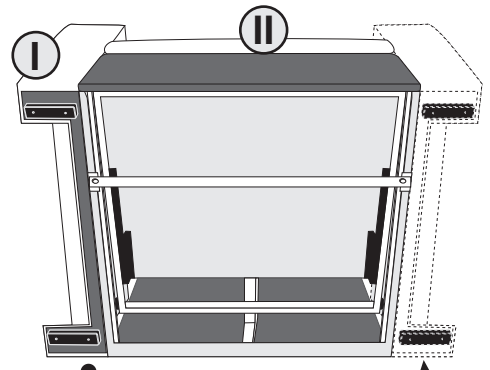
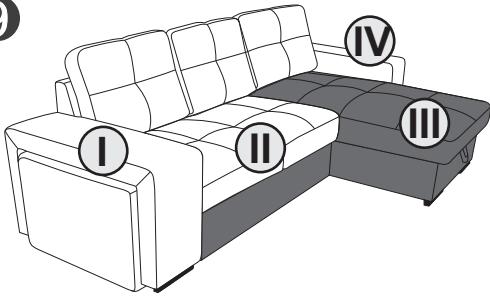
2F-REC/BK+HO



REC/BK-2F+HO

4/4

9



LE TRI FACILE



BAC DE TRI

20 MIN

2 X




- (D) AUFBAUANLEITUNG
- (NL) HANDLEIDING VOOR DE MONTAGE
- (TR) MONTAJ TALIMATI
- (RO) INSTRUCȚIUNI DE ASAMBLARE
- (F) INSTRUCTION D'ASSEMBLAGE
- (CZ) POKYNY K MONTÁŽI
- (BG) ИНСТРУКЦИИ ЗА МОНТАЖ
- (HR) UPUTSTVA ZA MONTAŽU


- (GB) ASSEMBLY INSTRUCTIONS
- (PL) INSTRUKCJA MONTAŻU
- (RU) Инструкция по монтажу
- (I) PROCEDURA DI ASSEMBLAGGIO
- (SK) POKYNY K MONTÁŽI
- (HU) ÖSSZESZERELÉSI ÚTMUTATÓ
- (SLO) NAVODILA ZA MONTAŽO
- (S) MONTERINGSANVISNING
- (LT) DIEGIMO INSTRUKCIJOS
- (E) INSTRUCCIONES DE MONTAJE

MODEL

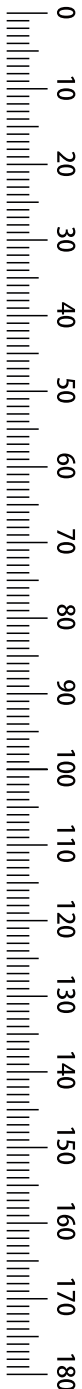

"MM 297 MATTINA"



2F-REC/BK+HO



REC/BK-2F+HO



Le produit destiné à un usage domestique.

Après assemblage de ce produit, il est conseillé d'aé régulièrement la pièce pendant quelques jours.
Risque de pincement lors de la fermeture du coffre.

The product is intended for domestic use.

After assembling this product, it is advisable to ventilate the room regularly for a few days!
Risk of being pinched when closing the box.



LE TRI
+ FACILE

