52P1

Montageanweisung / Installation instructions / Instruction de montage /Istruzioni di montaggio montagehandleiding / Instrukja montazù / Montaj talimatlar / Osszeszelési utmutatòt / Nàvod k montàžì / Nàvod na montaž / Instructiune de montaj / Инструкция по монтажу / Montaj talimatina / Monteringsanvisningar Upute za montažu / Instrucciones de Montaje / Navodila za montažo

ENJOY

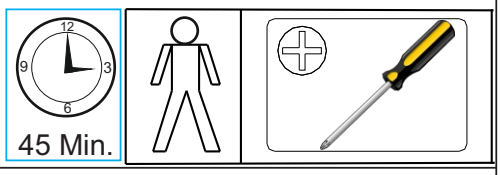

D Bitte lesen Sie diese Montageanleitung gut durch, da wir für Fehler, die durch falsche Montage entstehen, keine Haftung übernehmen!

GB Please read these installation instructions through carefully as we cannot accept any liability for faults occurring as a result of incorrect installation!

CZ Přečtěte si prosim pozorně tento návod k montáži, aby jste předešli chybám vzniklých špatnou monzáži, za které neručime!

F Veuillez lire attentivement cette notice de montage, car nous déclinons toute responsabilité en cas d'erreurs découlant d'un montage erroné !

I Prego leggere attentamente le istruzioni per il montaggio, poiché decliniamo qualsiasi responsabilità per difetti derivanti da un montaggio errato

S Läs monteringsanvisningarna noggrant. Vi avsäger oss allt ansvar för defekter som uppstår p.g.a. felaktig montering.

HR Pažljivo pročitajte upute za montažu, jer otklanjamo svaku odgovornost za pogreške nastale uslijed pogrešne montaže.

SLO Prosimo, da pozorno preberete navodila za montažo, saj zavračamo vsakršno odgovornost za napake, ki bi nastale zaradi napačne montaže.

NL Leest u alstublieft deze montagehandleiding goed door, voor fouten door verkeerde montage zijn wij niet verantwoordelijk.

PL Prosze uwaznie zapoznac sie z instrukcja montazu, poniewaz nie ponosimy odpowiedzialnosci za niewlasciwy montaz.

HU Kérjük, olvassa el figyelmesen ezt az összeszerelési útmutatót, mert a helytelen összeszerelésböl a dódó hibákért nem vállalunk felelösséget!

SK Prosíme, dobre preèítajte si tento návod na montáž, pretože nepreberáme žiadne ruèenie za chyby, ktoré vzniknú na základe chybnej montáže!

RO Vă rugăm să cititi cu atentie aceste instructiuni de montaj deoarece nu preluăm garantia pentru defecte ce apar datoritä unui montaj incorect!

RUS Пожалуйста, внимательно ознакомьтесь с данной инструкцией по монтажу, поскольку мы не несем ответственности за ошибки, причиной которых является неправильный монтаж.

TU **Ilkonce kullanma klavuzunu iyi okkuyun, yalnis montaj yapasaniz bunun sorumlusu biz degiliz.**

E Se ruega leer con atención las instrucciones de montaje debido a que declinamos cualquier responsabilidad por defectos derivados de un montaje erróneo

Total Kollis 2 Stuecke
Total colli 2pieces
Numero total des colis:2
Colli totali 2
Totaal 2 colli's
Razem sztuk 2
Toplam parçalar 2
Celkem balìčky 2
Teljes csomag 2
Celkom balìčky 2
количество Всего 2
Total colete 2
Totalt antal kollin 2
Ukupno koleta 2
Bultos Totales 2
Skupno število paketov 2

SERVICEKARTE-SPAREPARTS LIST-CARTE SERVICE-SCHEDA DI SERVIZIO
SERVICEKAART-SERVISNI KARTA-HIZMET KARTI- обслуживание карт

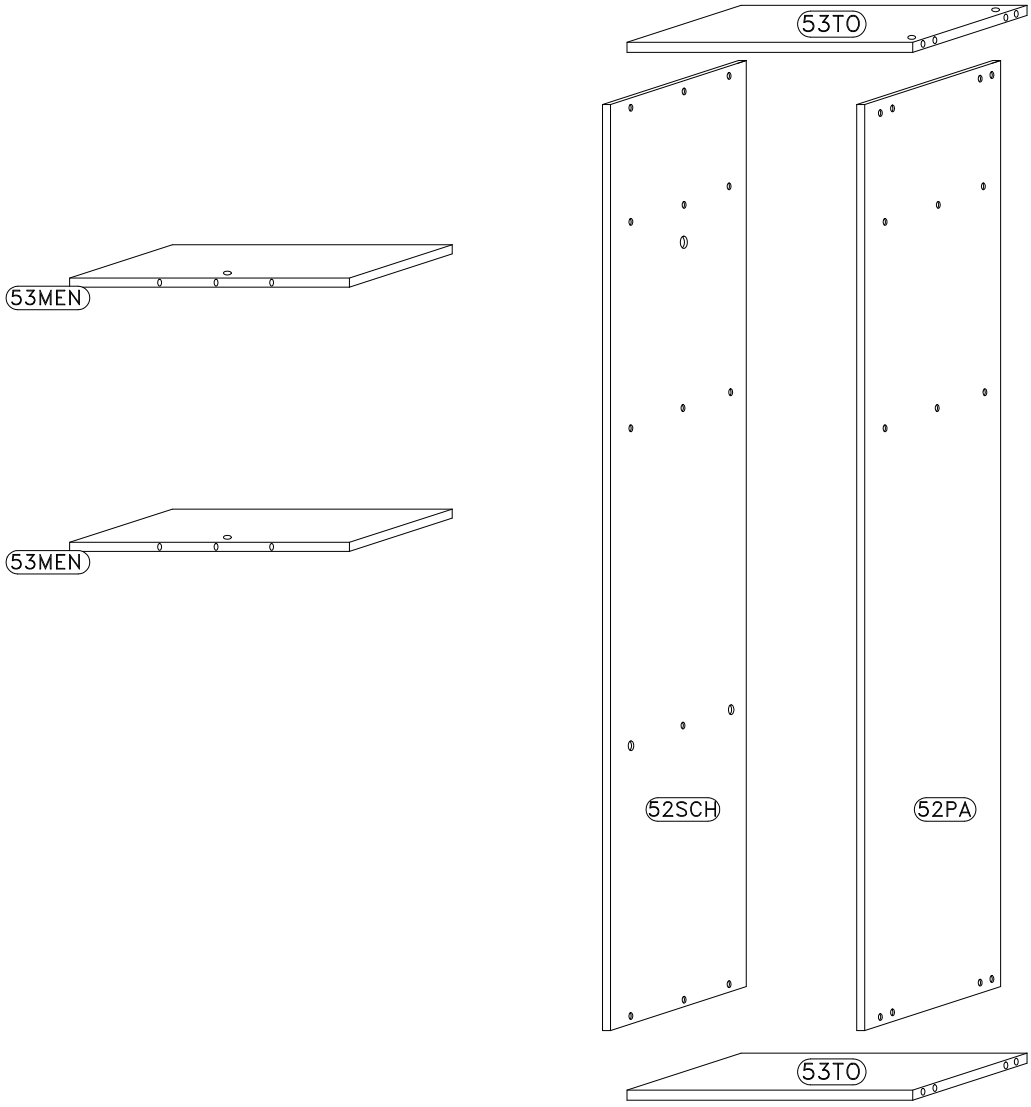

B	8x30 mm.	x8	L450	4,5x50 mm. x1	F20 x4
C8	ø15 x 14 mm	x6	P20	Ø 20 mm. x3	P40 x1
D		x6	P16	x3	E 7x60 mm. x12

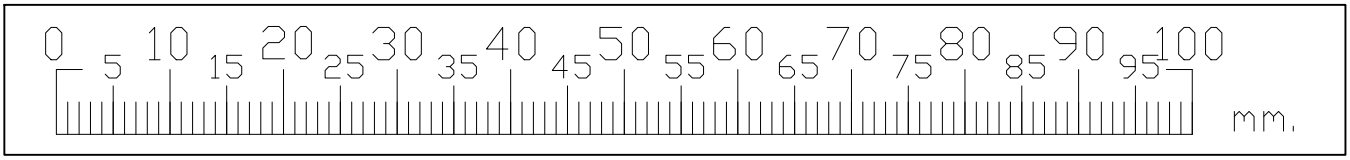

1

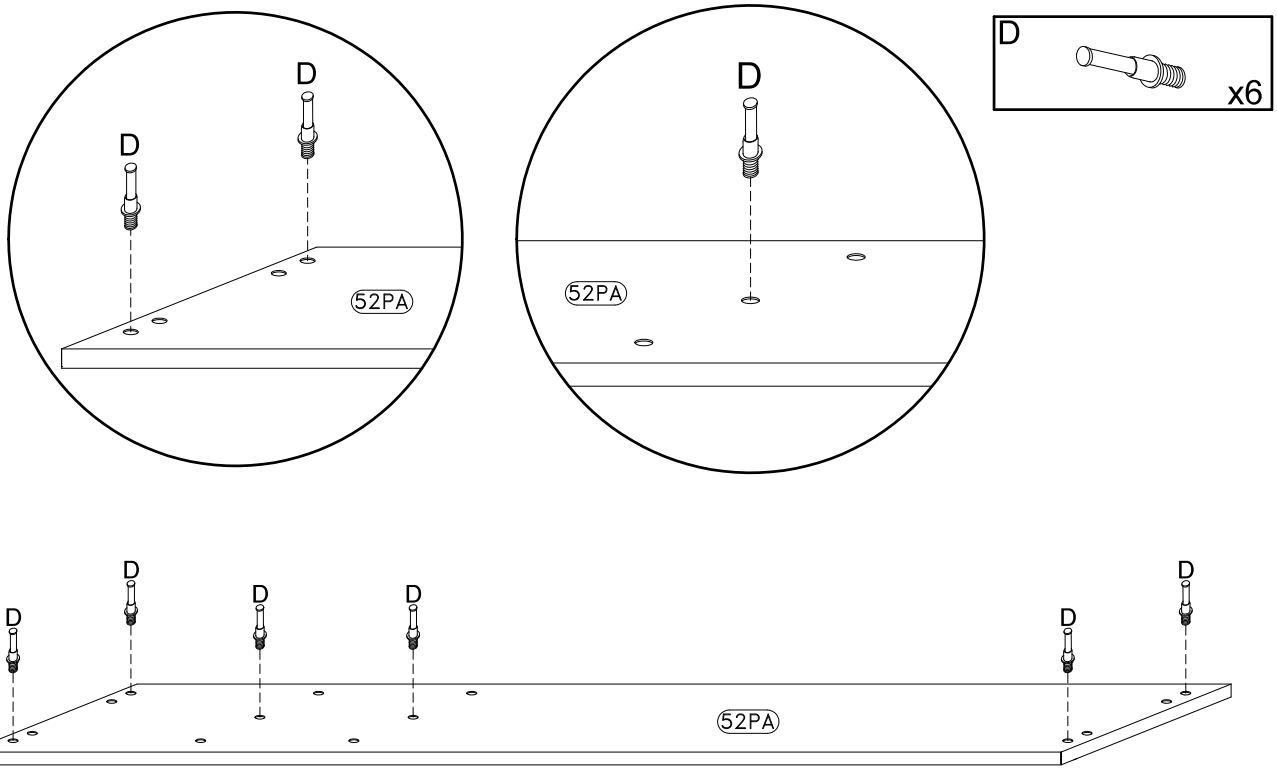
D
x6
D
D
52PA
D
52PA
D
D
D
D
D
D
52PA

2

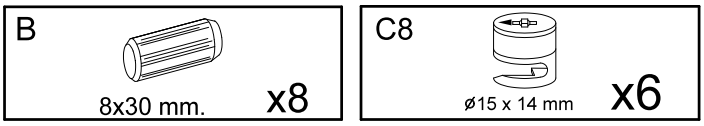
B
8x30 mm.
x8
C8
ø15 x 14 mm
x6

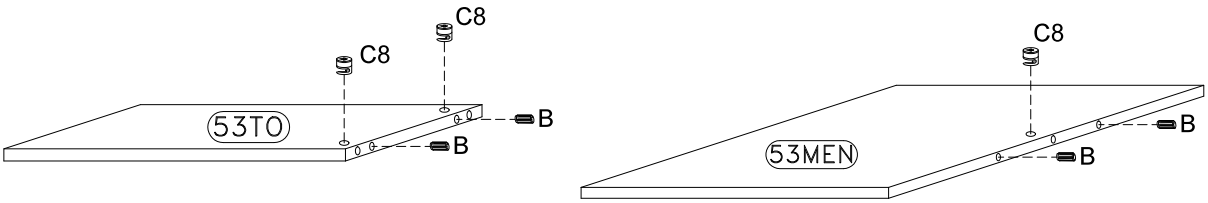
C8
C8
53TO
B
B
C8
53MEN
B
B

x2 x2

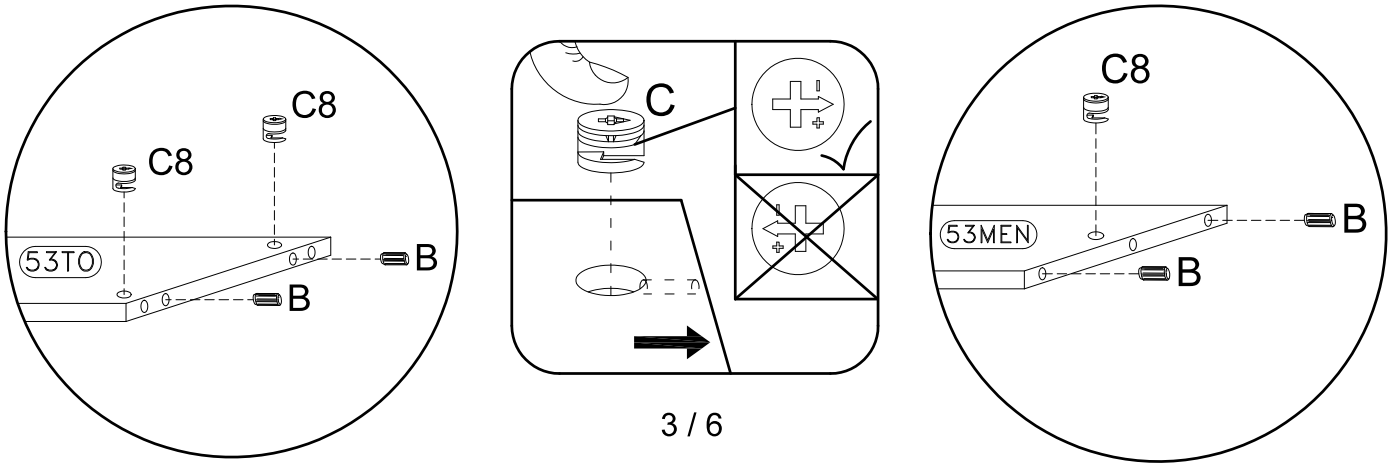
C8
C8
53TO
B
B
C
C8
53MEN
B
B

3

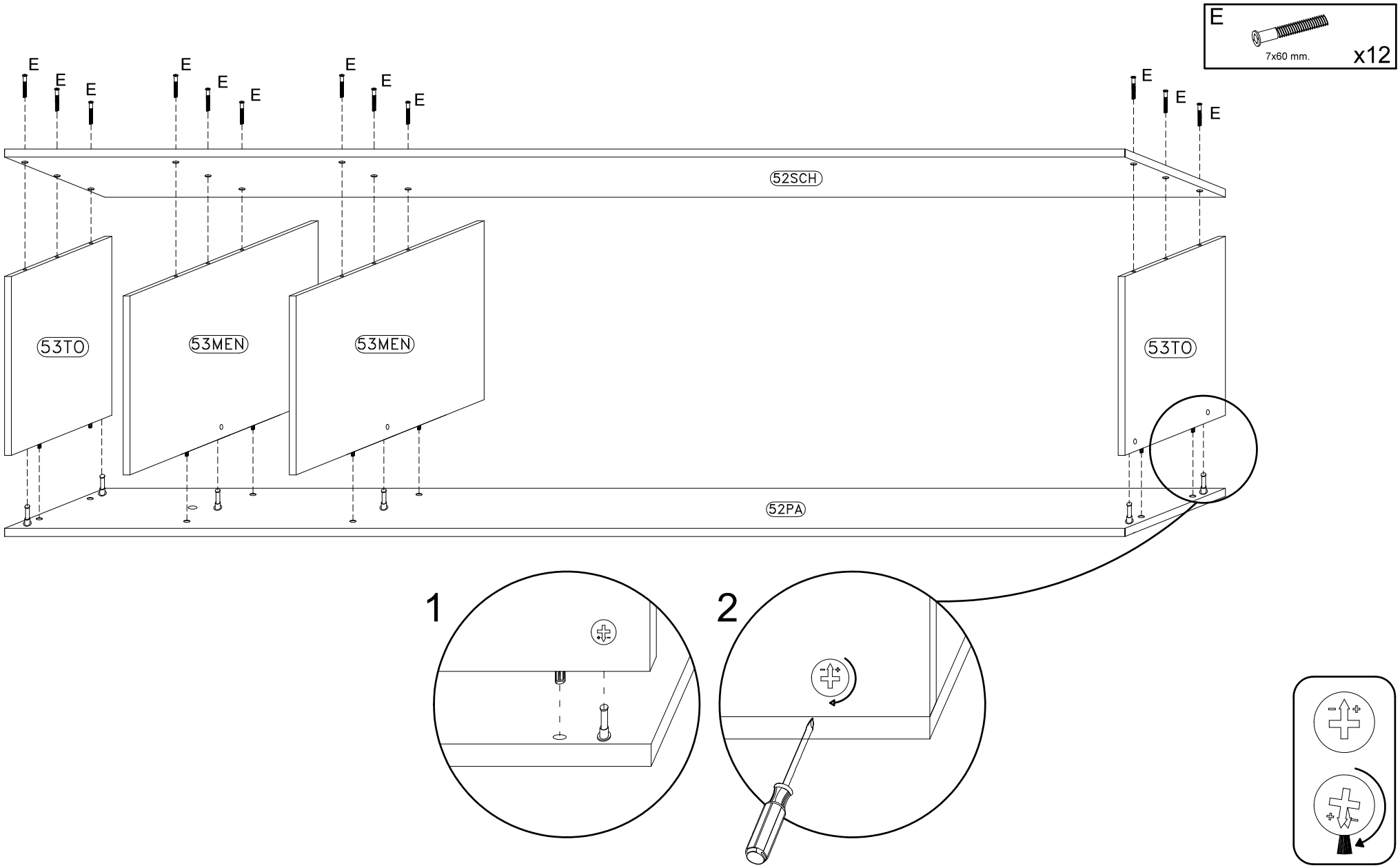

4

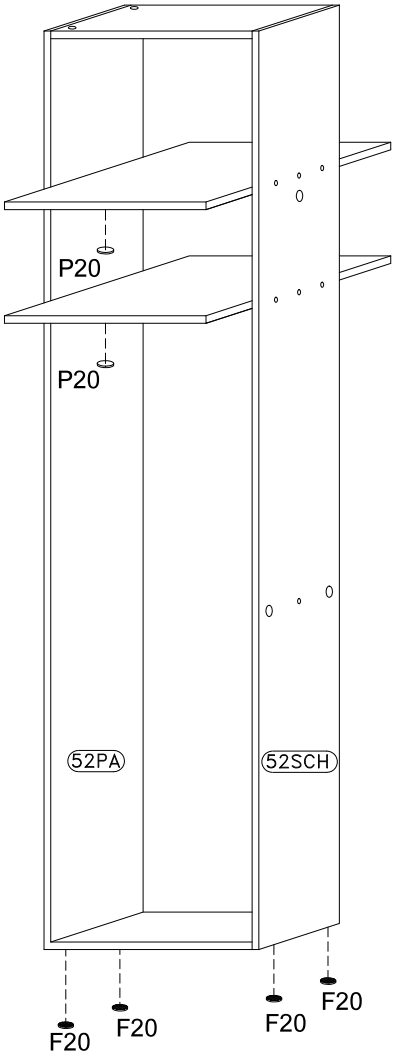

F20 x4

P20 Ø20 mm. x2

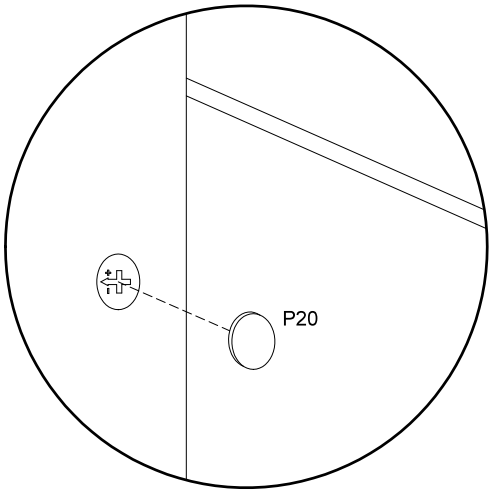

5

L450 4,5x50 mm. x1

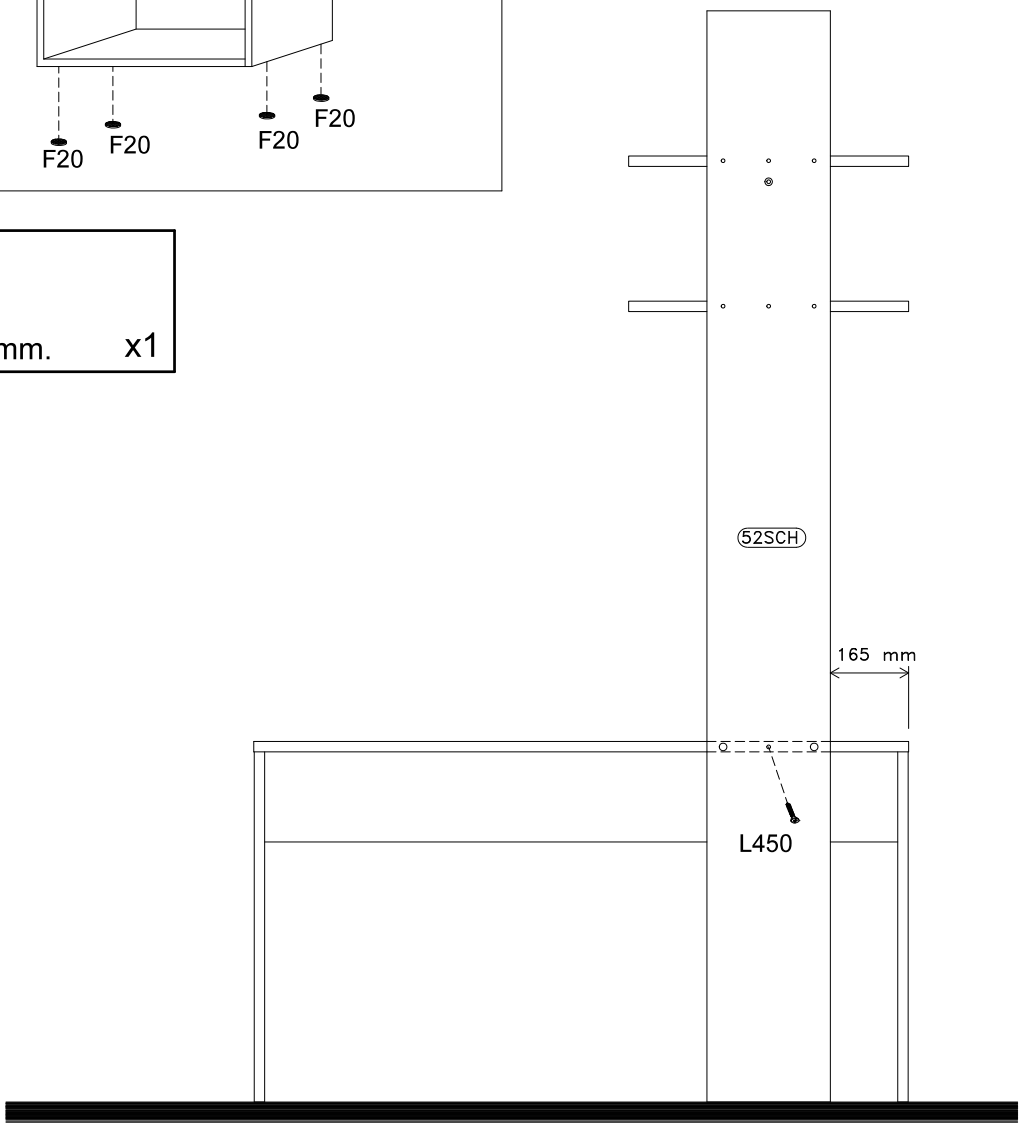

6

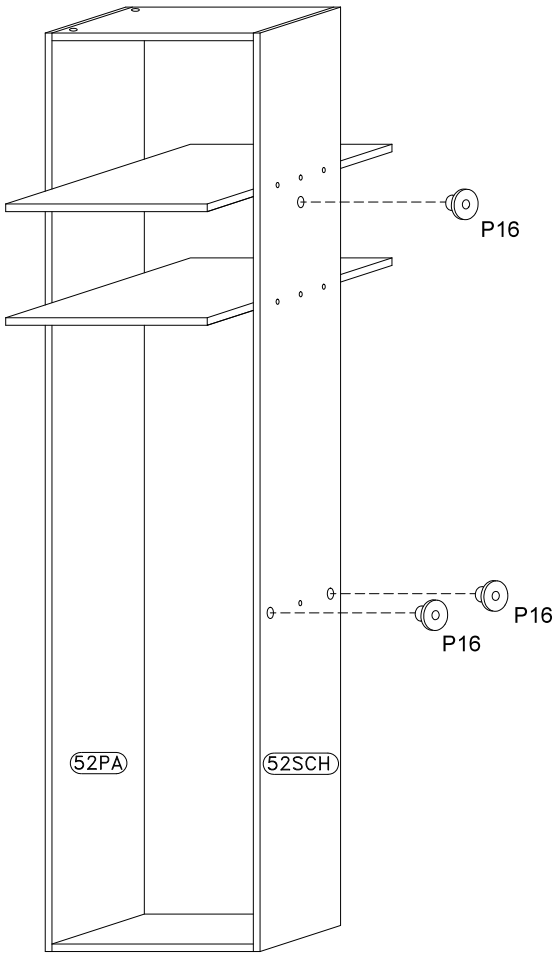
P16
P16
P16
52PA
52SCH

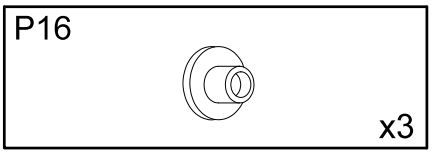
P16
x3

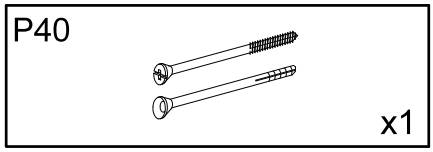
P40
x1

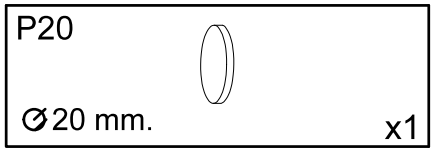
P20
Ø20 mm.
x1

7

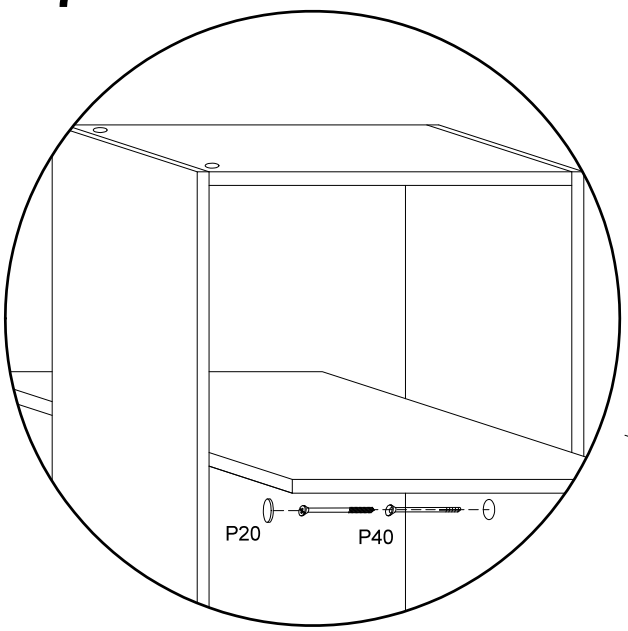
P20
P40

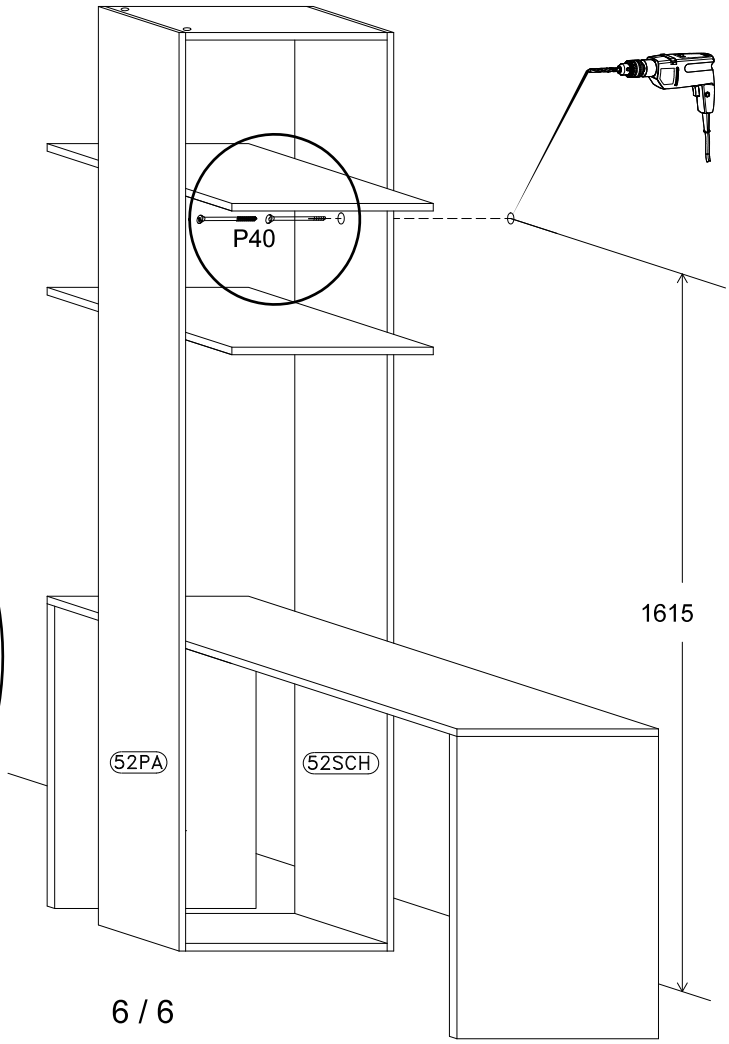
P40
1615
52PA
52SCH

-90 -900 -1380

Montageanweisung / Installation instructions / Instruction de montage /Istruzioni di montaggio montagehandleiding / Instrukja montazù / Montaj talimatlar / Osszeszelési utmutatòt / Nàvod k montážì / Nàvod na montaž / Instructiune de montaj / Инструкция по монтажу / Montaj talimatina / Monteringsanvisningar Upute za montažu / Instrucciones de Montaje / Navodila za montažo

SMART/ENJOY

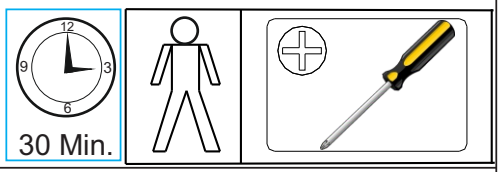

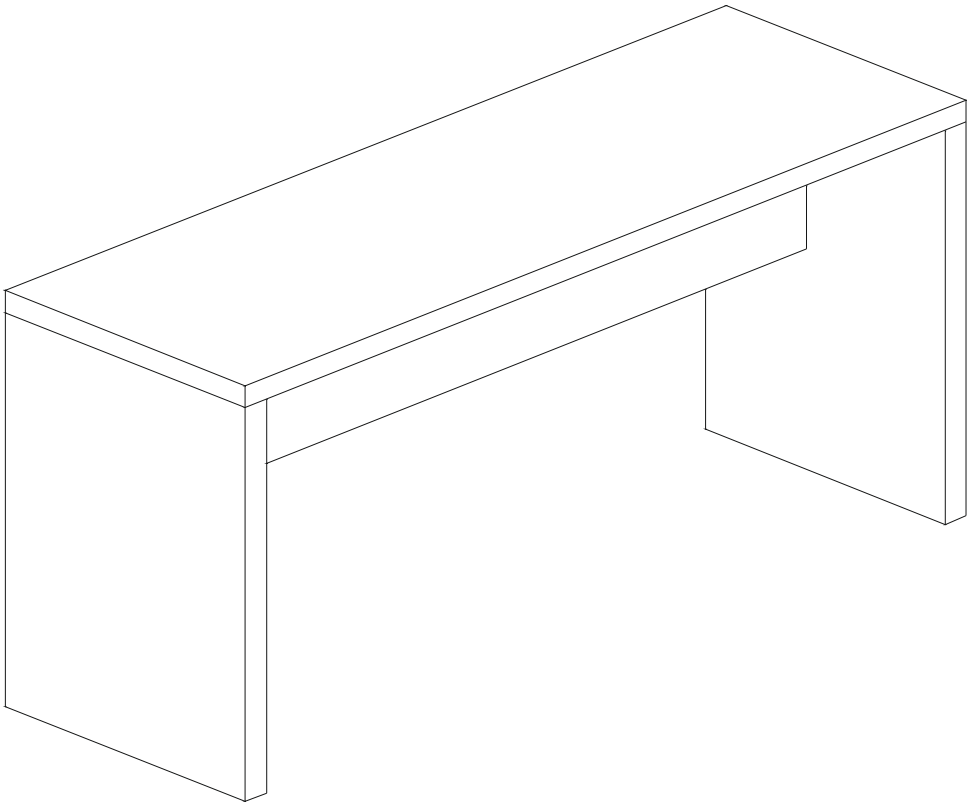

D Bitte lesen Sie diese Montageanleitung gut durch, da wir für Fehler, die durch falsche Montage entstehen, keine Haftung übernehmen!

GB Please read these installation instructions through carefully as we cannot accept any liability for faults occurring as a result of incorrect installation!

CZ Přečtěte si prosim pozorně tento návod k montáži, aby jste předešli chybám vzniklých špatnou monzáži, za kterě neručime!

F Veuillez lire attentivement cette notice de montage, car nous déclinons toute responsabilité en cas d'erreurs découlant d'un montage erroné !

I Prego leggere attentamente le istruzioni per il montaggio, poiché decliniamo qualsiasi responsabilità per difetti derivanti da un montaggio errato

S Läs monteringsanvisningarna noggrant. Vi avsäger oss allt ansvar för defekter som uppstår p.g.a. felaktig montering.

HR Pažljivo pročitajte upute za montažu, jer otklanjamo svaku odgovornost za pogreške nastale uslijed pogrešne montaže.

SLO Prosimo, da pozorno preberete navodila za montažo, saj zavračamo vsakršno odgovornost za napake, ki bi nastale zaradi napačne montaže.

NL Leest u alstublieft deze montagehandleiding goed door, voor fouten door verkeerde montage zijn wij niet verantwoordelijk.

PL Prosze uwaznie zapoznac sie z instrukcja montazu, poniewaz nie ponosimy odpowiedzialnosci za niewlasciwy montaz.

HU Kérjük, olvassa el figyelmesen ezt az összeszerelési útmutatót, mert a helytelen összeszerelésböl a dódó hibákért nem vállalunk felelösséget!

SK Prosíme, dobre preèítajte si tento návod na montáž, pretože nepreberáme žiadne ruèenie za chyby, ktoré vzniknú na základe chybnej montáže!

RO Vă rugăm să cititi cu atentie aceste instructiuni de montaj deoarece nu preluăm garantia pentru defecte ce apar datoritä unui montaj incorect!

RUS Пожалуйста, внимательно ознакомьтесь с данной инструкцией по монтажу, поскольку мы не несем ответственности за ошибки, причиной которых является неправильный монтаж.

TU **Ilkonce kullanma klavuzunu iyi okkuyun, yalnis montaj yapasaniz bunun sorumlusu biz degiliz.**

E Se ruega leer con atención las instrucciones de montaje debido a que declinamos cualquier responsabilidad por defectos derivados de un montaje erróneo

Total Kollis 1 Stuecke
Total colli 1 pieces
Numero total des colis:1
Colli totali 1
Totaal 1 colli's
Razem sztuk 1
Toplam parçalar 1
Celkem balìčky 1
Teljes csomag 1
Celkom balìčky 1
количество Всего 1
Total colete 1
Totalt antal kollin 1
Ukupno koleta 1
Bultos Totales 1
Skupno število paketov 1

SERVICEKARTE-FORMULAIRE DEMANDES SAV-SPAREPARTS LIST-SCHEDA DI SERVIZIO

BESCHLAEGE - QUINCALLERIE - HARDWARE - FERRAMENTA

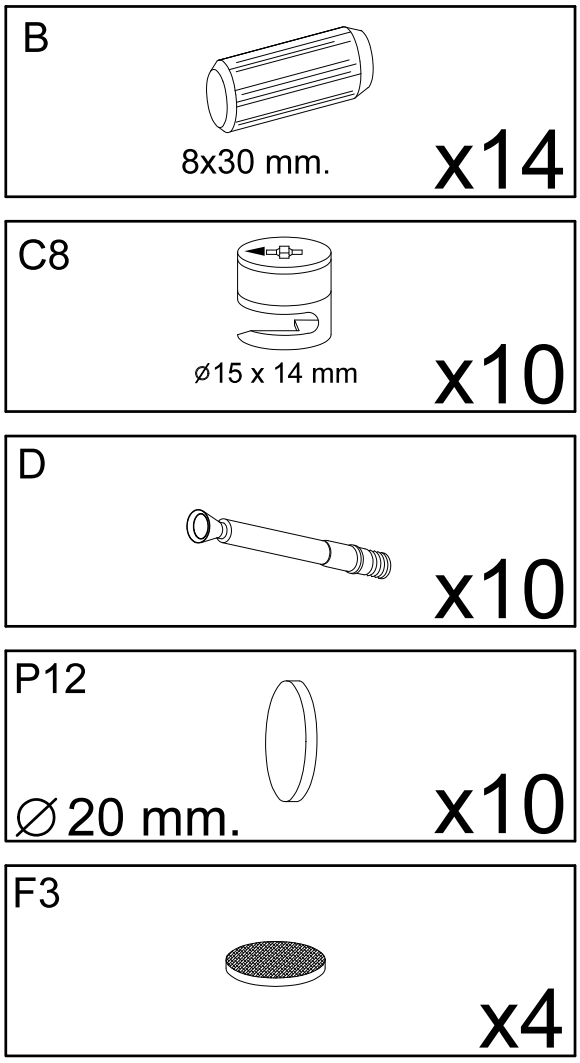

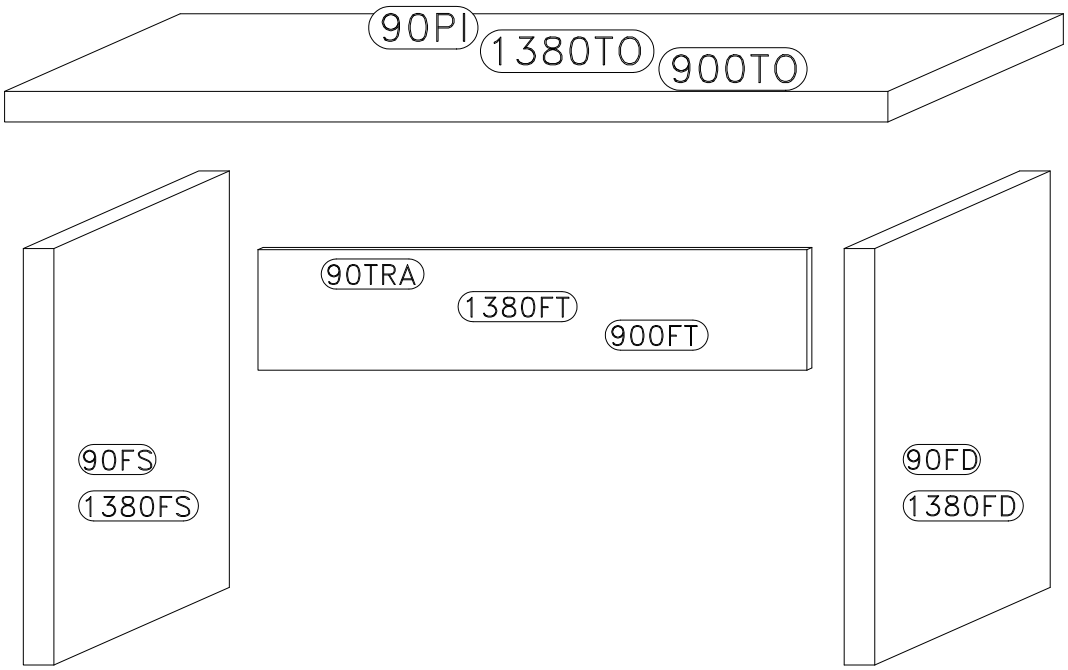

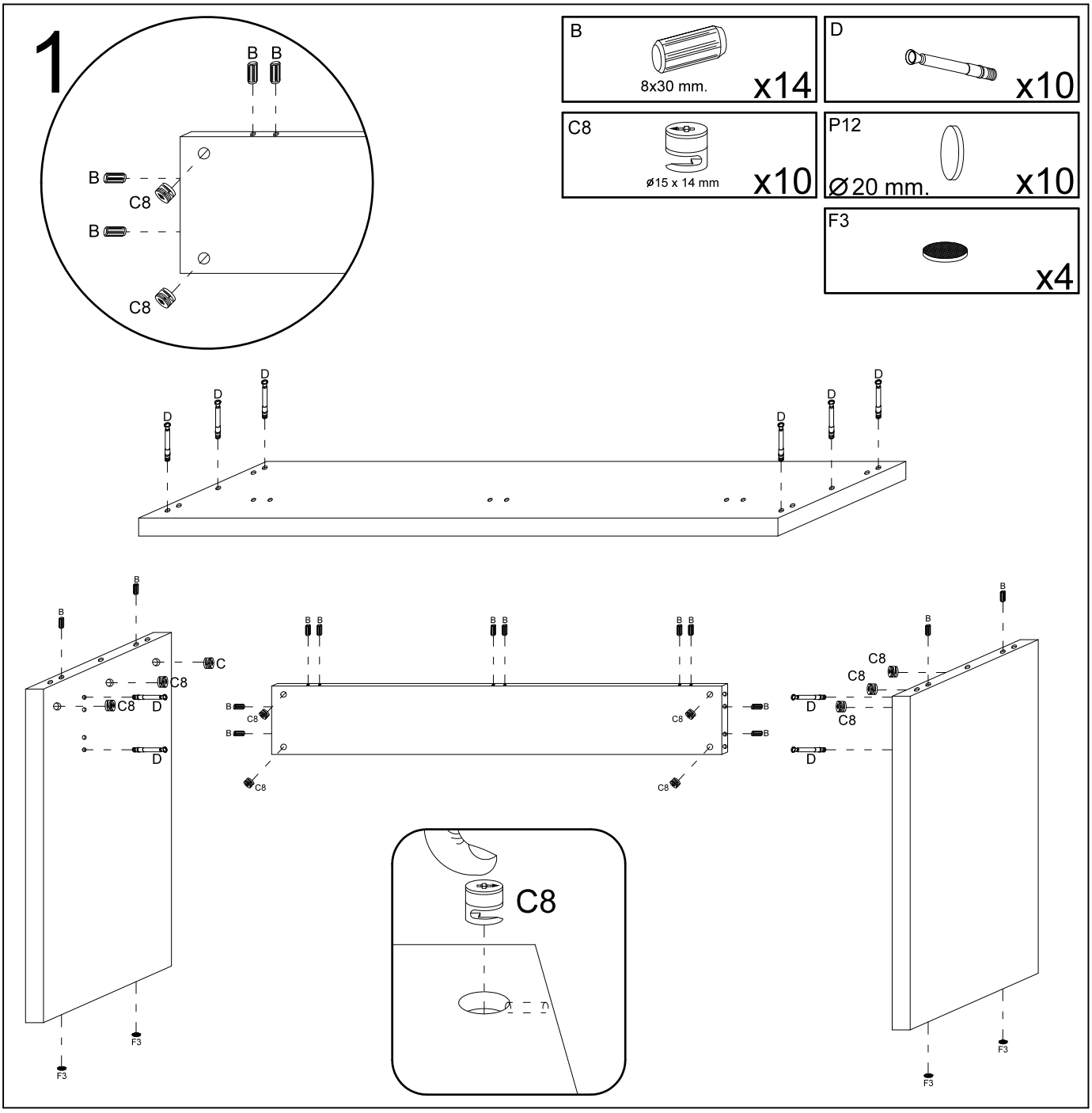
1
B
8x30 mm.
x14
D
x10
C8
ø15 x 14 mm
x10
P12
Ø20 mm.
x10
F3
x4
B
C8
C
D
F3
C8

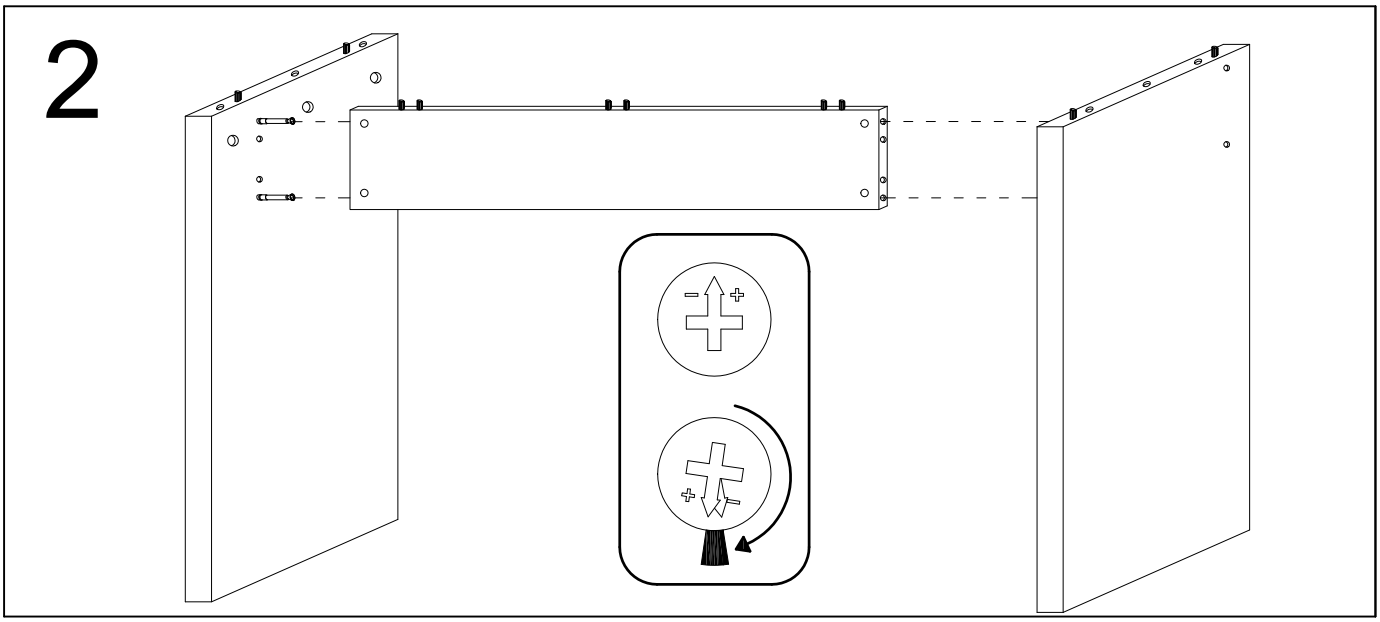
2

3

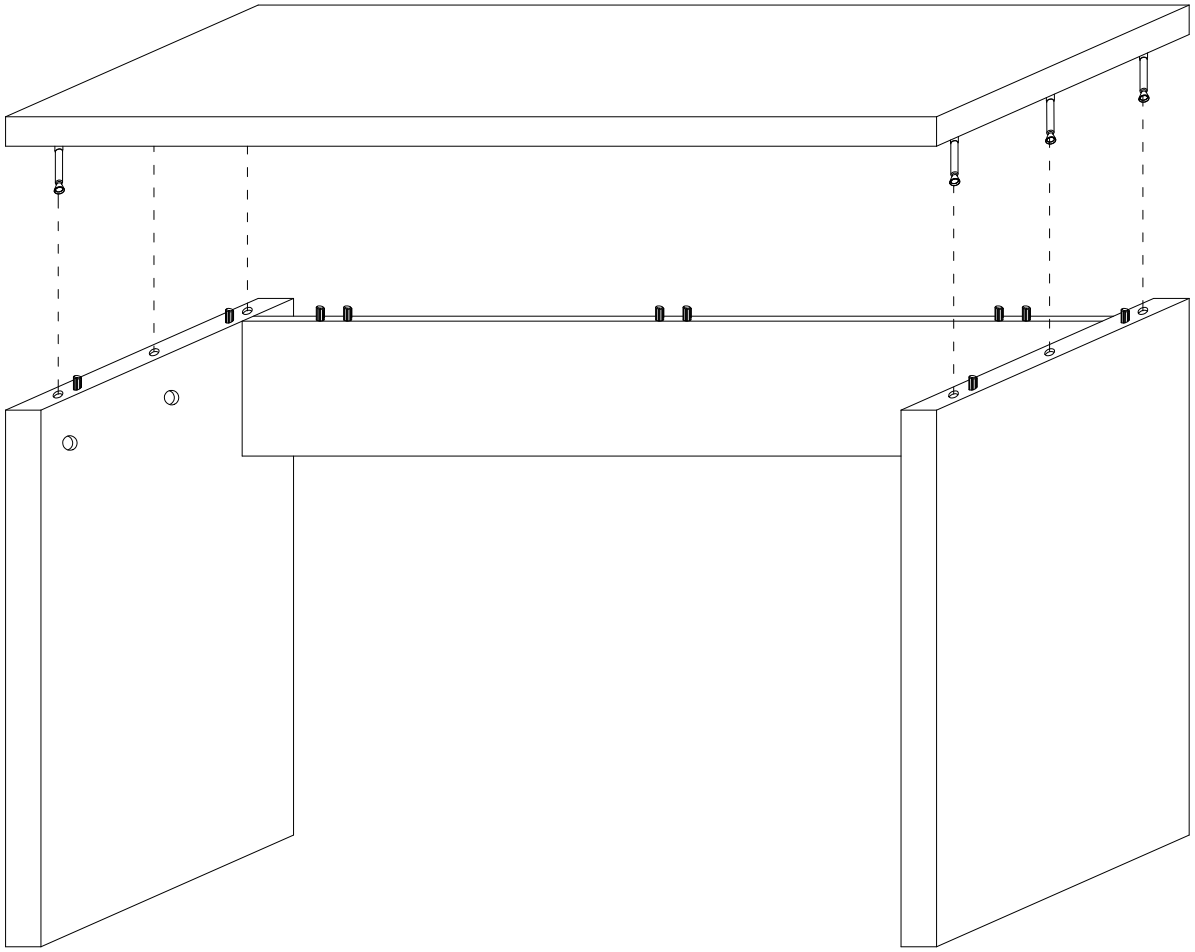

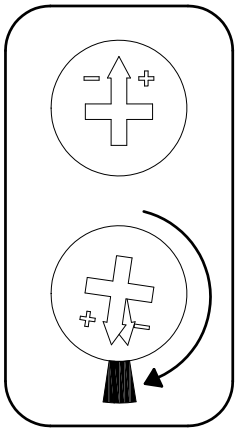

-312 -311 -313

Montageanweisung / Installation instructions / Instruction de montage /Istruzioni di montaggio montagehandleiding / Instrukja montazù / Montaj talimatlar / Osszeszelési utmutatòt / Nàvod k montàžì / Nàvod na montaž / Instructiune de montaj / Инструкция по монтажу / Montaj talimatina / Monteringsanvisningar Upute za montažu / Instrucciones de Montaje / Navodila za montažo

CUBE/ENJOY

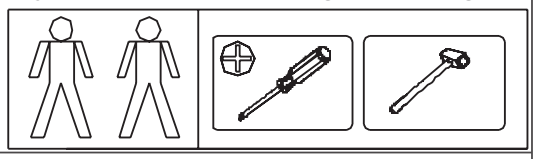

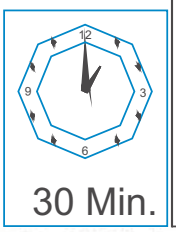

Total Kollis 1 Stuecke
Total colli 1 pieces
Numero total des colis:1
Colli totali 1
Totaal 1 colli's
Razem sztuk 1
Toplam parçalar 1
Celkem balìčky 1
Teljes csomag 1
Celkom balìčky 1
количество Всего 1
Total colete 1
Totalt antal kollin 1
Ukupno koleta 1
Bultos Totales 1
Skupno število paketov 1

D Bitte lesen Sie diese Montageanleitung gut durch, da wir für Fehler, die durch falsche Montage entstehen, keine Haftung übernehmen!

GB Please read these installation instructions through carefully as we cannot accept any liability for faults occurring as a result of incorrect installation!

CZ Přečtěte si prosim pozorně tento návod k montáži, aby jste předešli chybám vzniklých špatnou monzáži, za kterě neručime!

F Veuillez lire attentivement cette notice de montage, car nous déclinons toute responsabilité en cas d'erreurs découlant d'un montage erroné !

I Prego leggere attentamente le istruzioni per il montaggio, poiché decliniamo qualsiasi responsabilità per difetti derivanti da un montaggio errato

S Läs monteringsanvisningarna noggrant. Vi avsäger oss allt ansvar för defekter som uppstår p.g.a. felaktig montering.

HR Pažljivo pročitajte upute za montažu, jer otklanjamo svaku odgovornost za pogreške nastale uslijed pogrešne montaže.

SLO Prosimo, da pozorno preberete navodila za montažo, saj zavračamo vsakršno odgovornost za napake, ki bi nastale zaradi napačne montaže.

NL Leest u alstublieft deze montagehandleiding goed door, voor fouten door verkeerde montage zijn wij niet verantwoordelijk.

PL Prosze uwaznie zapoznac sie z instrukcja montazu, poniewaz nie ponosimy odpowiedzialnosci za niewlasciwy montaz.

HU Kérjük, olvassa el figyelmesen ezt az összeszerelési útmutatót, mert a helytelen összeszerelésböl a dódó hibákért nem vállalunk felelösséget!

SK Prosíme, dobre preèítajte si tento návod na montáž, pretože nepreberáme žiadne ruèenie za chyby, ktoré vzniknú na základe chybnej montáže!

RO Vă rugăm să cititi cu atentie aceste instructiuni de montaj deoarece nu preluăm garantia pentru defecte ce apar datoritā unui montaj incorect!

RUS Пожалуйста, внимательно ознакомьтесь с данной инструкцией по монтажу, поскольку мы не несем ответственности за ошибки, причиной которых является неправильный монтаж.

TU **Ilkonce kullanma klavuzunu iyi okkuyun, yalnis montaj yapasaniz bunun sorumlusu biz degiliz.**

E Se ruega leer con atención las instrucciones de montaje debido a que declinamos cualquier responsabilidad por defectos derivados de un montaje erróneo

LC S.p.A
Via del Piano s.n
61030 Isola del Piano (PU)
Italia

ONDERDELEN LYST-SERVICEKARTE-FORMULAIRE DEMANDES SAV-SPAREPARTS LIST-SCHEDA DI SERVIZIO

BESLAG-BESCHLAEGE - QUINCALLERIE - HARDWARE - FERRAMENTA

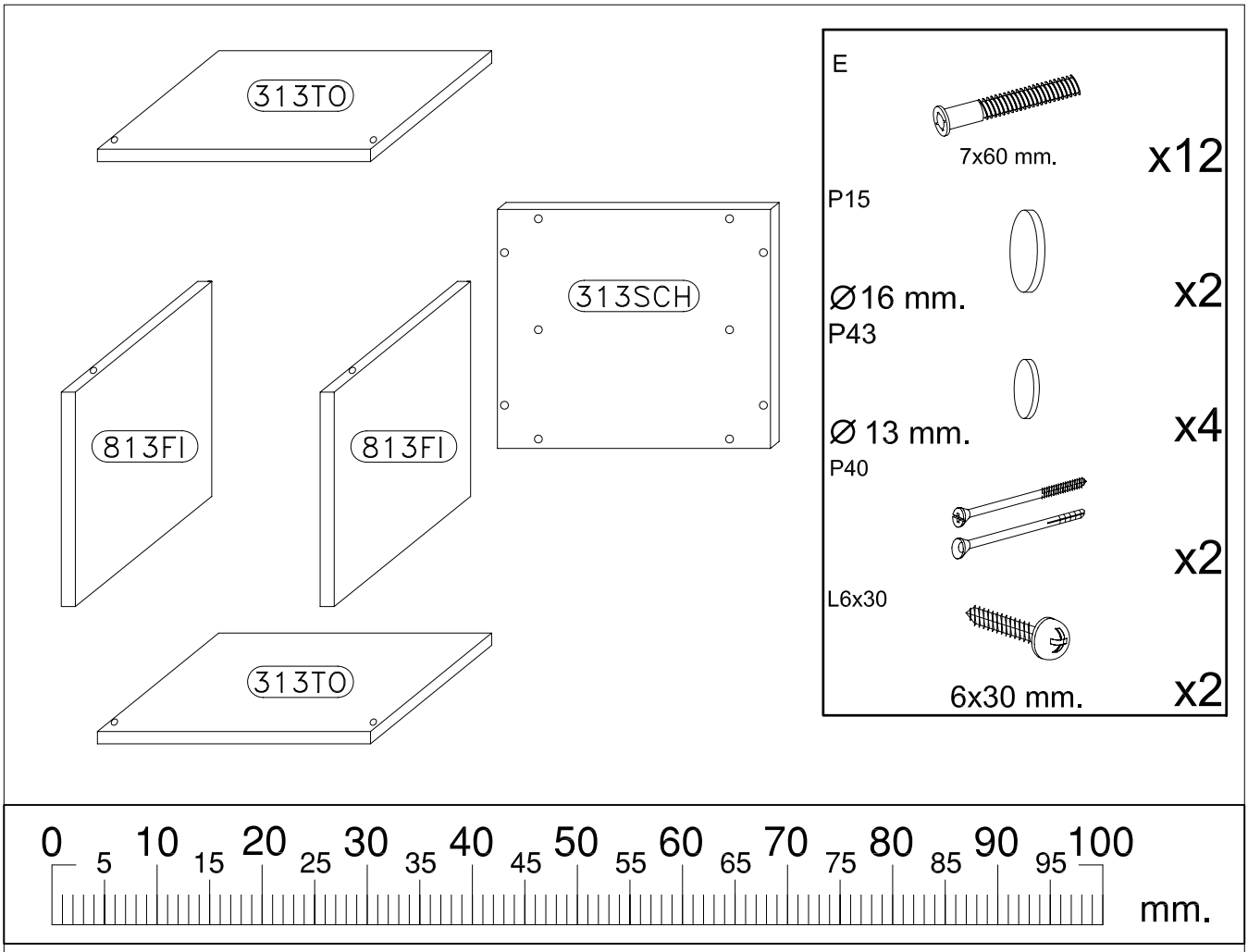

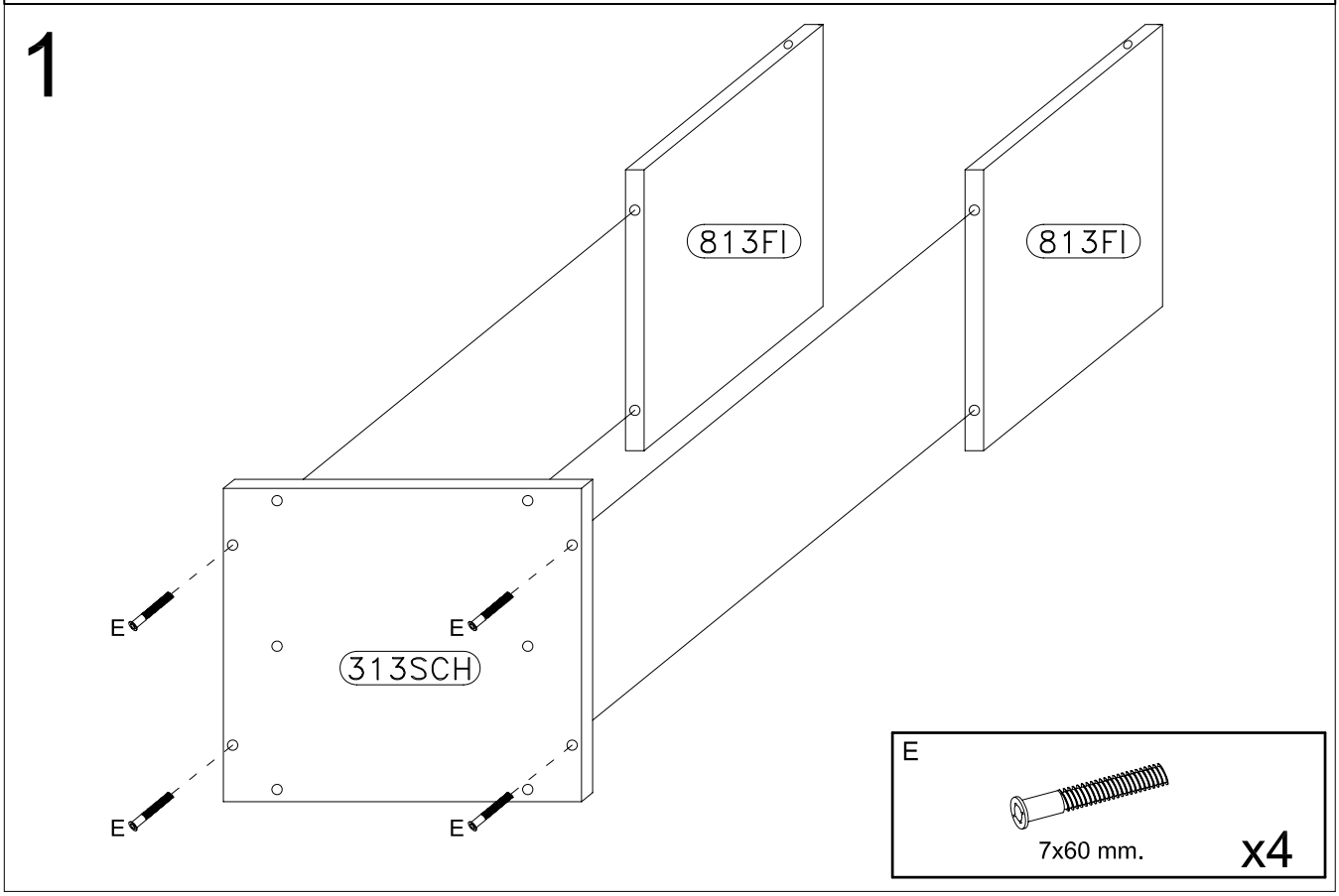

2

E

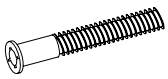

7x60 mm. x4

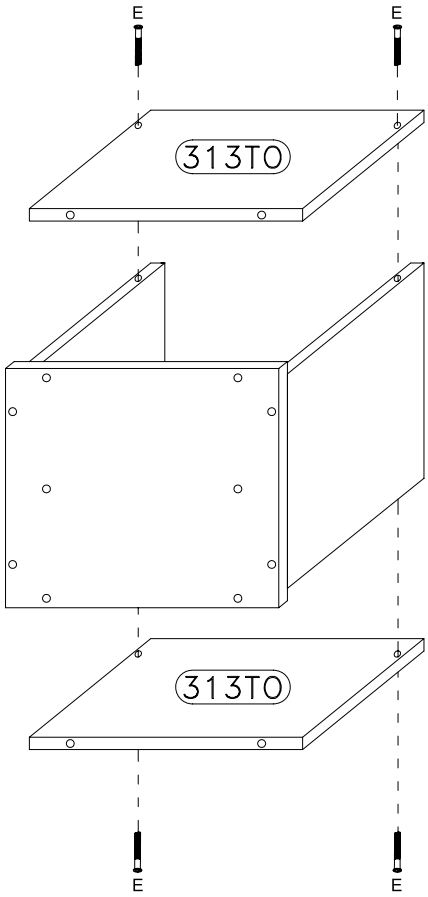

3

E

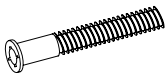

7x60 mm. x4

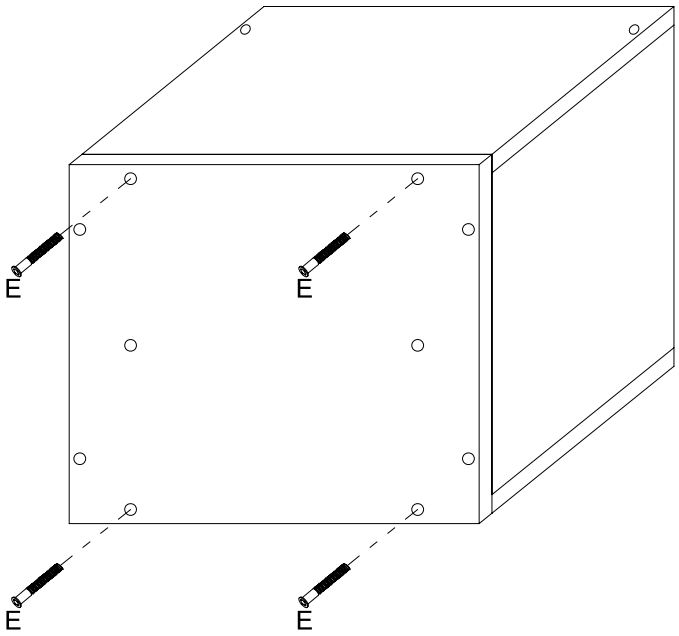

4

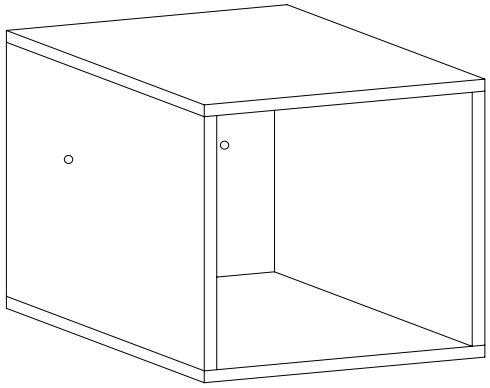

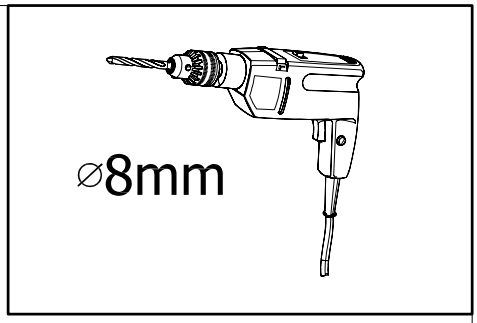

5

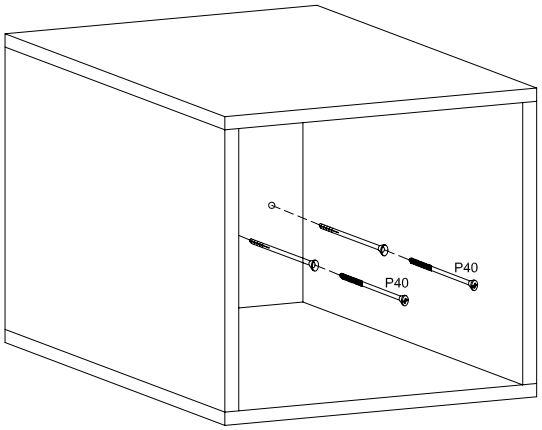

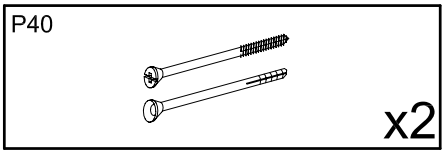

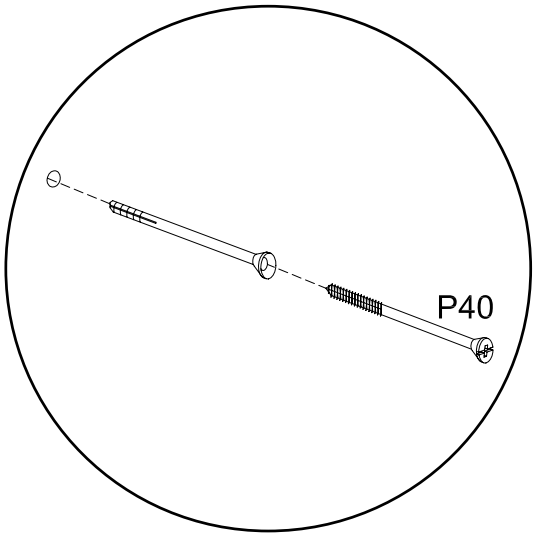

-Cher client,
l'installation des meubles sospendus doit être effectuée par un personnel compétent.
Les fischers sont inclus dans la quincaillerie et sont apte pour un mur de brique pleine ou creuse.

S'assurer de l'adéquation du mur pour support sûr du meuble
-Dear Customer
The assembling of the hanging elements must be done by a competent staff.
The fishers are included in the hardware package and are suitable for a wall of solid or hollow brick.
Ensure the suitability of the wall for a secure support of the hanging element.
-Sehr geehrter Kunde, die Montage der Haengeelemente muss von Fachpersonal ausgefuehrt werden! Die im Beschlagbeutel enthaltenen Fischerduebel sind ausschliesslich fuer massive Steinwaende geeignet! Bitte pruefen Sie die Beschaffenheit der Wand und verwenden Sie dementsprechende Duebel, um einen sicheren Halt der Elemente zu bekommen.
-Gentile Cliente
Il montaggio dei pensili deve essere effettuato da personale competente.
I tasselli sono compresi nella ferramenta e sono indicati per una parete di mattoni pieni o forati.
Assicurarsi l'idoneità della parete per un sostegno sicuro dell'elemento.