

D Montageanleitung

GB Assembly instructions

NL Handleiding voor de montage

PL Instrukcja montażu

HU Szerelési útmutató

RO Instrucțiuni de montaj

FR Notice de montage


IT Istruzioni di montaggio

CZ Montážní návod

SK Návod na montáž

TR Montaj talimatı

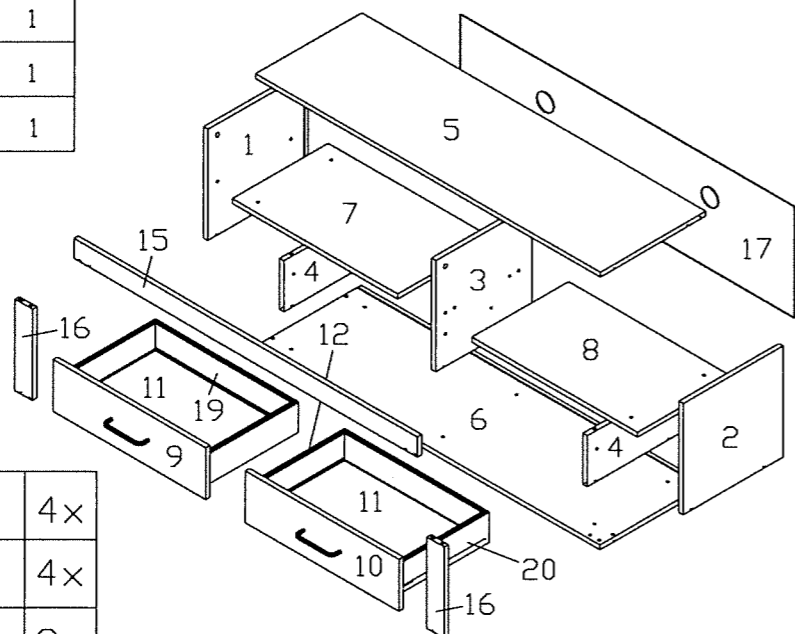
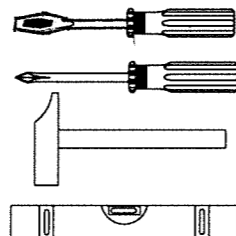
RU Инструкция по монтажу



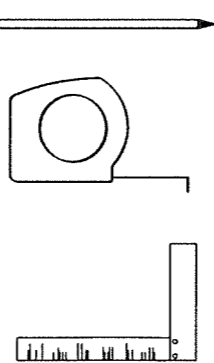

Service • Assistenza • Dienstverlening • Serwis
Servis • Szerviz • Сервисная служба

Name • Nom • Noma • Naam Nazwa • Имя • Назовъ • Név. Делителъ • İsm • Название	Lowboard
Nr. • No. • N° • Номер • C • Sz	7.7552
Typ • Type • Tip • Típus • Tipo Typ	

1. ASL 337x350x15mm	1	11. SKB 490x318x3mm	2
2. ASR 337x350x15mm	1	12. SZL 322x97x12mm	2
3. MS 337x335x15mm	1	13. SZH 479x97x12mm	2
4. MS 154x335x15mm	2	14. SZR 322x97x12mm	2
5. BL 1201x370x15mm	1	15. BLD 1200x61x15mm	1
6. BD 1201x370x15mm	1	16. BLE 276x61x15mm	2
7. ZBL 577x335x15mm	1	17. RW 1181x349x3mm	1
8. ZBR 577x335x15mm	1		
9. SKL 535x157x15mm	1		
10. SKR 535x157x15mm	1		



r9	4x	q10	M4x9	4x	
c	6,3x11	8x	s6	4x27	4x
e11	24,3	14x	t1	3,5x15	8x
f1		14x	t6	3,5x30	12x
f8	Auszug 246	4x	v		2x
l		14x	x8	Fuß 58x40	6x
l1		4x	y4		2x
n	8x30mm	24x	z		15x



Vorderkante !

30' min

9+10

1mm

1mm

c	6,3x11	8x
e11	24,3	14x
f8	Auszug 246	4x
n	8x30mm	24x
r9		4x
s6	4x27	4x
t1	3,5x15	4x
v		2x
y4	Leim	1x

