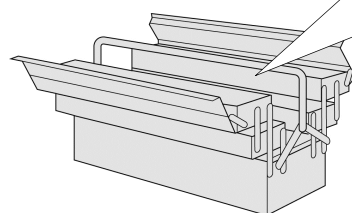
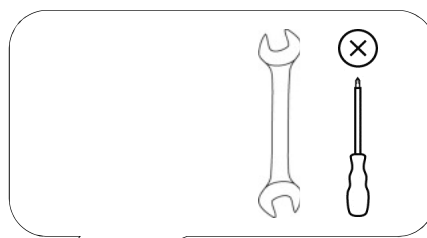


Cecina

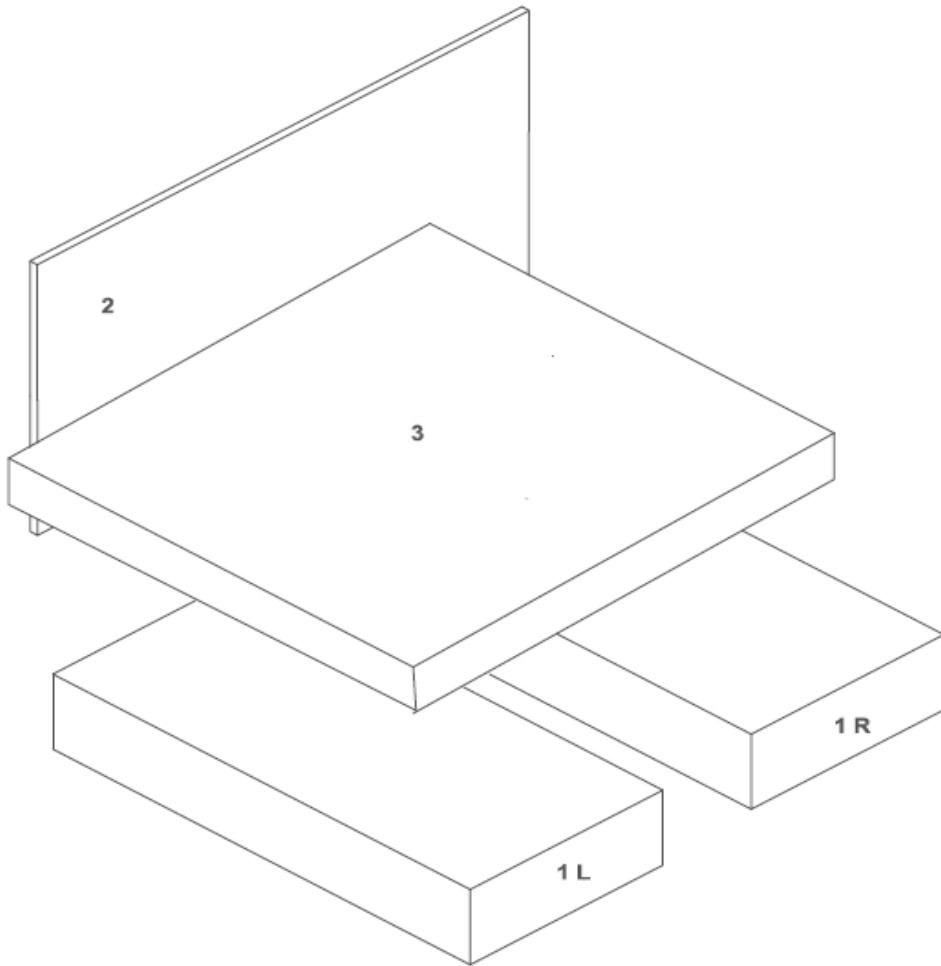


- | | |
|----------------------------------|---------------------------------------|
| D Montageanleitung | GB Assembly instructions |
| FR Notice de montage | NL Handleiding voor de montage |
| CZ Montážní návod | IT Istruzioni di montaggio |
| RO Instrucțiuni de montaj | RU инструкция по сборке |
| PL Instrukcja montażu | SK Návod na montáž |
| HU Szerelési útmutató | TR Montaj talimati |



0
10
20
30
40
50
60
70
80
90
100
110
120
130
140
150
160
170
180
190
200

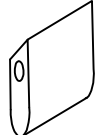
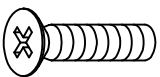

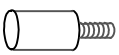

Service • Assistenza • Dienstverlening • Serwis Servis • Szerviz • Сервисная служба		
Name • Nom • Nome • Naam Nazwa • Jméno • Názov • Név Denumire • İsim • Название	Cecina 140	
Nr. • No. • N° • Номер • Č • Sz	SH50	
Typ • Type • Tip • Típus • Tipo Тип	BS I	

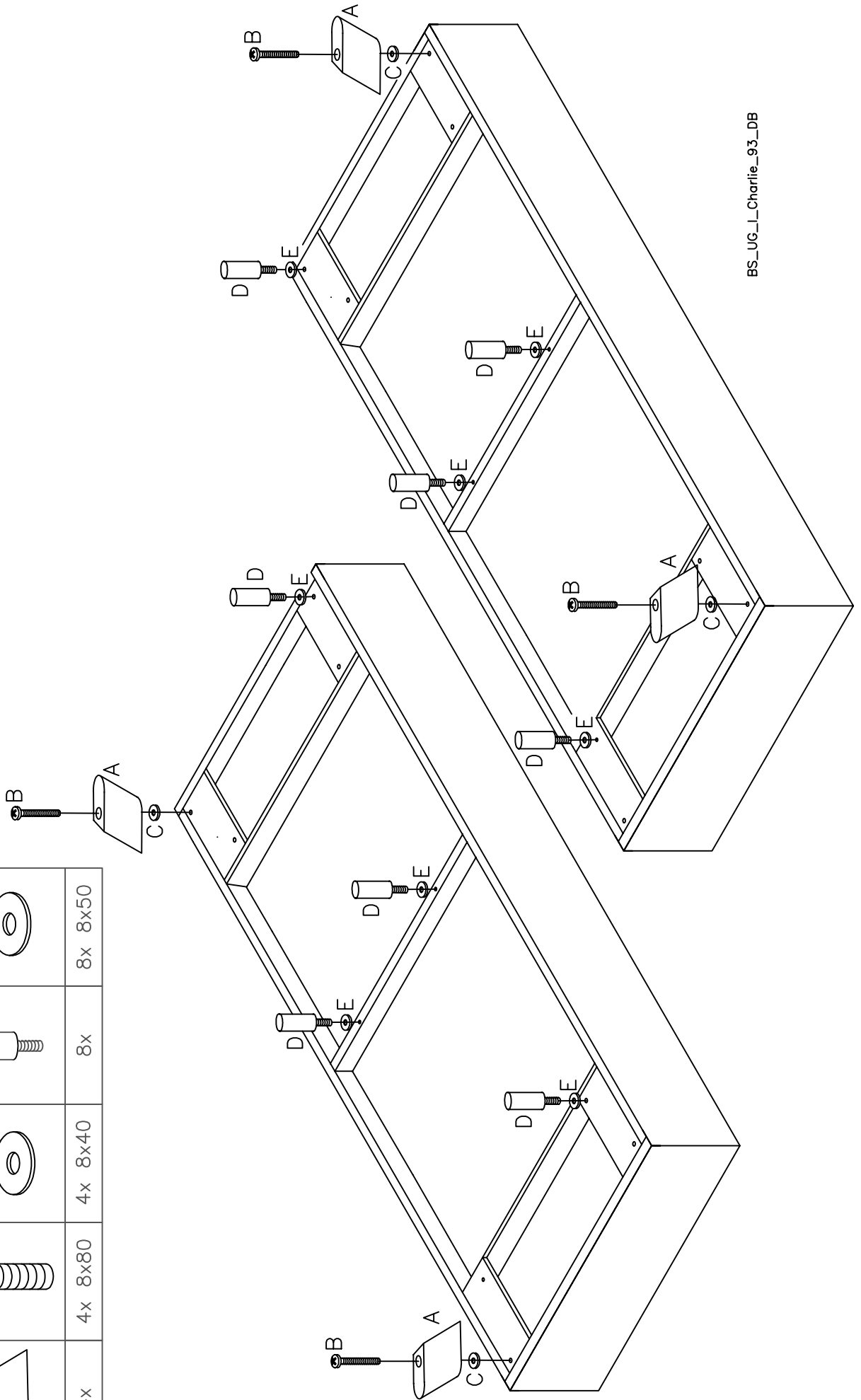


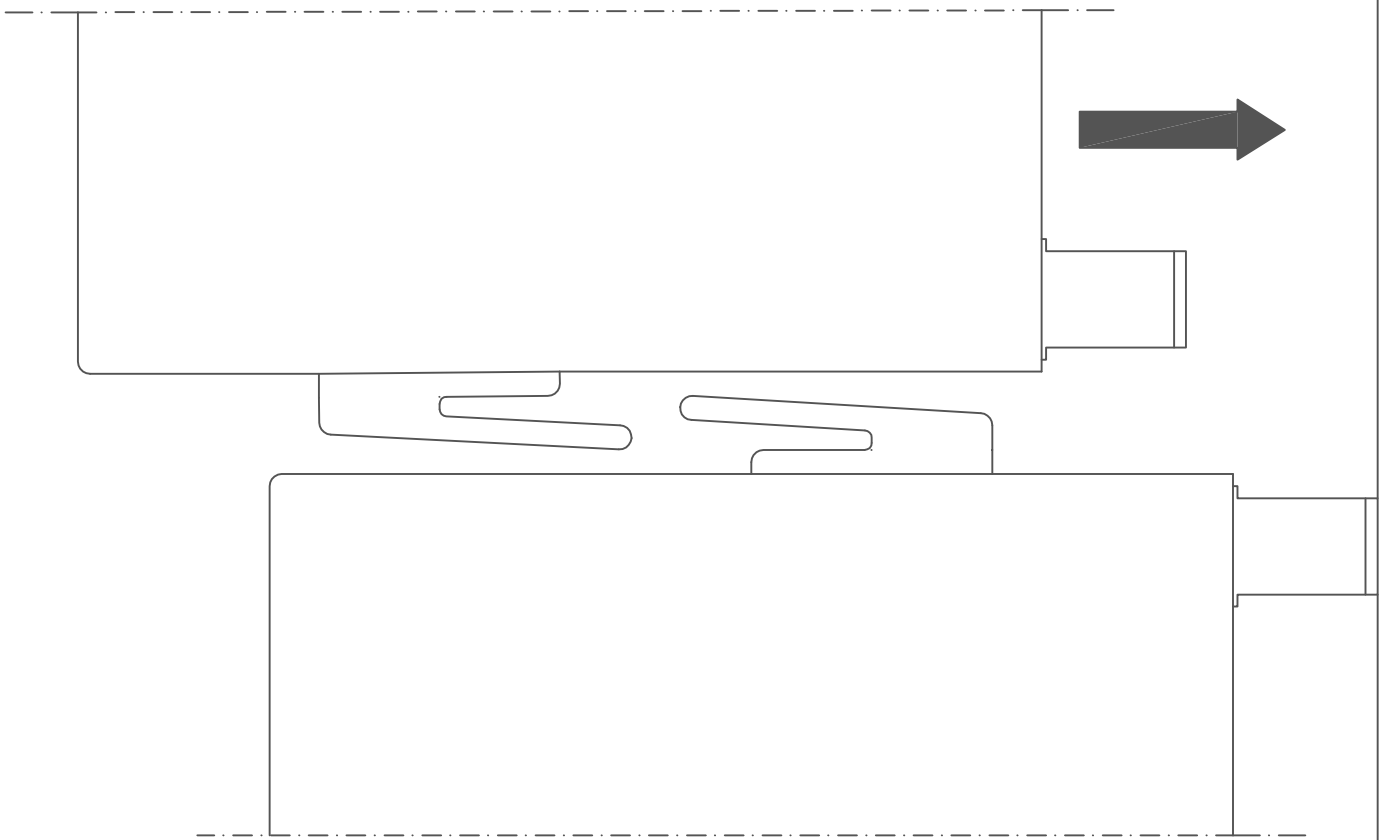
A	B	C	D	E	F	G
4x	4x 8x80	12x 8x40	8x	8x 8x50	8x 8x60	8x M8



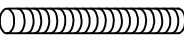


BS_UG_L_Charlie_93_DB

A		4x
B		4x 8x80
C		4x 8x40
D		8x
E		8x 8x50





3.

<p>F 8x 8x60</p> 	<p>C 8x 8x40</p> 	<p>G 8x M8</p> 	<p>Achtung! Schrauben nicht überdrehen FR Attention! Ne serrez pas trop CZ Dávej Pozor! Nepřetahujte RO Ai Grija! Nu strângeți PL Uwaga! Nie dokręcać zbyt mocno HU Vigyázz! Ne húzza túl</p> <p>GB Watch Out! Do not over tighten NL Let Op! Niet te vast IT Attento! Non stringere RU Осторожно! Не затягивайте SK Dávaj Pozor! Nepretahujte TR Dikkat! Üzerinde sıkmayın</p>
--	--	--	---

