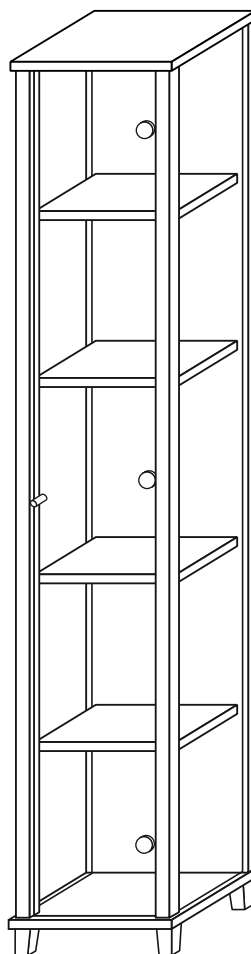
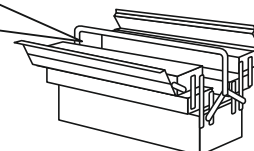
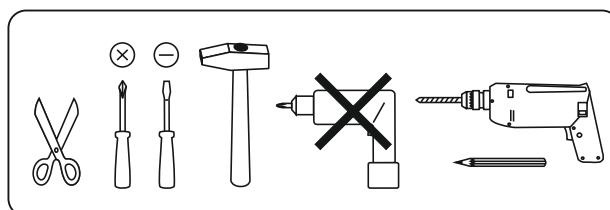
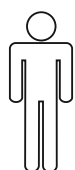



# VITRINE

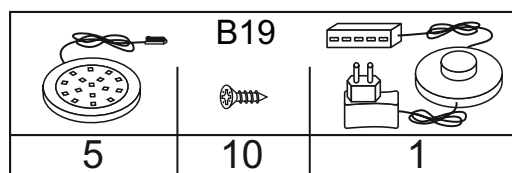
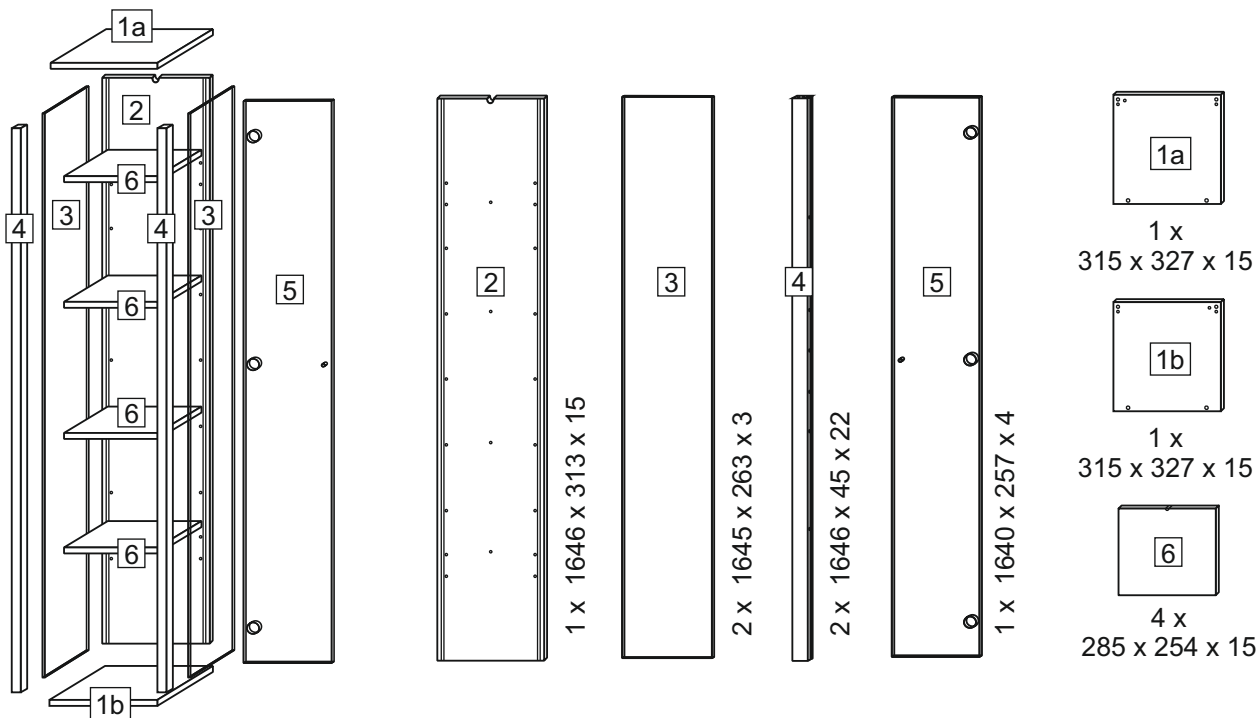


- |   |                                     |
|---|-------------------------------------|
| <b>(D)</b> Montageanleitung             | <b>(GB)</b> Assembly instructions   |
| <b>(FR)</b> Notice de montage           | <b>(IT)</b> Istruzioni di montaggio |
| <b>(ES)</b> Instrucciones de montaje    | <b>(PT)</b> Instruções de montagem  |
| <b>(NL)</b> Handleiding voor de montage | <b>(PL)</b> Instrukcja montażu      |
| <b>(CZ)</b> Montážní návod              | <b>(SK)</b> Návod na montáž         |
| <b>(TR)</b> Montaj talimatı             | <b>(HR)</b> Uputa za montažu        |



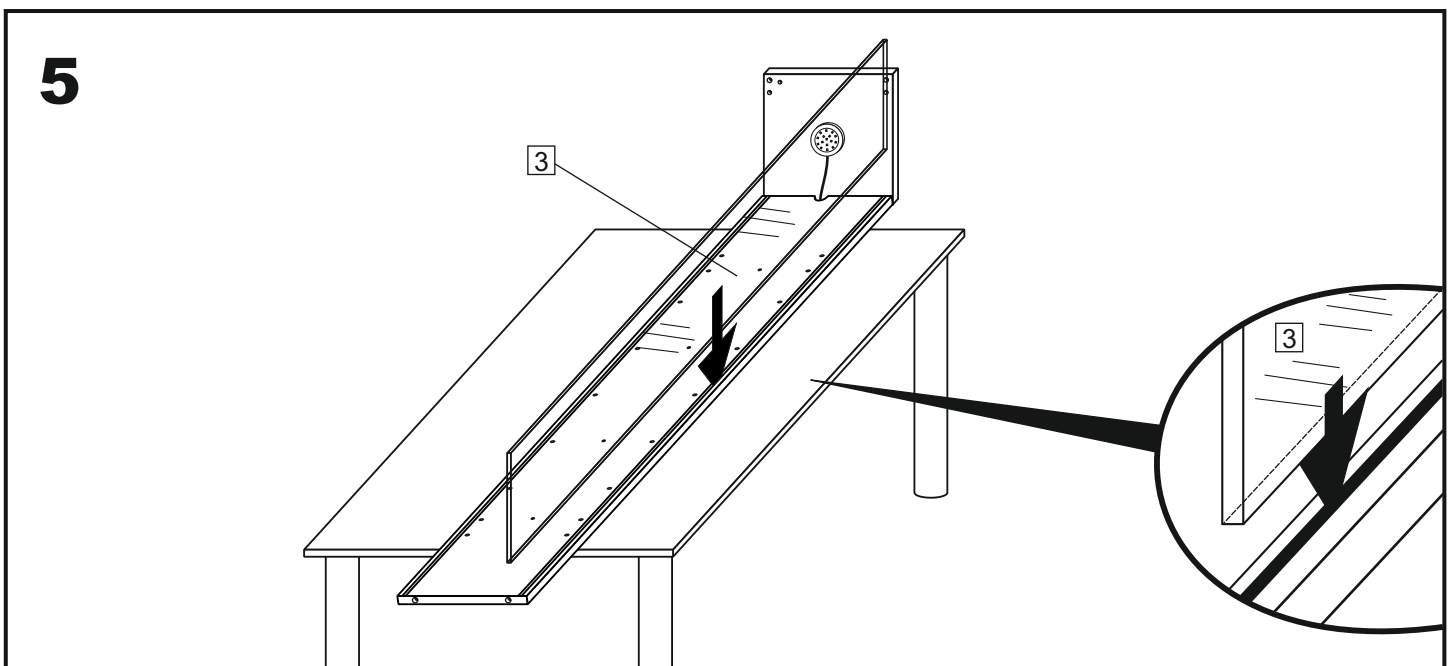
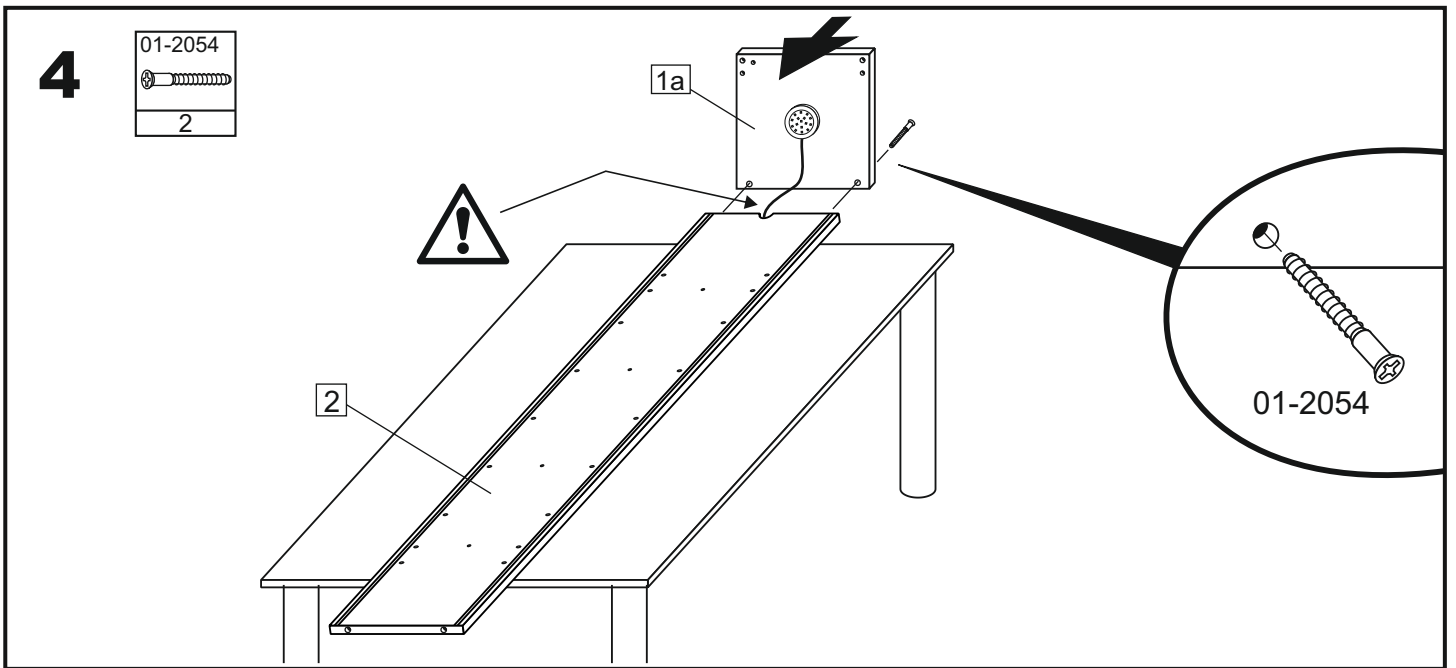
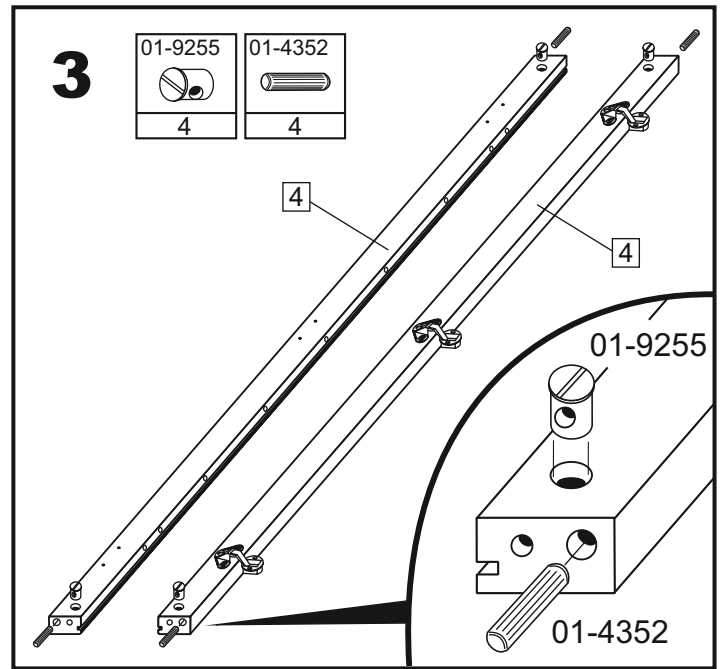
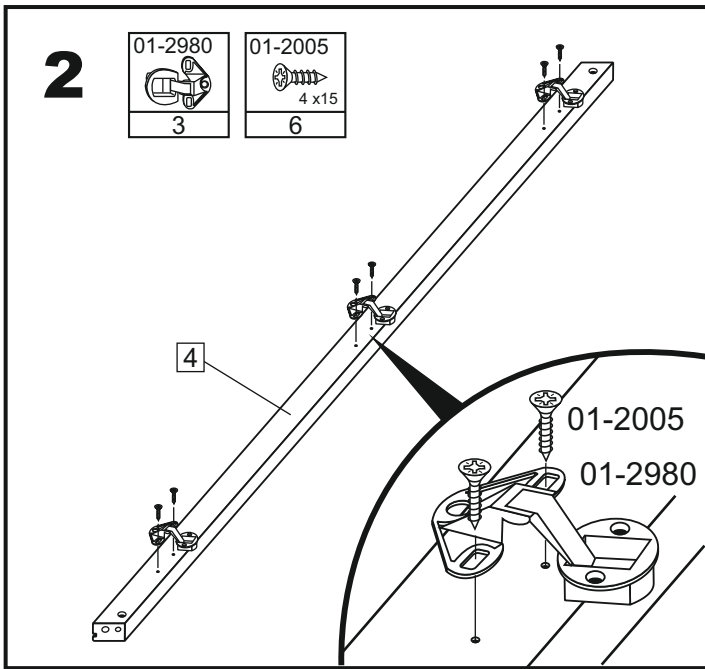


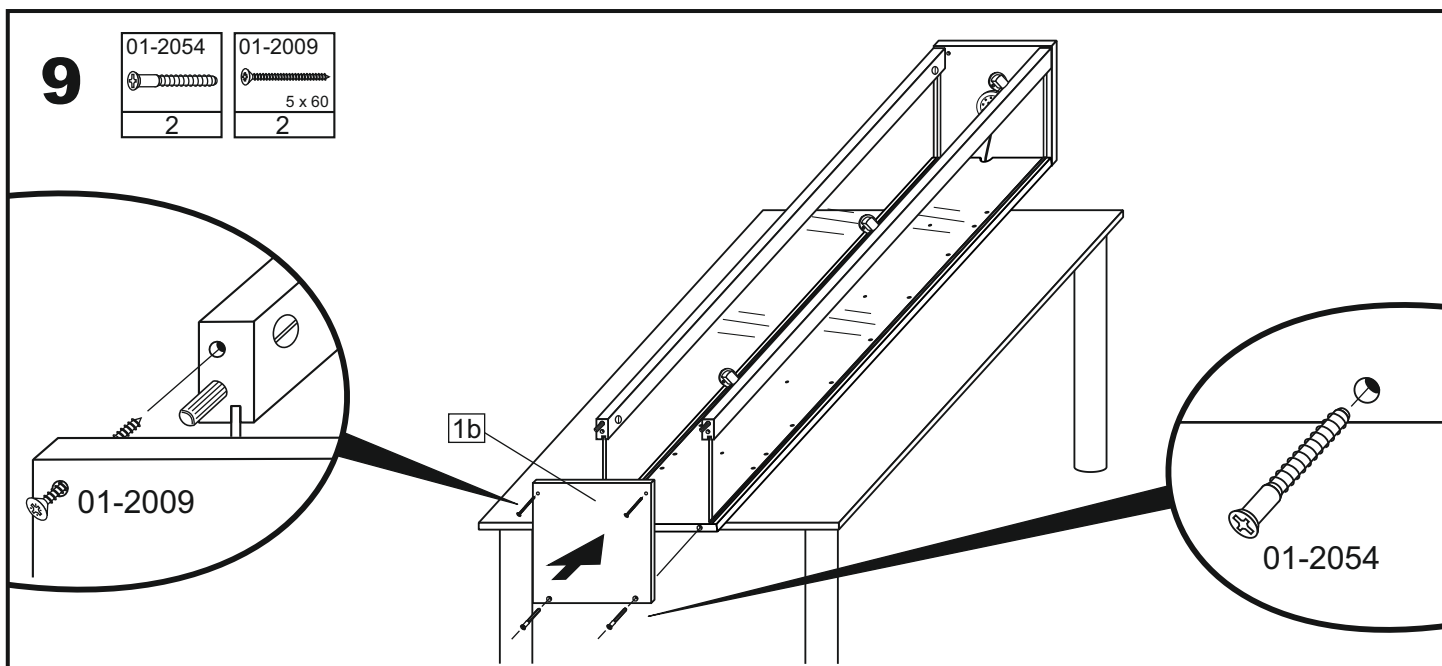
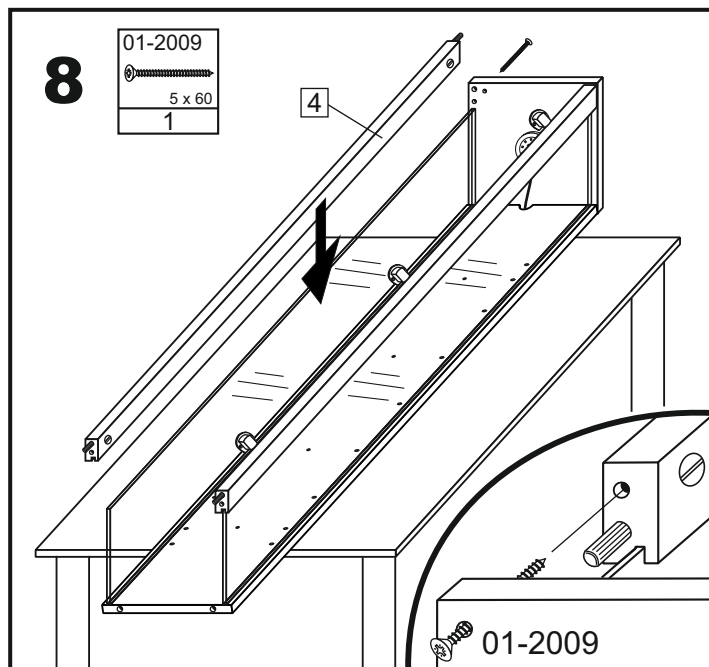
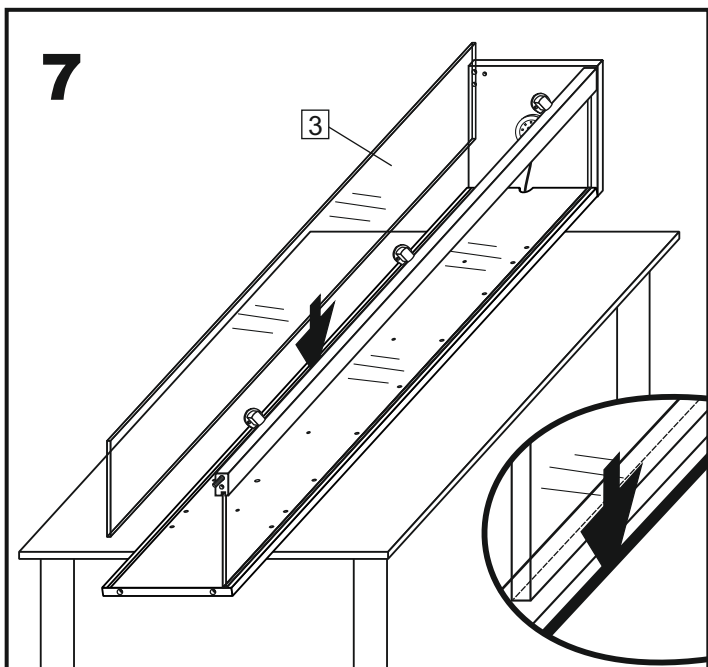
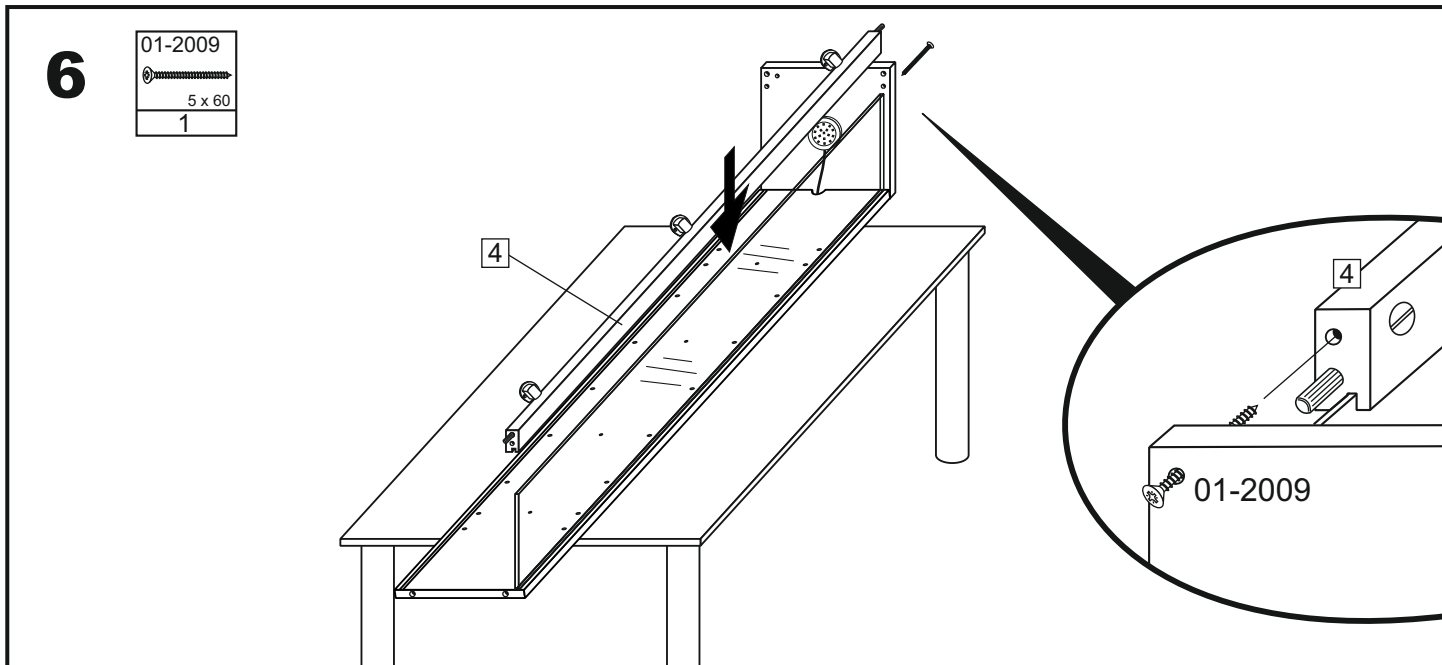
Service - Assistenza - Dienstverlening - Serviços - Serwis Servis - Szerviz - Servicii - статистическая служба		
Name · Nom · Nome · Naam Nazwa · Jméno · Názov · Név Denumire · Isim · название		
Nr. · No. · N° · номеро · Č · Sz		
Тур · Туре · Тір · Típus · Тиро · тип		





01-2054  4	01-9255  4	01-2009  5 x 60 4	01-4352  4	01-4726  2	01-4701  16	01-9888  16
01-2980  3	01-2863  6	01-2982  3	01-2005  4 x 15 9	01-6507  1	01-9505  1	01-2503  4 x 17 1
01-5238  4	01-2013  4 x 20 4	01-9889  1	01-2034  3,5 x 15 2	01-4404 	01-4502 	01-4411  10

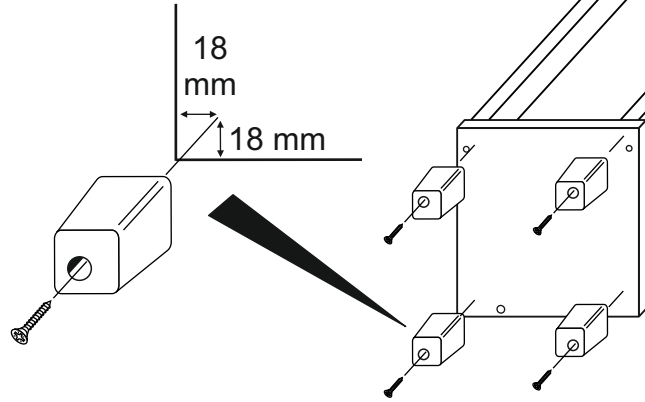
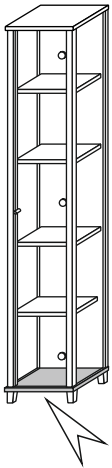









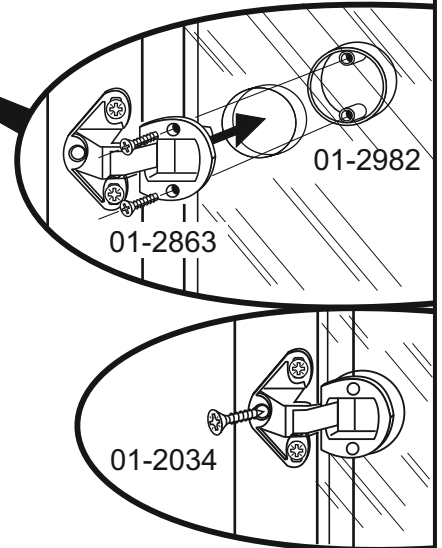
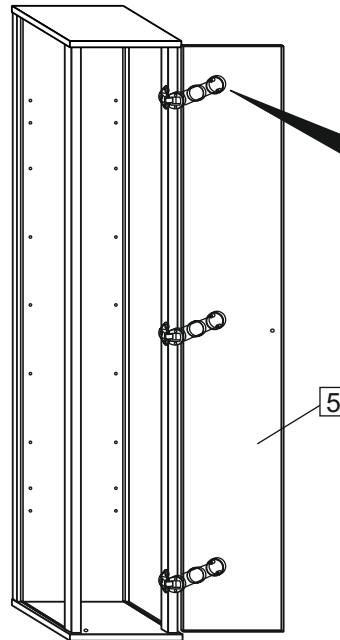
# 10

01-5238	01-2013
	
4	4 x 20
4	4




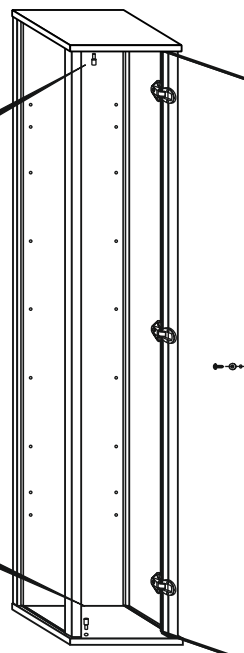
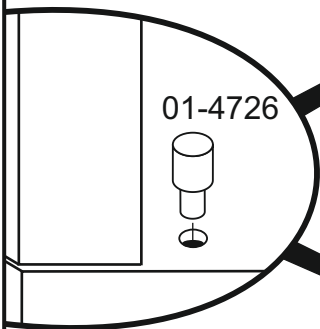
# 11




01-2863	01-2982	01-2034
		
6	3	3,5 x 15
6	3	3

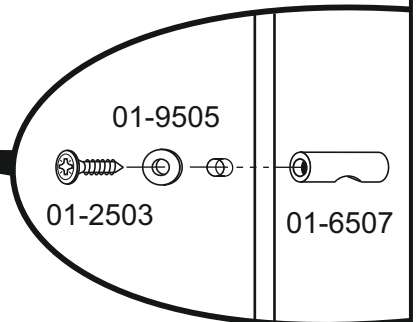


# 12



01-4726

2

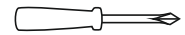
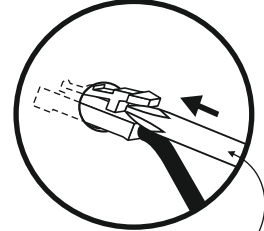
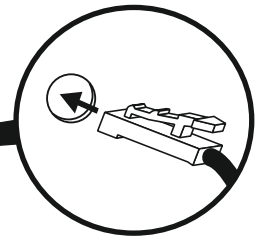
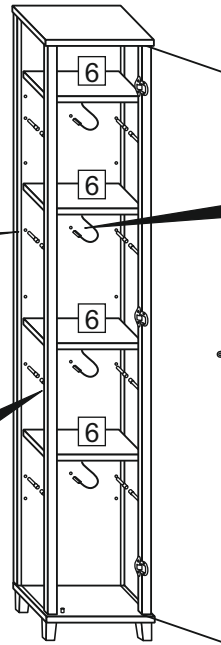
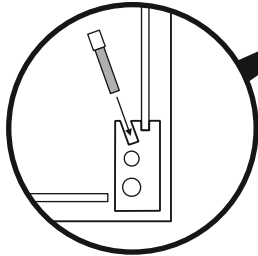
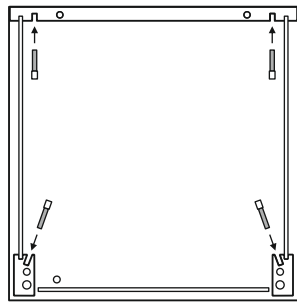
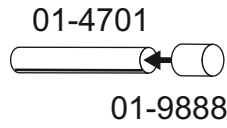


01-6507	01-9505	01-2503
		
1	1	4 x 17
1	1	1






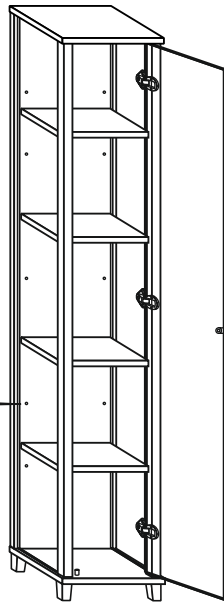
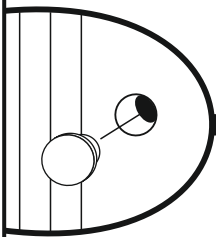
# 13

01-4701	01-9888
	
16	16

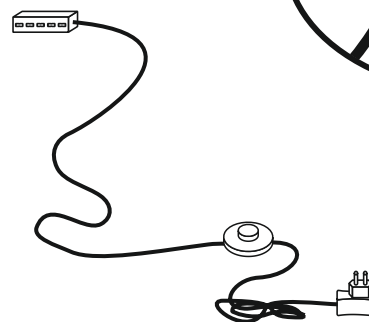
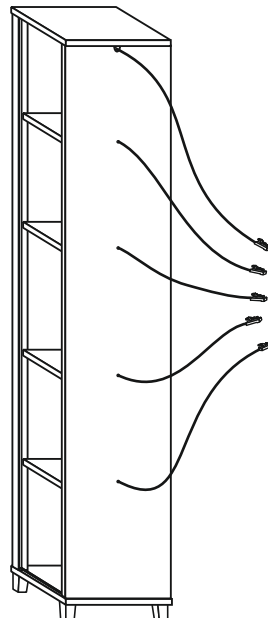
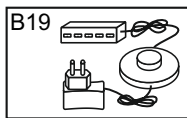


# 14

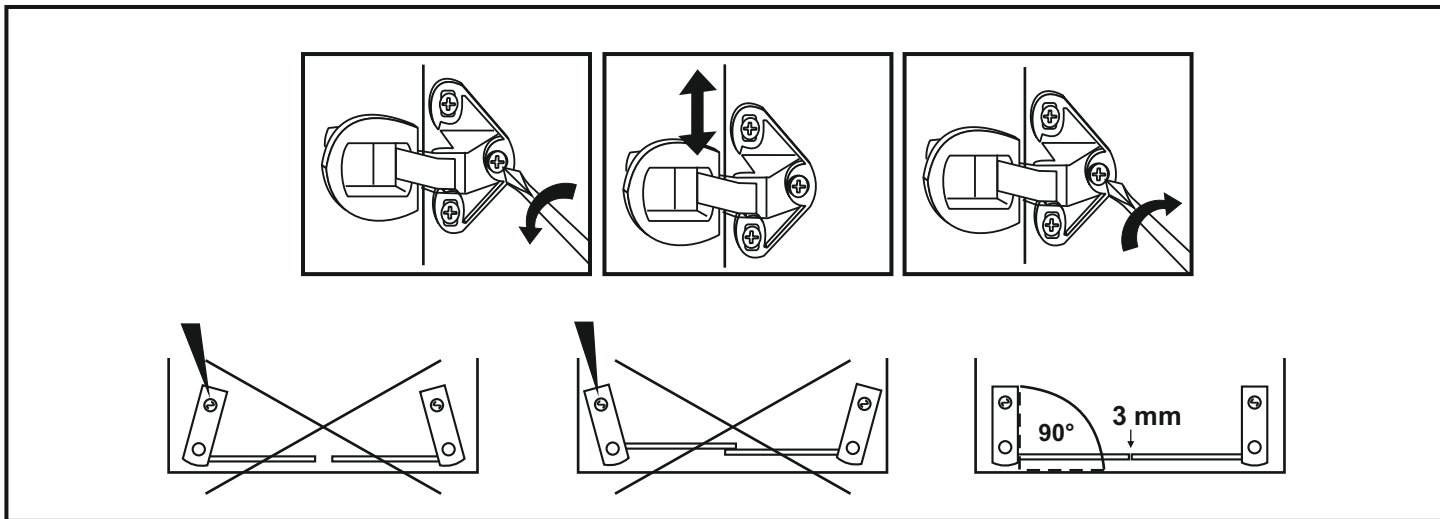
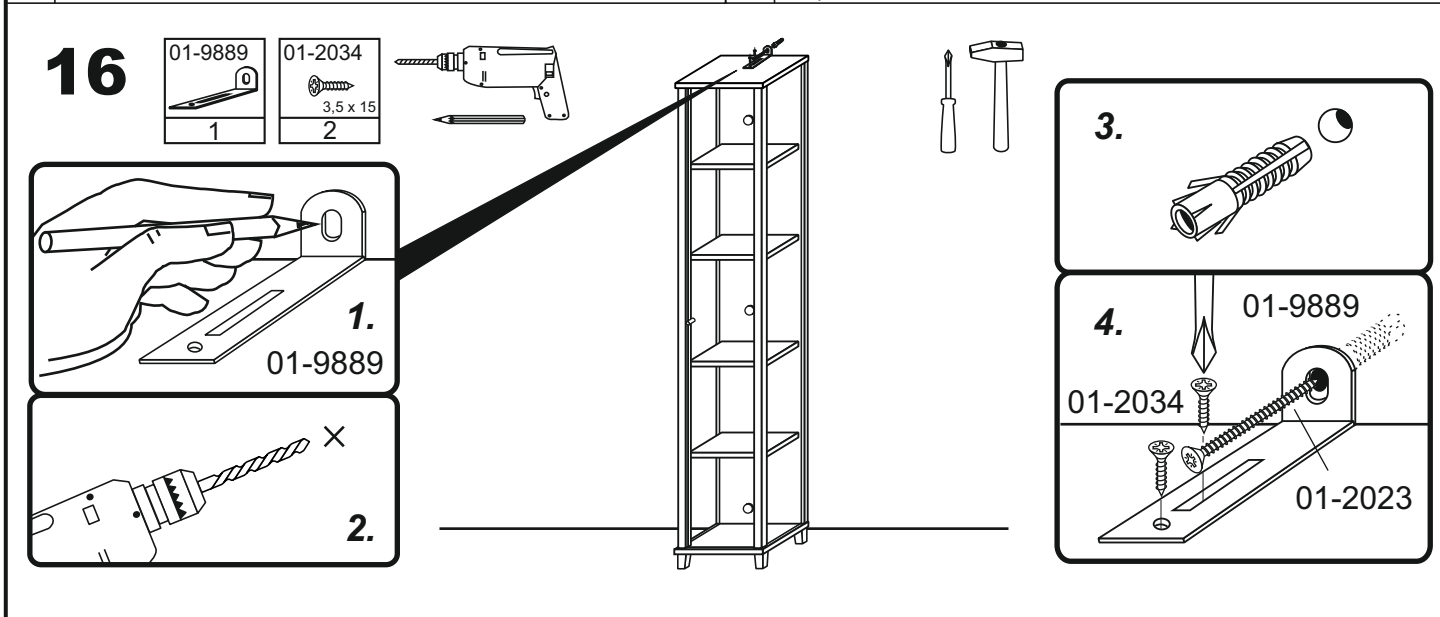
01-4404	
01-4502	
01-4411	
10	



# 15



D	WARNUNG: Um ein Umkippen zu verhindern, muss diese Vitrine mit dem mitgelieferten Wandzubehör verwendet werden.	CZ	Montáž na stěnu slouží jako ochrana proti převrnutí - bezpodmínečně umístěte! U některých typů stěn může být zapotřebí speciální hmoždinka!
GB	WARNING: To prevent overturning, this unit must be used with the wall attachment provided.	SK	Upevnenie na stenu slúži ako ochrana proti prevráteniu - bezpodmienečne použite! Pre niektoré druhy stien môže byť potrebná špeciálna hmoždinka!
FR	La fixation murale sert de protection contre le basculement - à installer impérativement! Pour certains types de murs il faut des chevilles spéciales!	HU	A terméket a falhoz kel rögzíteni, különben az felborulhat! Egyes faltípusoknál speciális tiplit kell használni!
IT	Il fissaggio alla parete serve da protezione anti - ribaltamento - attaccarla assolutamente! Per alcune strutture di parete può essere necessario un tassello speciale!	RO	Sistemul de fixare la perete servește ca protecție la răsturnare - de montat obligatoriu! Pentru unele tipuri de pereți este posibil să fie necesar un diblu special!
NL	Bevestiging aan de muur dient als kantelbescherming - zeker en vast bevestigen! Bij enkele muurtypes is een speciale plug misschien vereist!	TR	Duvardaki sabitleme, devrilmeye karşı bir emniyet tedbiridir ve mutlaka monte edilmelidir! Bazı duvar tiplerinde bunan için özel bir dübel gerekli olabilir!
PL	Mocowanie do ściany jest jednocześnie zabezpieczeniem przed przewróceniem - koniecznie zamontować! Do niektórych rodzajów ścian koniecznie zastosować specjalne kołki mocujące.	RU	Обязательно установите крепление на стене во избежание опрокидывания! для некоторых типов стен может потребо ваться специальный дюбель!



D	Bitte nur mit einem Staubtuch oder leicht feuchtem Lappen reinigen. Keine scheuernden Putzmittel verwenden.	CZ	Čistěte prosím jen prachovkou nebo lehce navlhčeným hadrem. Nepoužívejte drhnoucí čističí prostředky.
GB	Please only clean with a duster or a damp cloth. Do not use any abrasive cleaners.	SK	Na čistenie používajte len prachovku alebo zľahka navlhčenú utierku. Nepoužívajte žiadne drhnuce čistiace prostriedky.
FR	Veillez nettoyer uniquement avec un chiffon à poussière ou un chiffon légèrement humide. Ne pas utiliser de détergent abrasif.	HU	Kérjük, csak portörő kendővel vagy enyhén nedves ronggyal tisztítsa. Ne használjon dörzshatású tisztítószeret.
IT	Si raccomanda di pulire solo con un panno per la polvere o uno strofinaccio umido. Non utilizzare detergenti abrasivi.	RO	Vă rugăm să utilizați la curățare exclusiv o cârpă de șters praful sau o cârpă ușor umezită. Nu utilizați substanțe de curățat abrazive.
NL	Reinig alleen met een stofdoek of een lichtjes vochtige doek. Gebruik geen schurende poetsmiddelen.	TR	Lütfen sadece bir toz bezikle veya hafif nemli yumuşak bir bezle siliniz. Aşındırıcı temizlik malzemeleri kullanmayınız.
PL	Czyszczenie należy wykonać wyłącznie za pomocą ściereczki lub lekko nawilżonego ręcznika. Nie stosować środków czyszczących do szorowania.	RU	Очищайте от пыли тряпкой или слегка влажной ветошью. Не допускается применение чистящих средств, не предназначенных для ухода за мебелью.