

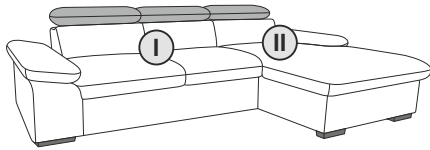
2 X **20 MIN**

- (D) AUFBAUANLEITUNG
- (NL) HANDLEIDING VOOR DE MONTAGE
- (TR) MONTAJ TALIMATI
- (RO) INSTRUCIUNI DE ASAMBLARE
- (F) INSTRUCTION D'ASSEMBLAGE
- (CZ) POKYNY K MONTÁŽI
- (BG) ИНСТРУКЦИИ ЗА МОНТАЖ
- (HR) NAPUTCI ZA MONTAŽU
- (E) INSTRUCCIONES DE MONTAJE

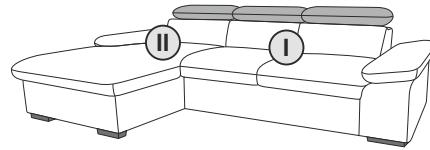
- (GB) ASSEMBLY INSTRUCTIONS
- (PL) INSTRUKCJA MONTAŻU
- (RU) Инструкция по монтажу
- (I) PROCEDURA DI ASSEMBLAGGIO
- (SK) POKYNY K MONTÁŽI
- (HU) KÖZGYŰLÉS UTASÍTÁSOK
- (SL) ASSEMBLY INSTRUCTIONS
- (S) MONTERINGSANVISNING
- (LT) DIEGIMO INSTRUKCIJOS



„LOLA”



2-REC OHNE AT F.

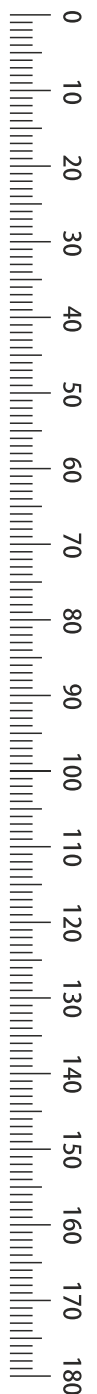


REC-2 OHNE AT F.

1/1

A 45mm 5x	B 45mm 2x	C Ø30mm 12x	D 5x60mm 10x
-------------------------	-------------------------	---------------------------	----------------------------

PRE-ASSEMBLED/ PRÉ ASSEMBLÉ/ VORMONTIERT/ PREMONTATO/ WSTĘPNIE ZAMONTOWANE



1

2

3

4

Le produit destiné à un usage domestique.
Après assemblage de ce produit, il est conseillé d'aérer régulièrement la pièce pendant

The product is intrded for domestic use.
After assembling this product, it is advisable to ventilate the room regularly for a few days.