Held Möbel GmbH
Vogelparadies 9
32457 Porta Westfalica

0571 / 79838-10
info@held-moebel.de
www.held-moebel.de

87110.510	27-06-2012



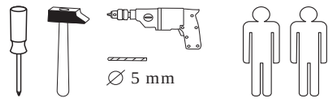

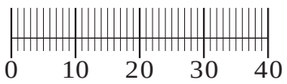



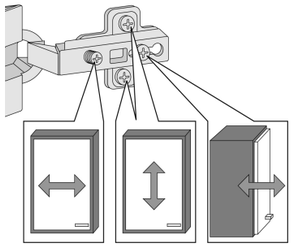

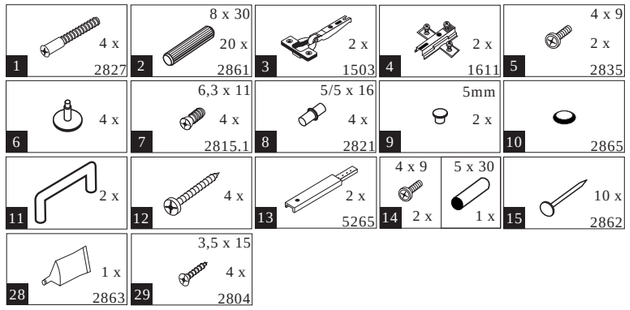

Das beigefügte Wandbefestigungsmaterial (Dübel und Schrauben) eignet sich nur für festes Mauerwerk (z.B.: Beton- oder Ziegelwände). Für andere Wandaufbauten sind eventuell Spezialdübel und andere Schrauben notwendig. Ziehen Sie gegebenfalls eine Fachkraft zu Rate.

De begeleidende wandmontage hardware (pluggen en schroeven) is alleen geschikt voor massief metselwerk (bijvoorbeeld beton of bakstenen muren). Voor andere muur structuren zijn eventueel bijzondere ankerbouten en andere noodzakelijke. Draai indien nodig, een deskundige.

Приложенный материал для крепления к стене (дюбели и винты) пригоден только для жестких кладок (например, бетонные или кирпичные стены). Для других настенных конструкций необходимы смотря по обстоятельствам специальные дюбели и другие винты. При необходимости проконсультируйтесь у специалиста.

Le mur d'accompagnement matériel de montage (chevilles et les vis) ne convient que pour la maçonnerie solide (par exemple en béton ou des murs de briques). Pour les structures de mur d'autres sont peut-etre spéciale boulons d'ancrage et d'autres nécessaires. Serrer le cas échéant, un expert.

Załączony materiał do mocowania do ściany (kołki rozprężne i wkręty) nadaje się tylko do ścian murowanych (np. z betonu lub cegieł). Do ścian wykonanych w innych technologiach konieczne być mogą specjalne kołki rozprężne i inne wkręty. W razie potrzeby skorzystaj z fachowej pomocy.

Il muro di accompagnamento hardware di montaggio (tasselli e viti) è'e adatto solo per muratura piena (ad esempio calcestruzzo o muratura). Per le altre strutture murarie sono forse speciali bulloni di ancoraggio e necessari di altri. Serrare se necessario, un esperto.

The accompanying wall mounting hardware (anchors and screws) is suitable only for solid masonry (eg concrete or brick walls). For other wall structures are possibly special anchor bolts and other necessary. Tighten if necessary, an expert.

Ekteki duvara sabit montaj malzemeleri (dübel ve vidalar), sadece sağlam duvarlar için (örnek: beton veya tuğla) elverişlidir. Başka duvarlar için özel dübeller ve farklı vidalar gerekebilir. Gerektiğinde bir bilene danışınız.

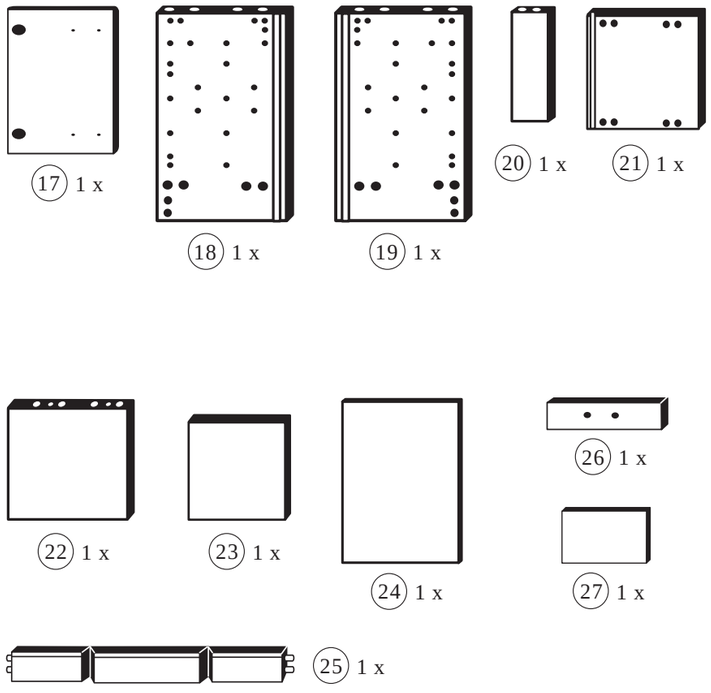

1

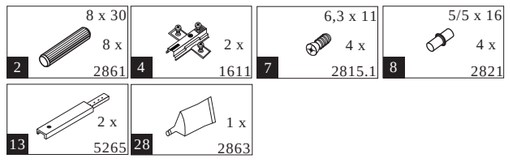

Bitte beachten !
In dieser Aufbauanleitung ist die Tür rechts angeschlagen.
Soll die Tür links angeschlagen werden, müssen die Kreuzmontageplatten 4 auf das linke Seitenteil (18), und die Scharniere 3 in die gegenüberliegenden Bohrungen montiert werden.

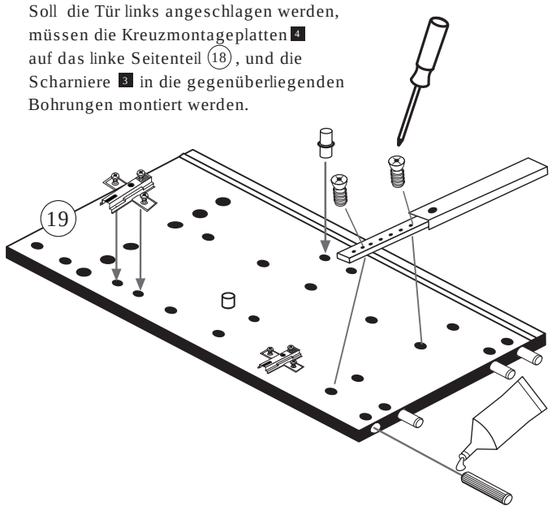

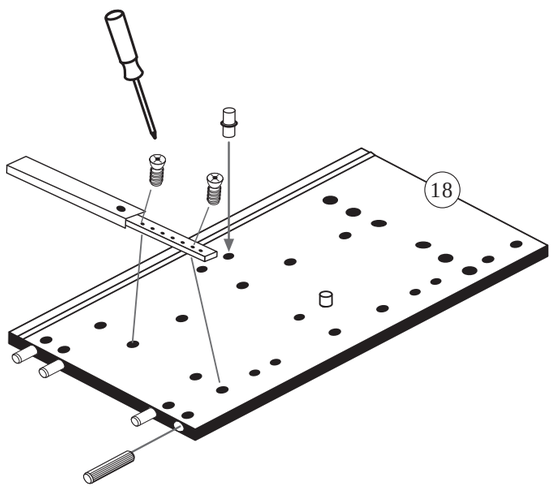

2

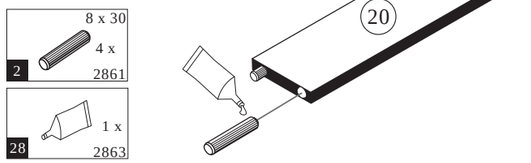

3

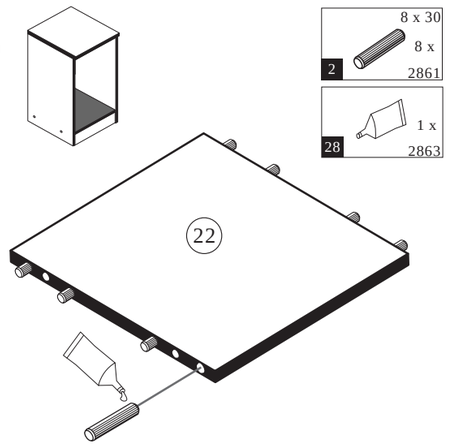

4

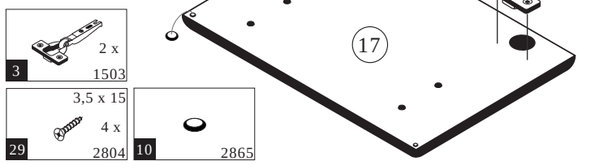

5

ACHTUNG !
Montagebeispiel
Rechtsanschlag !
Bei Linksanschlag
andere Griffbohrung
durchbohren !

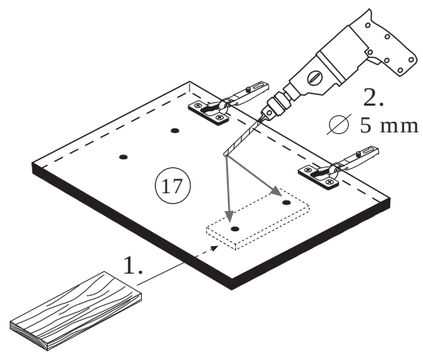

6

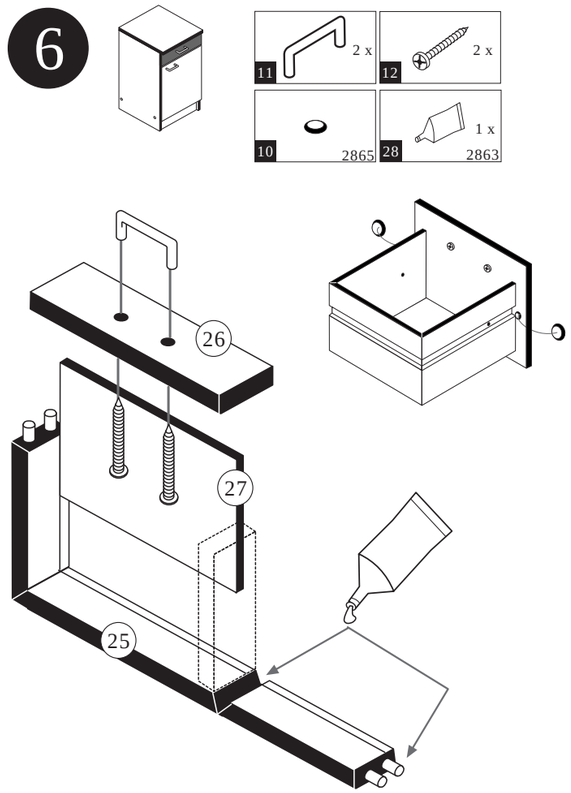
11 2 x
12 2 x
10 2865
28 1 x 2863
26
27
25

7

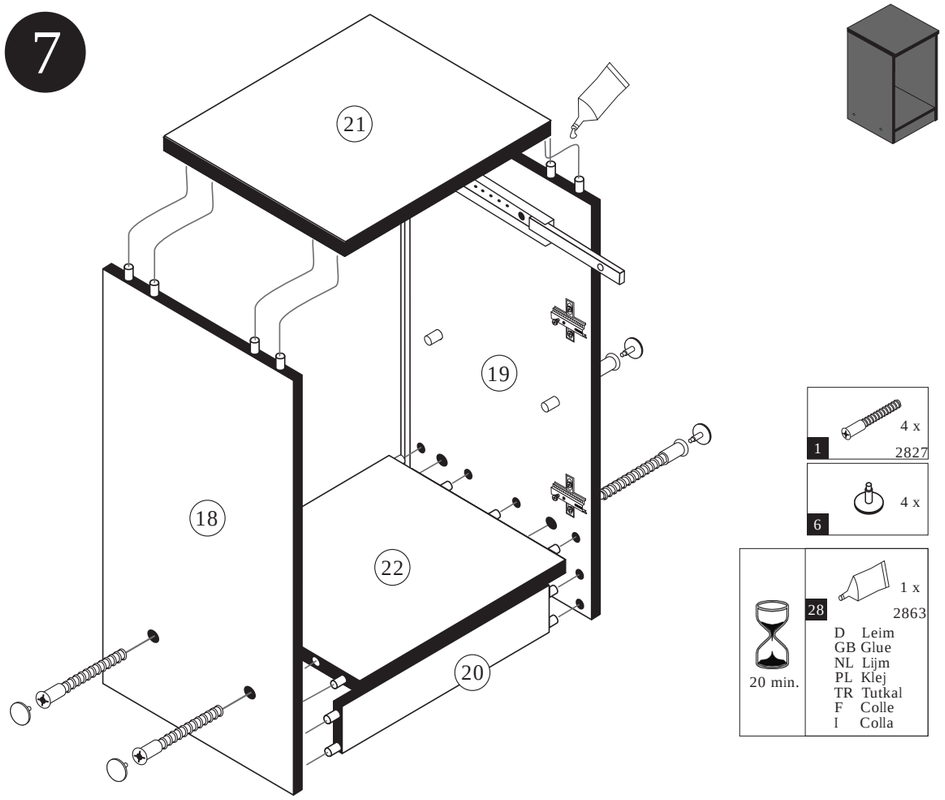
21
19
18
22
20
1 4 x 2827
6 4 x
28 1 x 2863
20 min.
D Leim
GB Glue
NL Lijm
PL Klej
TR Tutkal
F Colle
I Colla

8

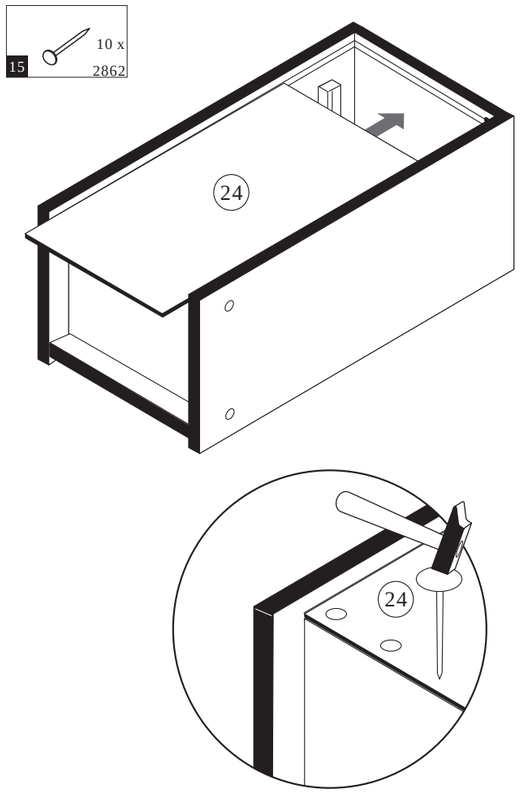
15 10 x 2862
24
24

9

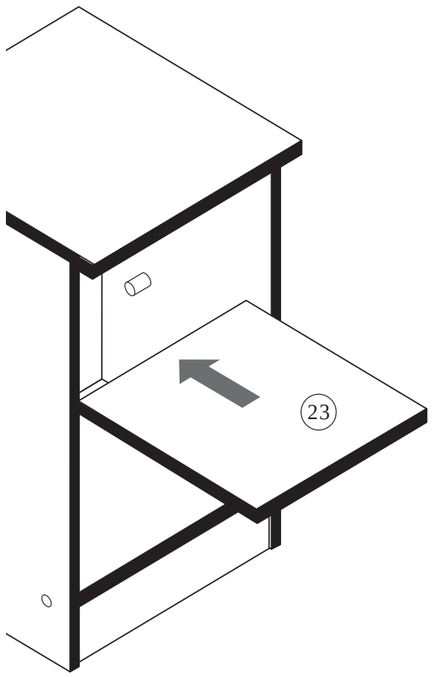
23

10

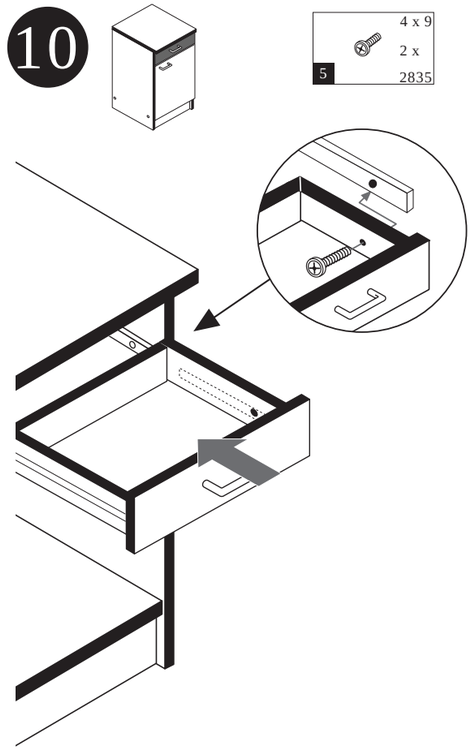
5 4 x 9 2 x 2835

11

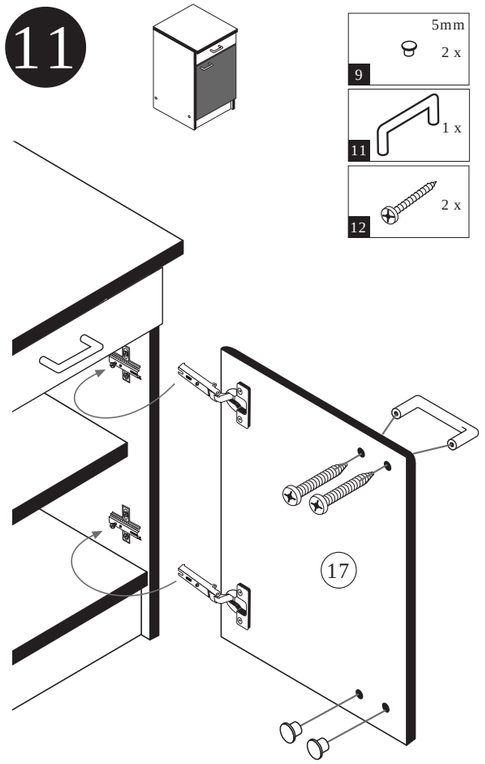
9 5mm 2 x
11 1 x
12 2 x
17

12

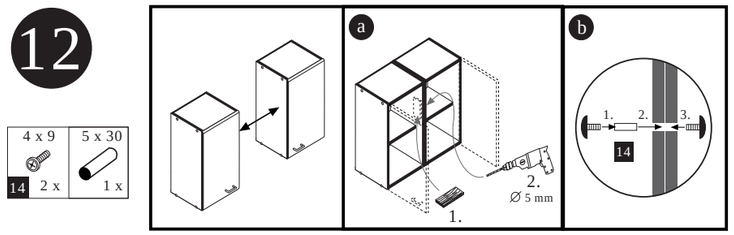
4 x 9
14 2 x
5 x 30
1 x
a
2.
Ø 5 mm
1.
b
1.
2.
3.
14

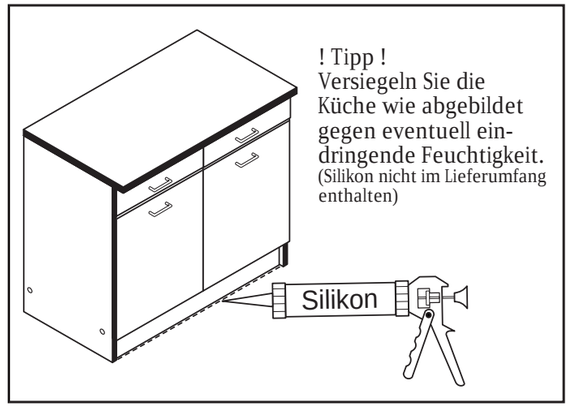
! Tipp !
Versiegeln Sie die Küche wie abgebildet gegen eventuell eindringende Feuchtigkeit.
(Silikon nicht im Lieferumfang enthalten)
Silikon