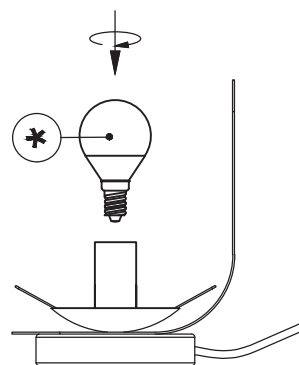
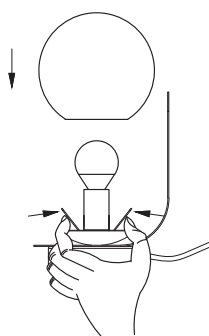


1. Take down the glass shade from the base

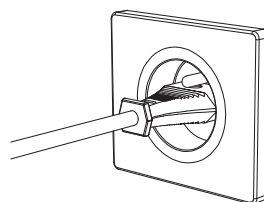


\* not included

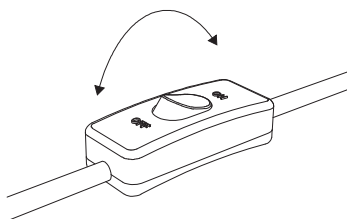
2. Install the bulb



3. Press the clip with hand and install the glass shade



4. Plug it in



3. Control the ON / OFF switch