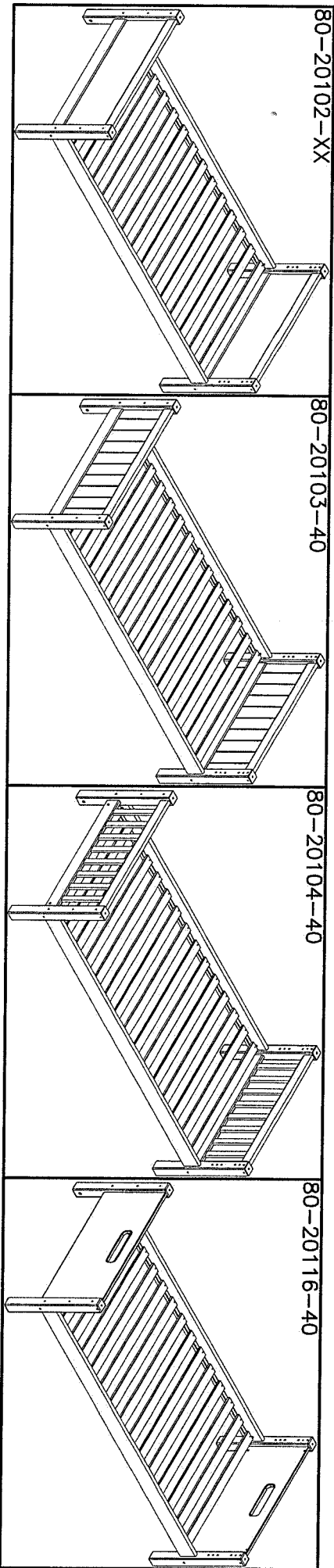


# 80-20101-40



See assembly instruction in box no.  
 Voir notice de montage dans la caisse no.  
 Siehe Aufbauanleitung im Karton no.  
 Zie voor de montage-instructie pakketnr.

Before assembling this product, please ensure that all the components supplied comply with the list on this page. All Screw-type fittings can be tightened with this tool.

Avant de commencer l'assemblage, veuillez contrôler si tous les objets indiqués sont présents. Tous les vis peuvent être serrés par cet outil.

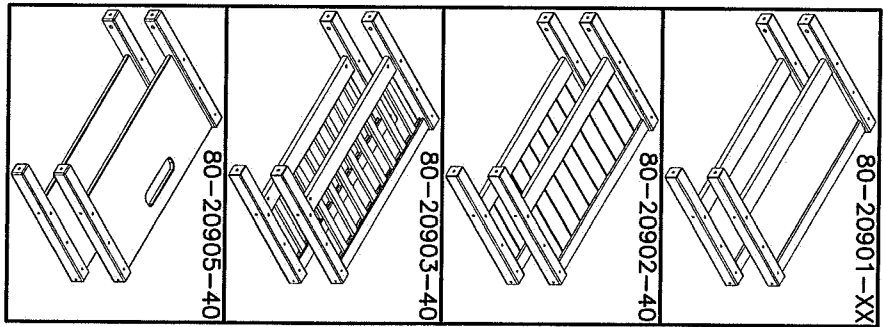
Bevor Sie mit dem Aufbau beginnen, kontrollieren Sie ob alle auf der Zeichnung angegebenen Teile vorhanden sind. Bitte verwenden Sie zur Montage einen Kreuzschraub-zehner und den beiliegenden Innensechskantschlüssel.

Waage-nr. / Scale no. / Weights / Masse / Dim.

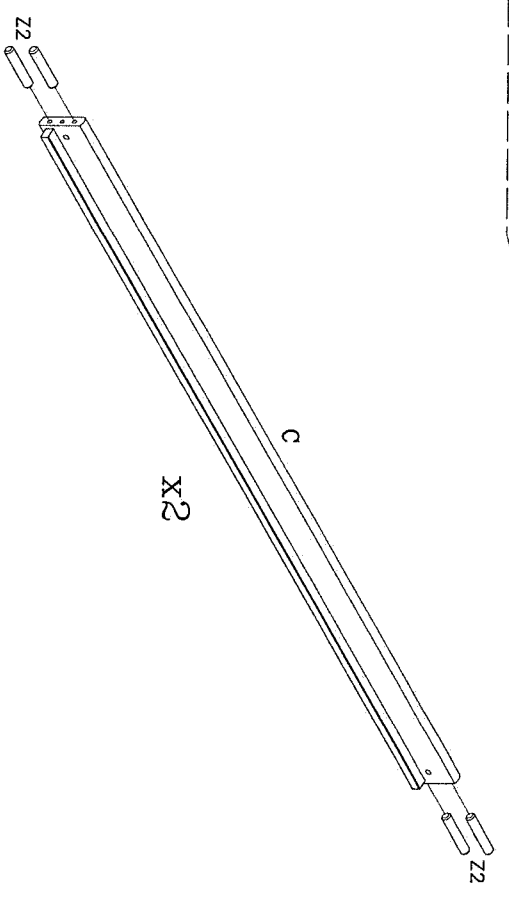
Port no. / Ref No. / Siehe Bild-nr. / See picture no. / Image no.

Stick Qty. / Qté. / Mess Dim. / Dim.

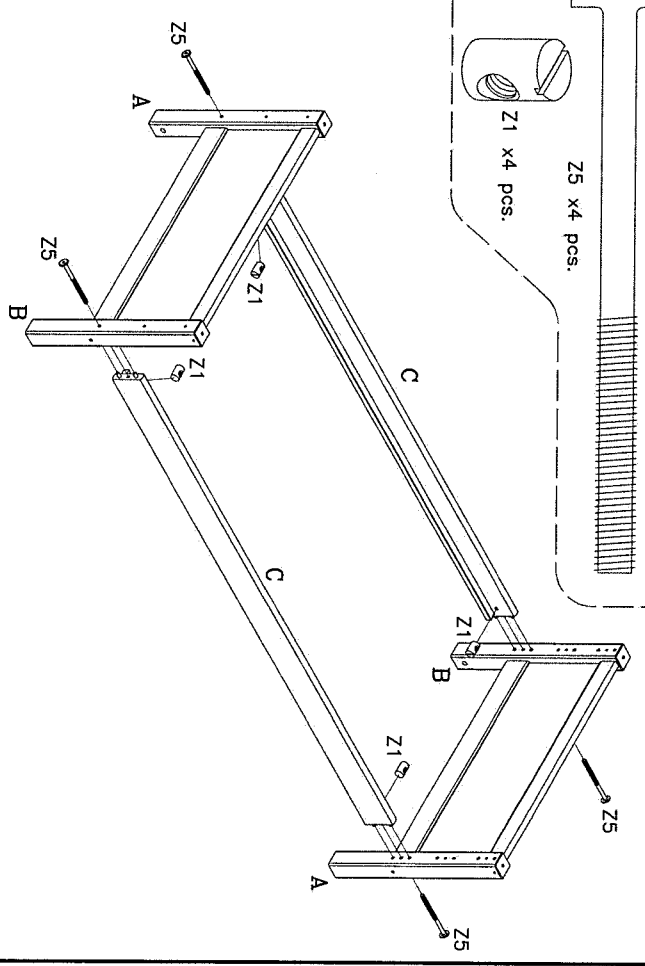
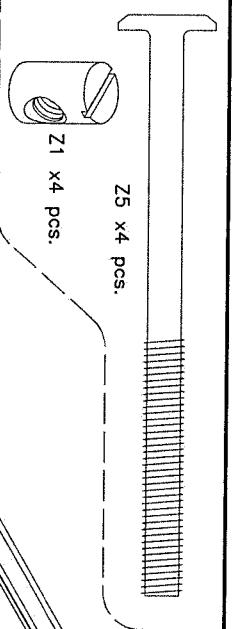
12-06306473-40	2 stick/pcs.	12-06306474-40	2 stick/pcs.	1305-19672-40	2 stick/pcs.
A		B		C	
3922-08018	8 stick/pcs.	647x63x63	3909-70100	4 stick/pcs.	3901-40030
3913-08110	8 stick/pcs.	647x63x63	3938-000081-2	16 stick/pcs.	3938-00016-2
Z1	M8/ø12x18 mm.	Z2	ø10x50 mm.	Z3	ø7x100 mm.
Z5	M8x110 mm.	Z6	ø8 mm.	Z7	ø10 mm.
Z8	ø16 mm.	Z4	ø4x30 mm.	Z8	ø16 mm.
					4033-005
					1 stick/pcs.
					5 mm.
					1967x115x26



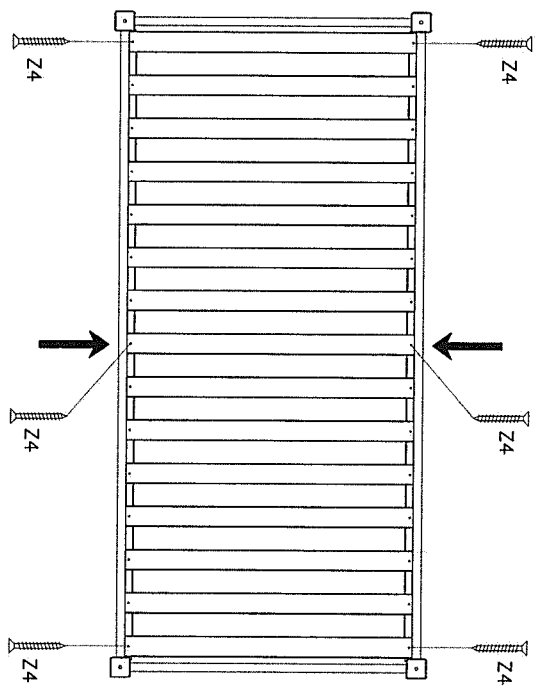
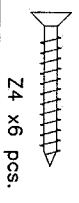
1  
Z2 x8 pcs.



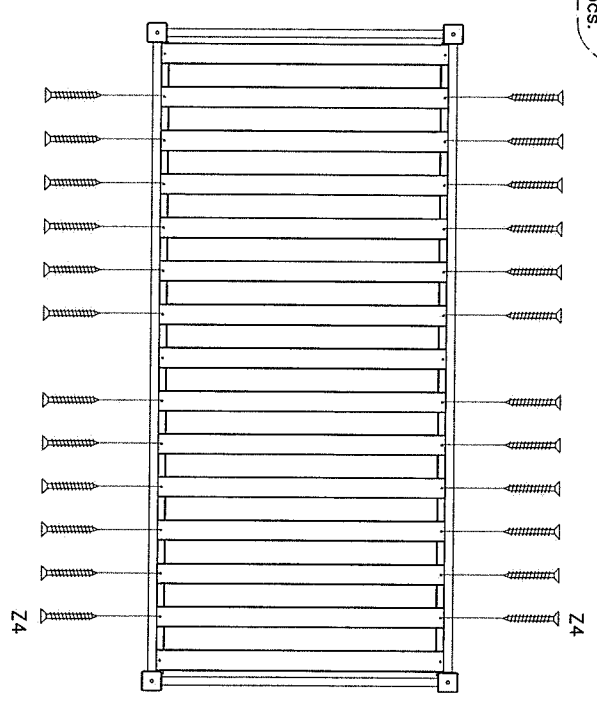
2



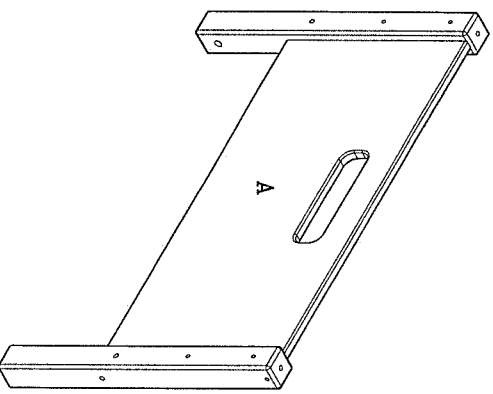
3



4



# 80-20905-40 White



Before assembling this product, please ensure that all the components supplied comply with the list on this page. All Screw-type fittings can be tightened with this tool.

Avant de commencer l'assemblage, veuillez contrôler si tous les éléments indiqués sont présents. Tous les vis peuvent être serrés par cet outil.

Bevor Sie mit dem Aufbau beginnen, kontrollieren Sie ob alle auf der Zeichnung angegebenen Teile vorhanden sind. Bitte verwenden Sie zur Montage einen Kreuzschraubenzieher und den beiliegenden Insechschlüssel.

Wage-nr.  
Part no.  
Ref No

Stück-  
Qty.  
Qté.

Mess-  
Dim.  
Dim.

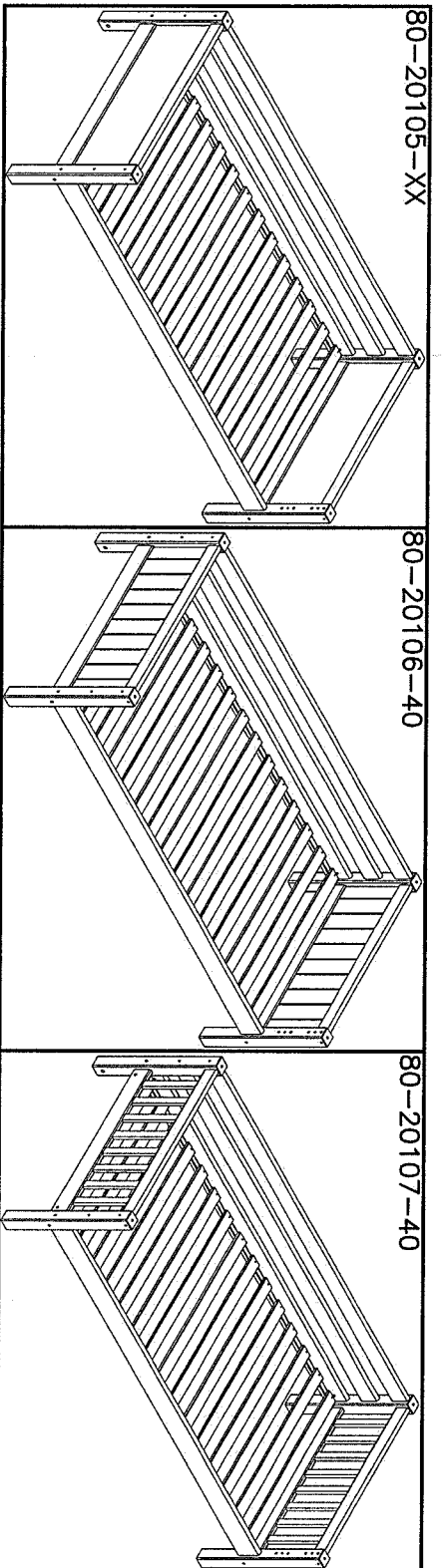
Stabe-Bild-nr.  
See picture no.  
Image no

4301-2208631-40	2 stick/pcs.				
3922-060181	4 stick/pcs.				
Z28	M6/Ø10x18mm				
3913-06110	4 stick/pcs.				
Z29	M6x110 mm.				
A	863x431x22				
	4 stick/pcs.				
	4033-004				
	1 stick/pcs.				
	4 mm.				

Z1, Z2, Z5 Fittings in single / bunk bed box.  
 Z1, Z2, Z5 Beschläge im Einzel- / Etagenbett Karton.  
 Z1, Z2, Z5 Raccords en lit simple / lit superposé.  
 Z1, Z2, Z5 Fittings in het enkelspel / stapelbed boxen.

<p><b>1</b></p> <p>Z2 x8 pcs.</p>	
<p>Bunk bed only. Nur Etagen Bett. Lits superposés seulement. Alleen stapelbed</p>	
<p><b>2a</b></p> <p>Z29 x2 pcs. Z5 x2 pcs. Z1 x2 pcs. Z28 x2 pcs.</p>	
<p><b>2b</b></p> <p>Z29 x2 pcs. Z5 x2 pcs. Z1 x2 pcs. Z28 x2 pcs.</p>	
<p><b>3a</b></p> <p>Z29 x2 pcs. Z5 x2 pcs. Z1 x2 pcs. Z28 x2 pcs.</p>	
<p><b>3b</b></p> <p>Z29 x2 pcs. Z5 x2 pcs. Z1 x2 pcs. Z28 x2 pcs.</p>	

# 80-20601-40



Before assembling this product, please ensure that all the components supplied comply with the list on this page. All Screw-type fittings can be tightened with this tool.

Avant de commencer l'assemblage, veuillez vérifier que tous les objets fournis sont présents. Tous les vis peuvent être serrés par cet outil.

Bevor Sie mit dem Aufbau beginnen, kontrollieren Sie ob alle auf der Zeichnung angegebenen Teile vorhanden sind. Bitte verwenden Sie zur Montage einen Kreuzschraubzieher und den beiliegenden Innensechskantschlüssel.



Wire-nr.  
Part no.  
Ref. No.

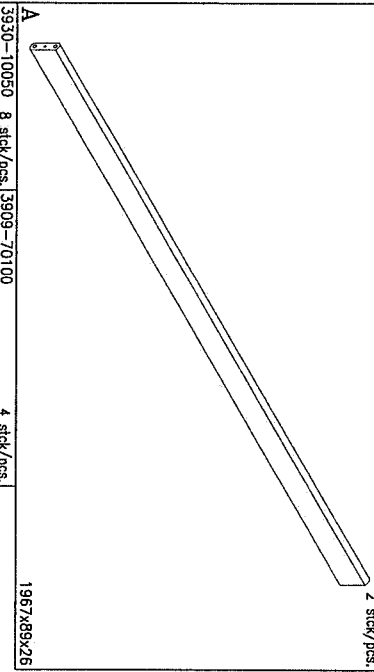
Stück.  
Qty.  
Qté.

Mass  
Dim.  
Dim.

Siehe Bild-nr.  
See picture no.  
Voyez no

12-0261967/6-40

2 stick/pcs.



3930-10050 8 stick/pcs. 3909-70100

4 stick/pcs.



10x50 mm

Z3

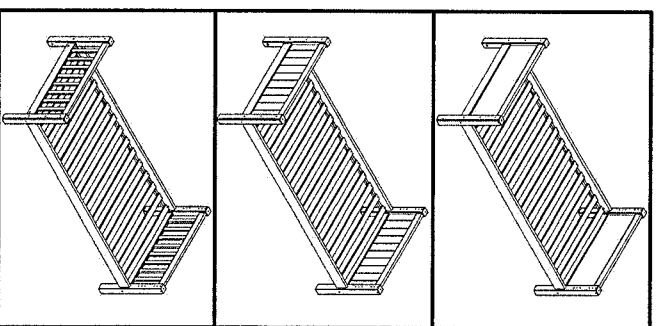
7x100 mm

See assembly instruction in box no. 80-20101-40

Voir notice de montage dans la coisse no. 80-20101-40

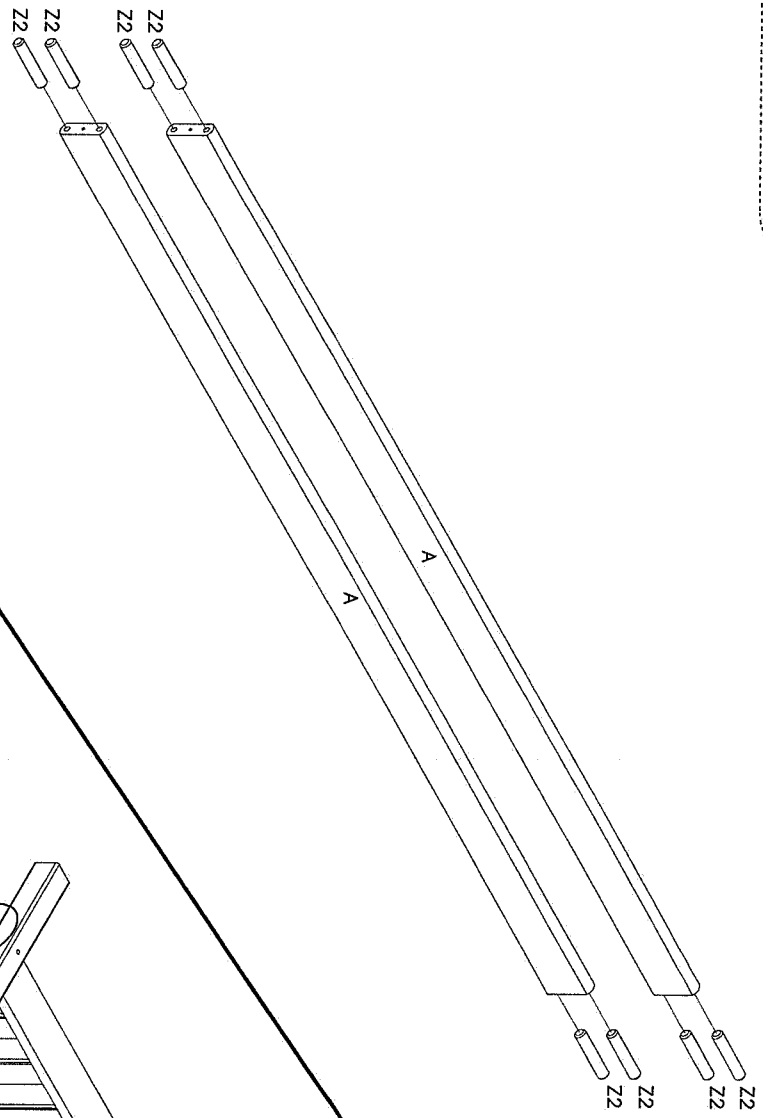
Siehe Aufbauanleitung im karton no. 80-20101-40

Zie voor de montage-instructie pakketnr. 80-20101-40

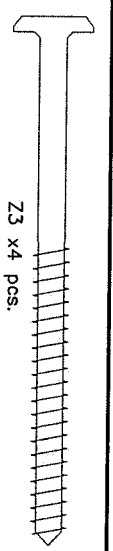




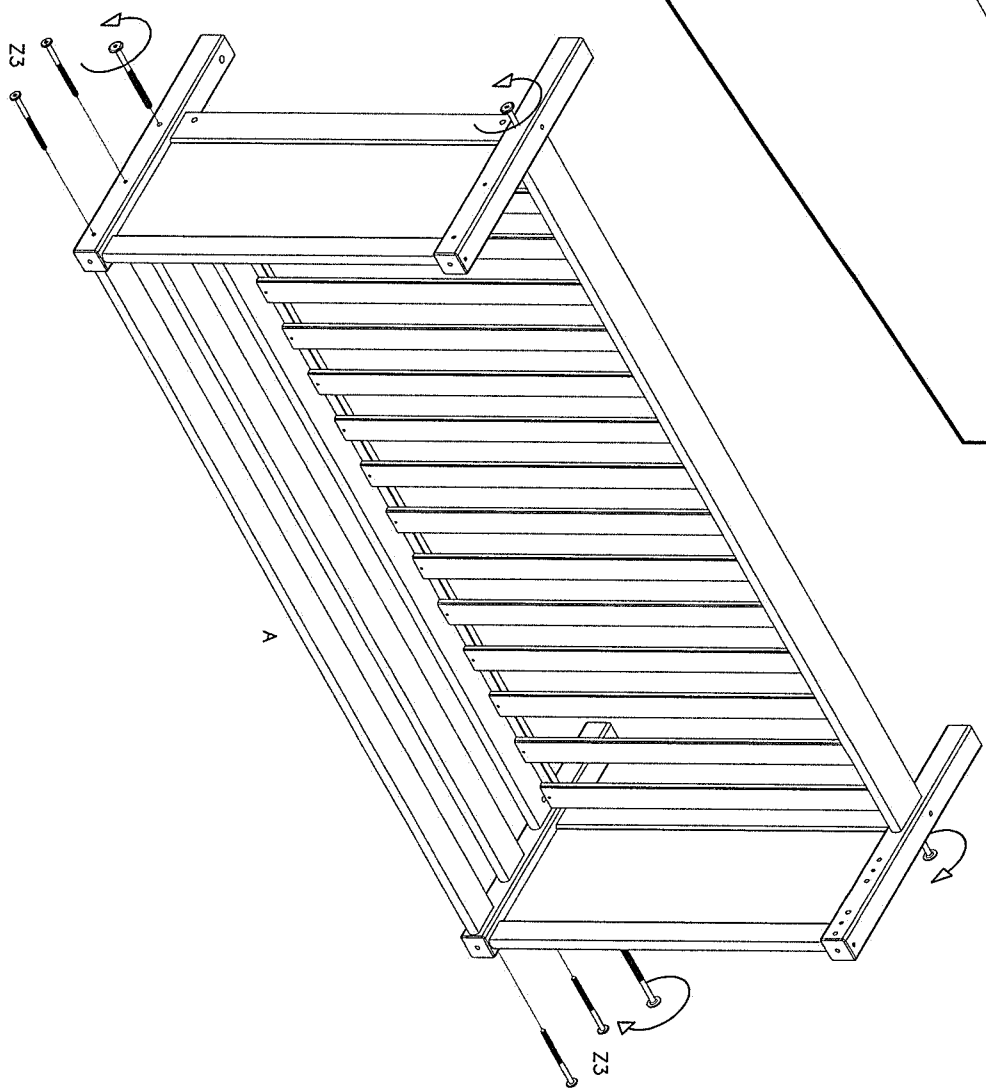
Z2 x8 pcs.

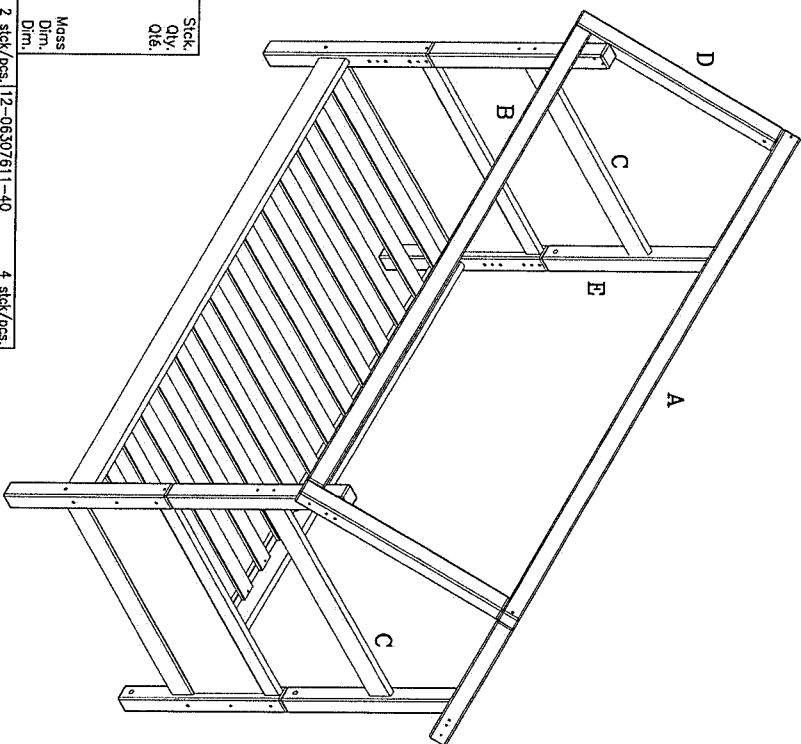


2



Z3 x4 pcs.

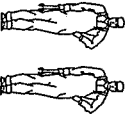
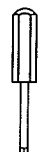




Before assembling this product, please ensure that all the components supplied comply with the list on this page. All Screw-type fittings can be tightened with this tool.

Avant de commencer l'assemblage, veuillez contrôler si tous les objets indiqués sont présents. Tous les vis peuvent être serrés par cet outil.

Vorur Sie mit dem Aufbau beginnen, kontrollieren Sie ob alle auf der Zeichnung angegebenen Teile vorhanden sind. Bitte verwenden Sie zur Montage einen Kreuzschraubenzieher und den beiliegenden Innesschraubenschlüssel.



Part no.  
Réf. No

See picture no.  
Image no

Stk.  
Qty.  
Qté.

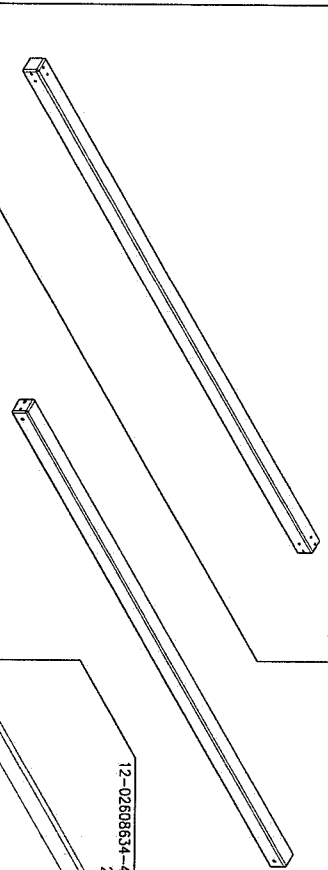
Mass  
Dim.  
Dim.

12-06322191-40

1 stick/pcs. 12-06320931-40

2 stick/pcs. 12-06307611-40

4 stick/pcs.



12-02608634-40  
2 stick/pcs.

12-06307001-40  
761x63x63  
4 stick/pcs.

See assembly instruction in box no. 80-20101-40  
Voir notice de montage dans la caisse no. 80-20101-40  
Siehe Aufbauanleitung im karton no. 80-20101-40  
Zie voor de montage-instructie pakketnr. 80-20101-40

2219x63x63 B

3930-10050 4 stick/pcs. 3909-70100

2093x63x63 C

3917-10012 4 stick/pcs.

863x89x26 E

700x63x63 4 stick/pcs. 4033-004 2 stick/pcs.

Z2

ø10x50 mm.

3913-06120 4 stick/pcs.

Z3

ø7x100 mm.

Z11

M10x12 mm.

Z17

ø15x28 mm.

Z19

ø8x40 mm.

Z21

ø10x80 mm.

Z29

M6/ø10x20 mm.

Z30

M6/ø10x48 mm.

Z28

ø16 mm.

Z28

M6x120 mm.

Z29

M6/ø10x20 mm.

Z30

M6/ø10x48 mm.

Z31

ø8/M6x15 mm.

Z21

ø10x80 mm.

Z29

M6/ø10x20 mm.

Z30

M6/ø10x48 mm.

Z31

Z28

M6x120 mm.

Z29

M6/ø10x20 mm.

Z30

M6/ø10x48 mm.

Z31

ø8/M6x15 mm.

Z21

ø10x80 mm.

Z29

M6/ø10x20 mm.

Z30

M6/ø10x48 mm.

Z31

ø8/M6x15 mm.

Z21

Z28

M6x120 mm.

Z29

M6/ø10x20 mm.

Z30

M6/ø10x48 mm.

Z31

ø8/M6x15 mm.

Z21

ø10x80 mm.

Z29

M6/ø10x20 mm.

Z30

M6/ø10x48 mm.

Z31

ø8/M6x15 mm.

Z21

Z28

M6x120 mm.

Z29

M6/ø10x20 mm.

Z30

M6/ø10x48 mm.

Z31

ø8/M6x15 mm.

Z21

ø10x80 mm.

Z29

M6/ø10x20 mm.

Z30

M6/ø10x48 mm.

Z31

ø8/M6x15 mm.

Z21

Z28

M6x120 mm.

Z29

M6/ø10x20 mm.

Z30

M6/ø10x48 mm.

Z31

ø8/M6x15 mm.

Z21

ø10x80 mm.

Z29

M6/ø10x20 mm.

Z30

M6/ø10x48 mm.

Z31

ø8/M6x15 mm.

Z21

Z28

M6x120 mm.

Z29

M6/ø10x20 mm.

Z30

M6/ø10x48 mm.

Z31

ø8/M6x15 mm.

Z21

ø10x80 mm.

Z29

M6/ø10x20 mm.

Z30

M6/ø10x48 mm.

Z31

ø8/M6x15 mm.

Z21

Z28

M6x120 mm.

Z29

M6/ø10x20 mm.

Z30

M6/ø10x48 mm.

Z31

ø8/M6x15 mm.

Z21

ø10x80 mm.

Z29

M6/ø10x20 mm.

Z30

M6/ø10x48 mm.

Z31

ø8/M6x15 mm.

Z21

Z28

M6x120 mm.

Z29

M6/ø10x20 mm.

Z30

M6/ø10x48 mm.

Z31

ø8/M6x15 mm.

Z21

ø10x80 mm.

Z29

M6/ø10x20 mm.

Z30

M6/ø10x48 mm.

Z31

ø8/M6x15 mm.

Z21

Z28

M6x120 mm.

Z29

M6/ø10x20 mm.

Z30

M6/ø10x48 mm.

Z31

ø8/M6x15 mm.

Z21

ø10x80 mm.

Z29

M6/ø10x20 mm.

Z30

M6/ø10x48 mm.

Z31

ø8/M6x15 mm.

Z21

Z28

M6x120 mm.

Z29

M6/ø10x20 mm.

Z30

M6/ø10x48 mm.

Z31

ø8/M6x15 mm.

Z21

ø10x80 mm.

Z29

M6/ø10x20 mm.

Z30

M6/ø10x48 mm.

Z31

ø8/M6x15 mm.

Z21

Z28

M6x120 mm.

Z29

M6/ø10x20 mm.

Z30

M6/ø10x48 mm.

Z31

ø8/M6x15 mm.

Z21

ø10x80 mm.

Z29

M6/ø10x20 mm.

Z30

M6/ø10x48 mm.

Z31

ø8/M6x15 mm.

Z21

Z28

M6x120 mm.

Z29

M6/ø10x20 mm.

Z30

M6/ø10x48 mm.

Z31

ø8/M6x15 mm.

Z21

ø10x80 mm.

Z29

M6/ø10x20 mm.

Z30

M6/ø10x48 mm.

Z31

ø8/M6x15 mm.

Z21

Z28

M6x120 mm.

Z29

M6/ø10x20 mm.

Z30

M6/ø10x48 mm.

Z31

ø8/M6x15 mm.

Z21

ø10x80 mm.

Z29

M6/ø10x20 mm.

Z30

M6/ø10x48 mm.

Z31

ø8/M6x15 mm.

Z21

Z28

M6x120 mm.

Z29

M6/ø10x20 mm.

Z30

M6/ø10x48 mm.

Z31

ø8/M6x15 mm.

Z21

ø10x80 mm.

Z29

M6/ø10x20 mm.

Z30

M6/ø10x48 mm.

Z31

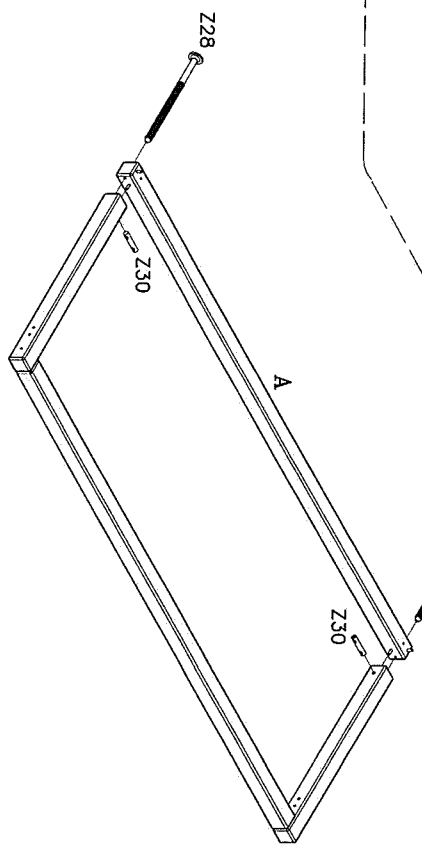
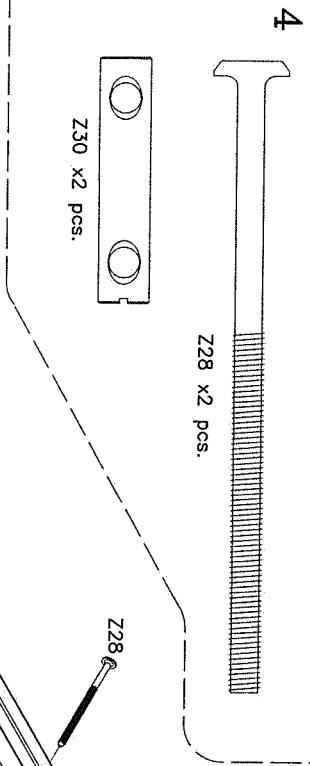
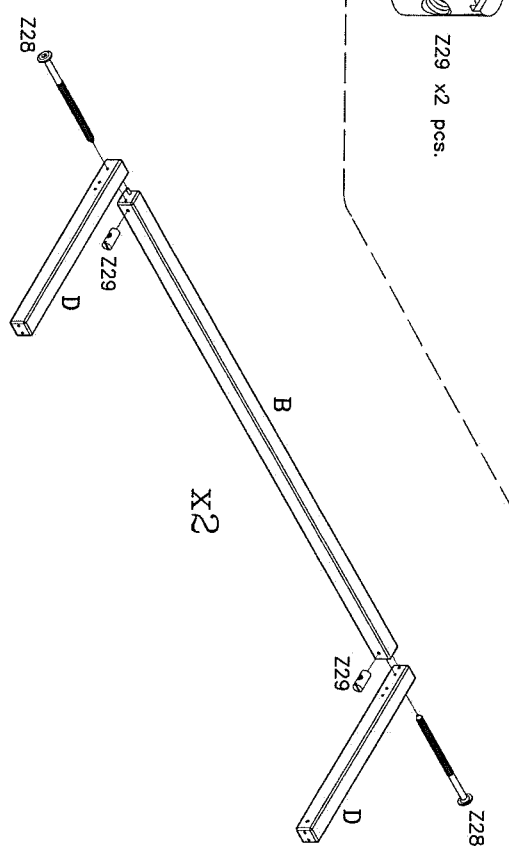
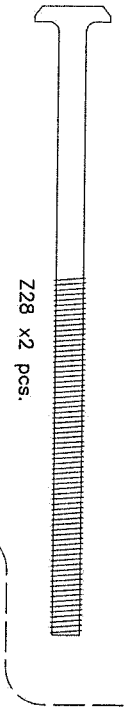
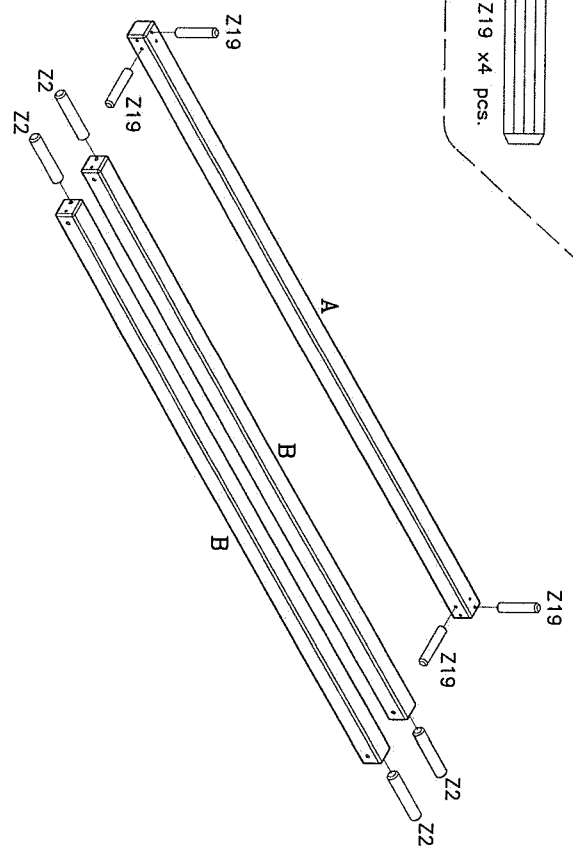
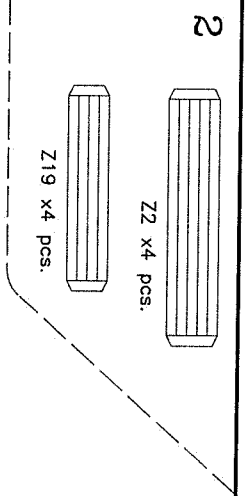
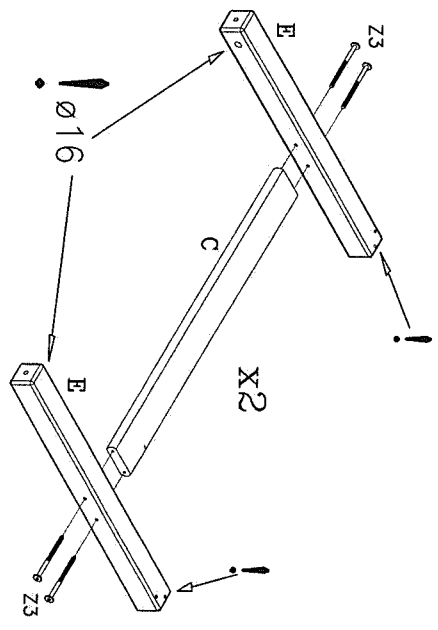
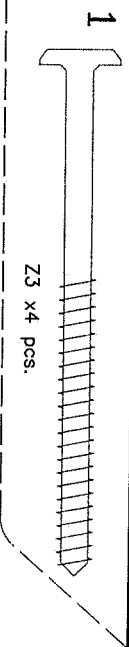
ø8/M6x15 mm.

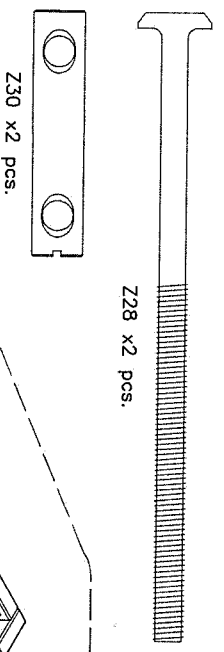
Z21

Z28

M6x120 mm.

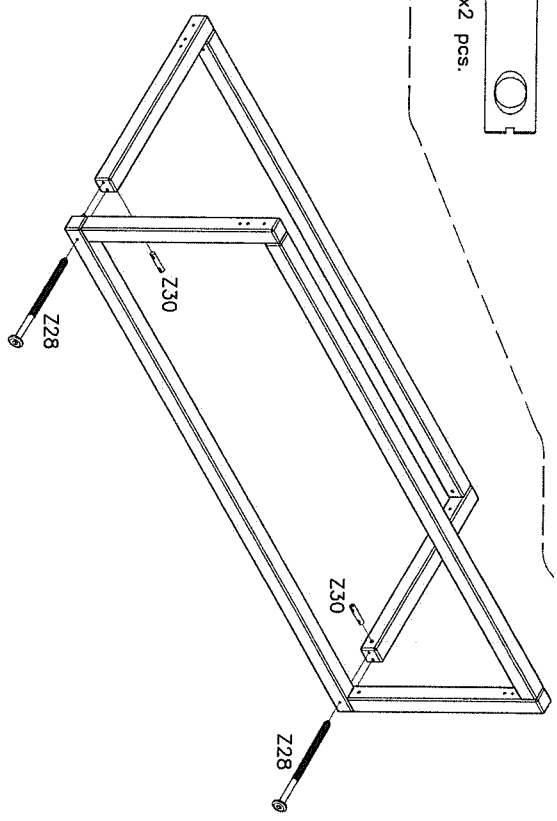
Z29



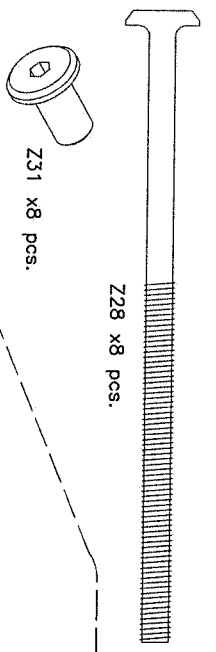


Z28 x2 pcs.

Z30 x2 pcs.

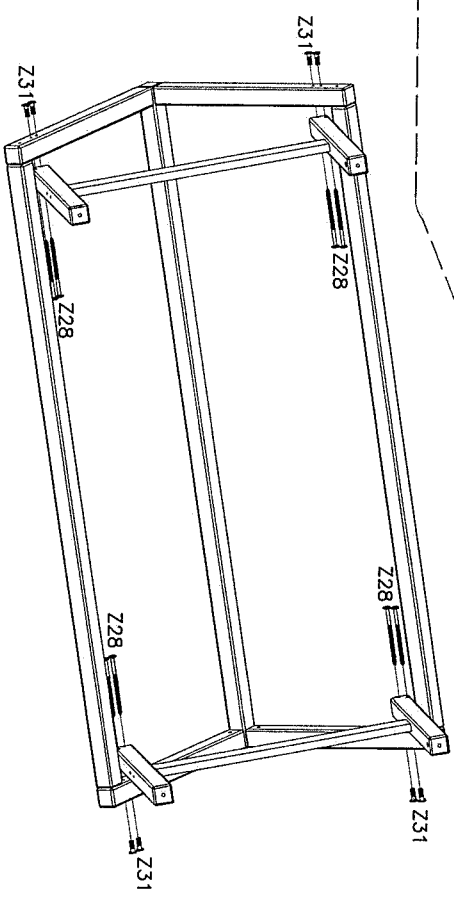


5



Z28 x8 pcs.

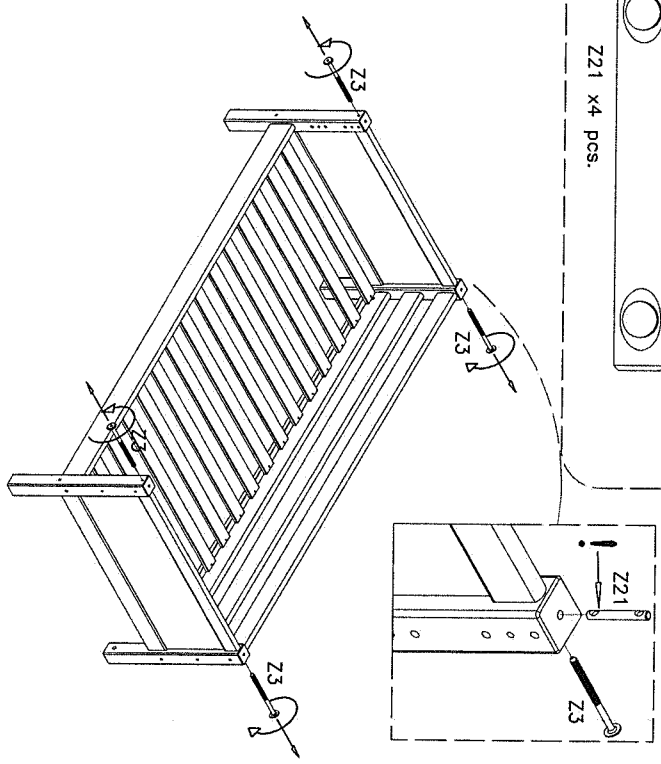
Z31 x8 pcs.



6



Z21 x4 pcs.

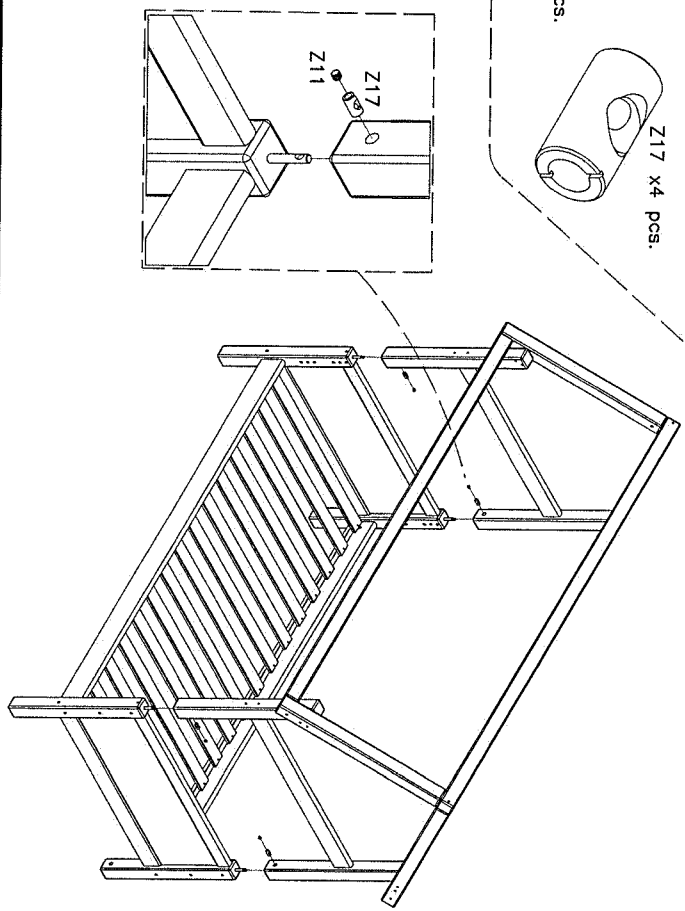


7



Z11 x4 pcs.

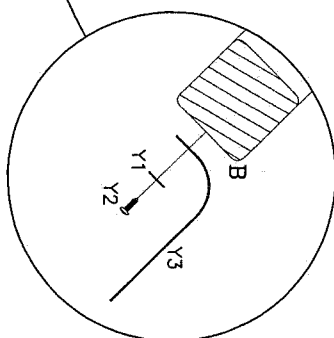
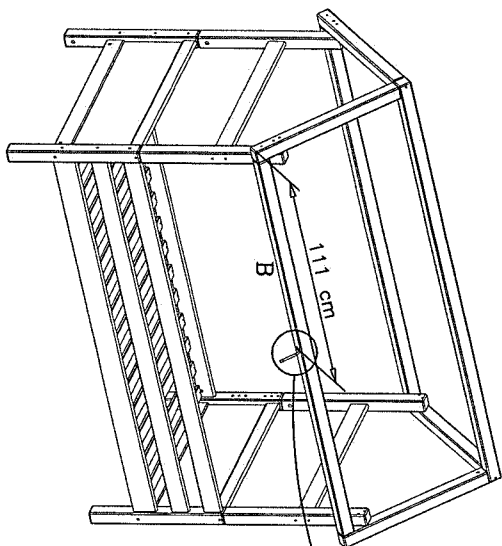
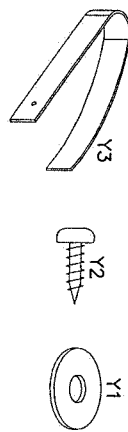
Z17 x4 pcs.



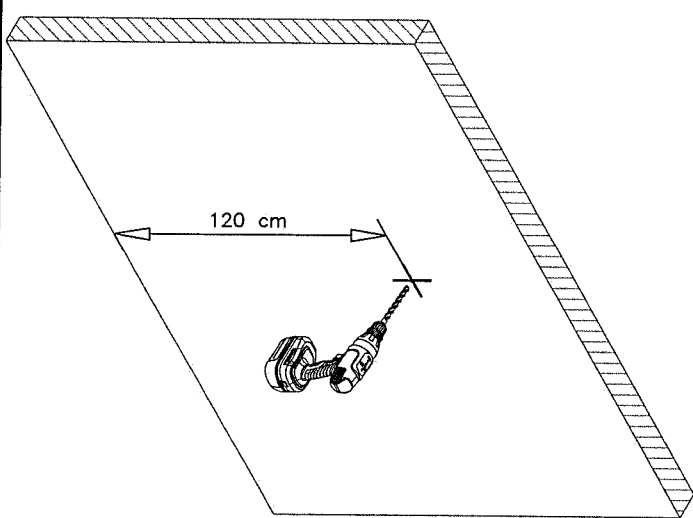
8



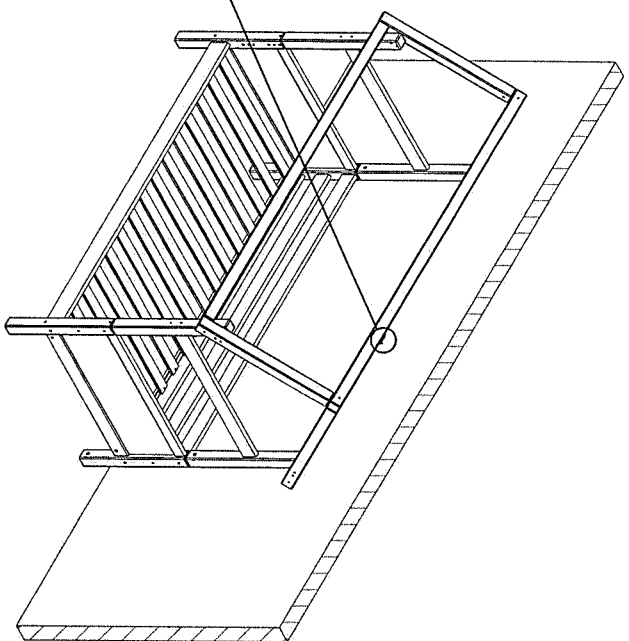
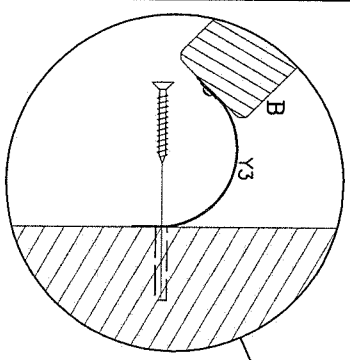
9

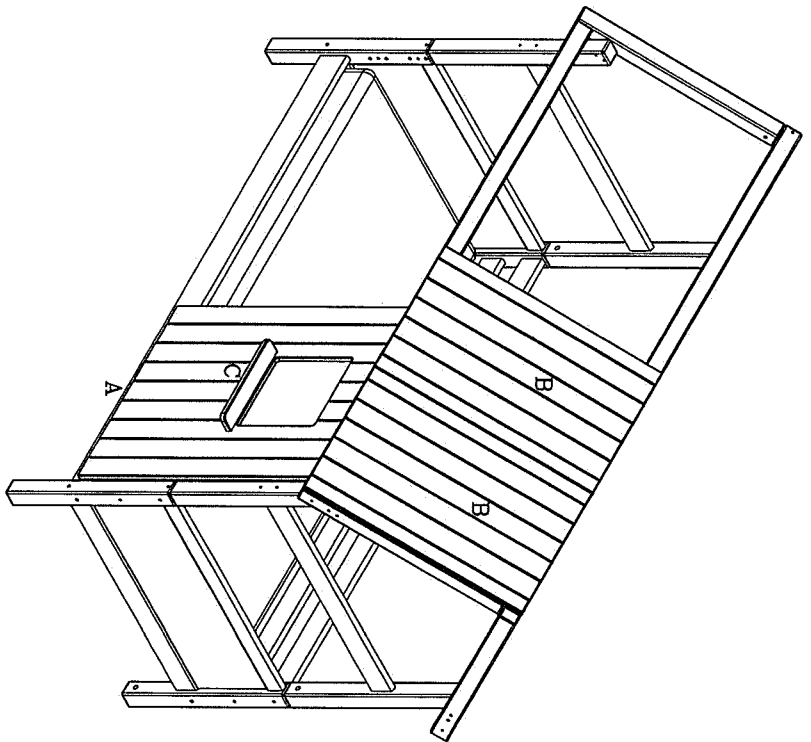


10



11



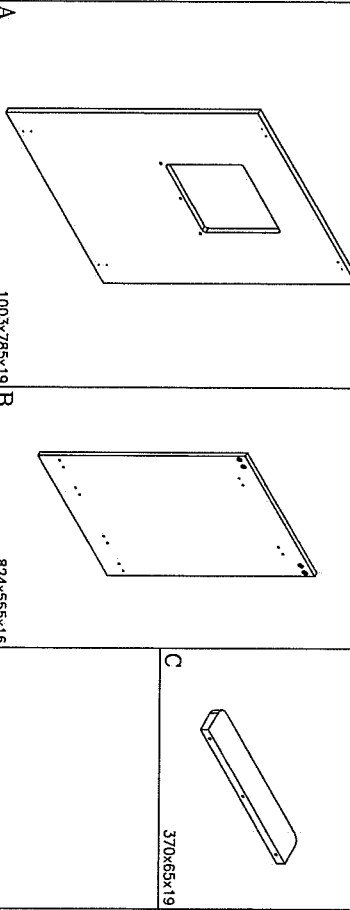


Before assembling this product, please read all the instructions carefully with the list on this page. All Screw-type fittings can be tightened with this tool.

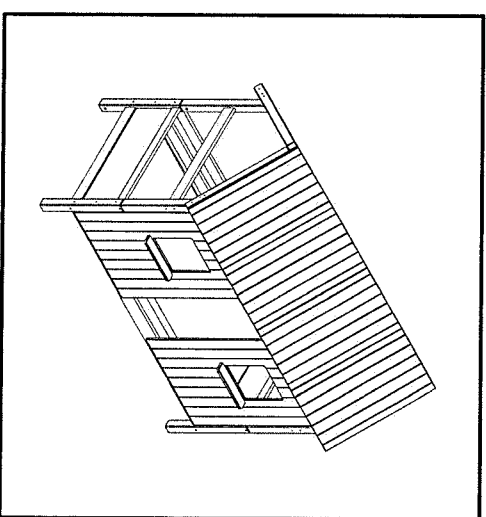

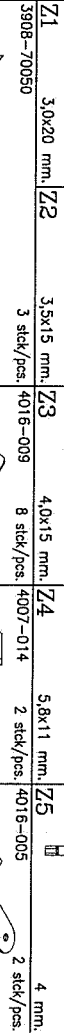
Avant de commencer l'assemblage, veuillez contrôler si tous les objets indiqués sont présents. Tous les vis peuvent être serrés par cet outil.

Bevor Sie mit dem Aufbau beginnen, kontrollieren Sie ob alle auf der Zeichnung angegebenen Teile vorhanden sind. Verwenden Sie zur Montage alle Insechsschraubenzieher und den beiliegenden Insechsschraubenschlüssel.

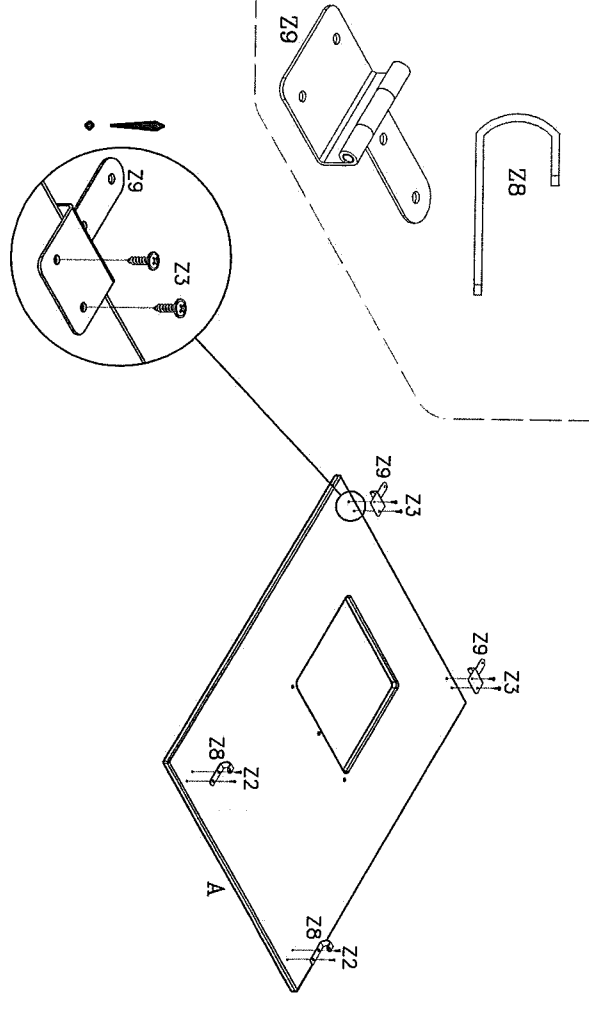
Part no. Réf No	Qty. Qté	Mass Dim.
4301-1910031-40	1	stick/pcs.
12-01903701-40	2	stick/pcs.
370x65x19	1	stick/pcs.



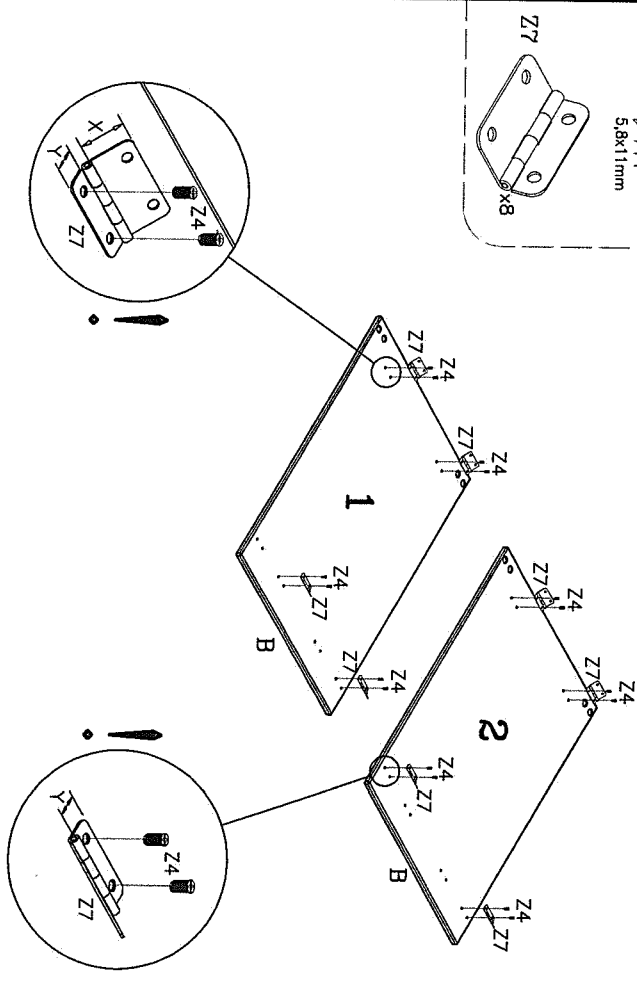
Part no.	Qty.	Mass
3901-30020	2	stick/pcs.
3901-35015	4	stick/pcs.
3903-40015	24	stick/pcs.
3907-58011	16	stick/pcs.
4033-004	1	stick/pcs.



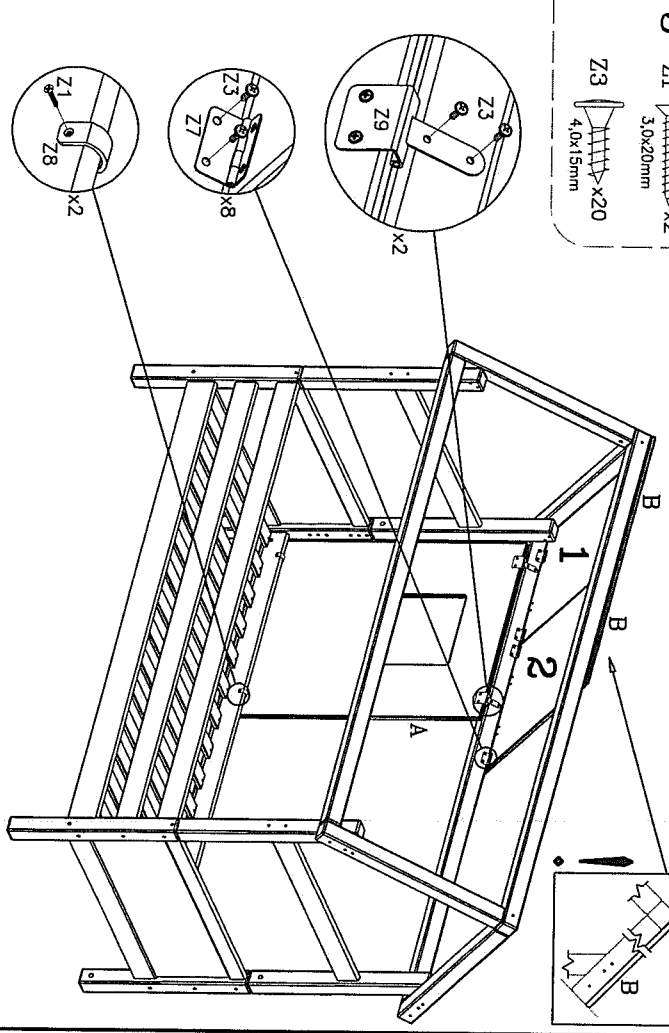
- 1** Z2 x4 3,5x15mm Z3 x4 4,0x15mm



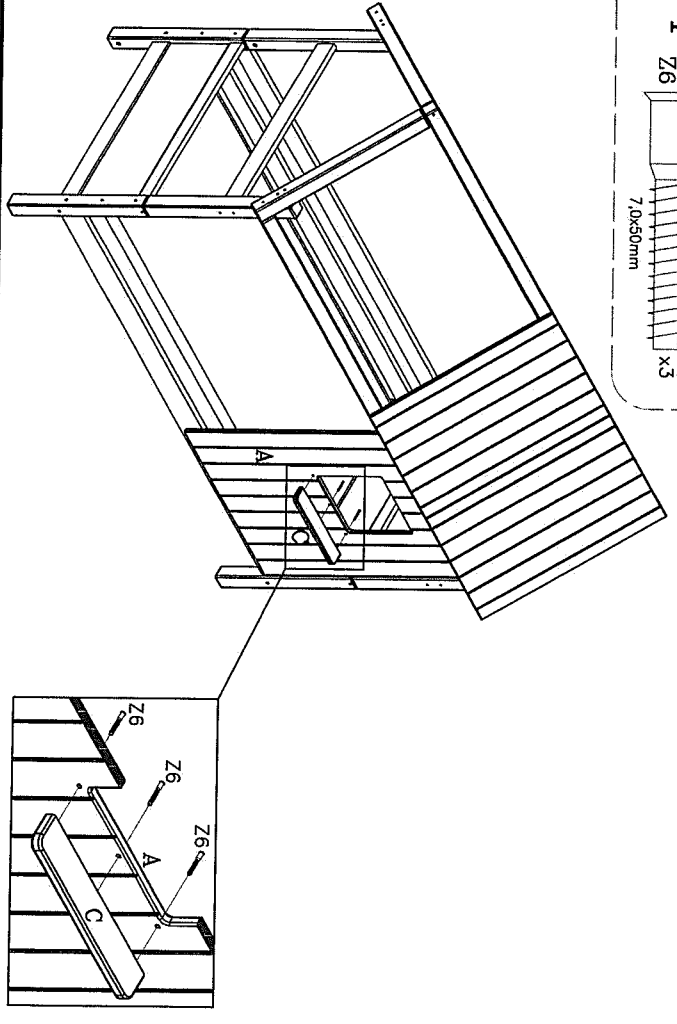
- 2** Z4 x16 5,8x11mm Z7 x8



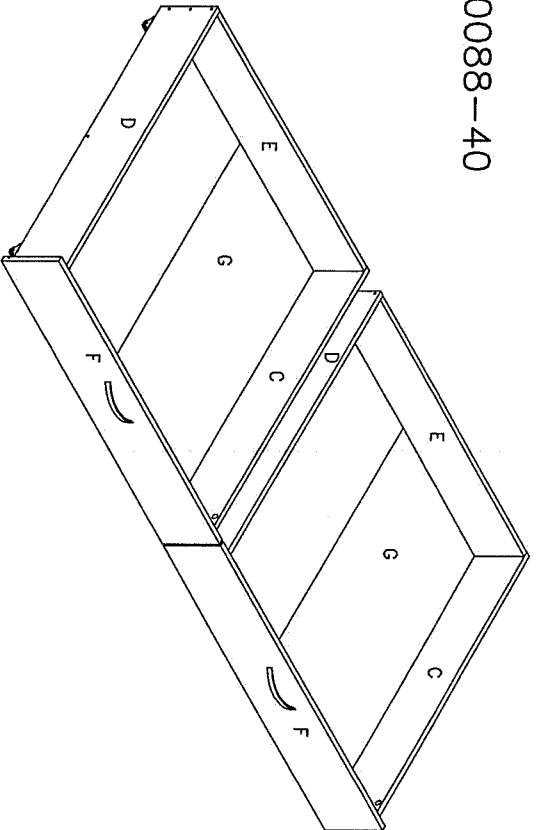
- 3** Z1 x2 3,0x20mm Z3 x20 4,0x15mm



- 4** Z6 x3 7,0x50mm



# 82-20088-40



Before assembling this product, please ensure that all the components supplied comply with the list on this page. All Screw-Type fittings can be tightened with this tool.		Avant de commencer l'assemblage, veuillez contrôler si tous les objets indiqués sont présents. Tous les vis peuvent être serrés par cet outil.		Bevor Sie mit dem Aufbau beginnen, kontrollieren Sie ob alle auf der Zeichnung angegebenen Teile vorhanden sind. Bitte verwenden Sie zur Montage einen Kreuzschraubenzieher und den beiliegenden Insechschlüssel.		Ware-nr. Stock no. Ref. No.		Stück Qty. Qte. Dim.	
12-01508821	2 stick/pcs	15-01508981-40	2 stick/pcs	15-01508821-40	2 stick/pcs	4309-030893	2 stick/pcs	Steh- Bild-nr. See picture nr. Image no	Mess Dim.
A	882x65x15 mm	C	898x170x15 mm	E	882x170x15 mm	G	893x892/446x3 mm		
12-01508791-40	2 stick/pcs								
B	879x45x15 mm	D	898x170x15 mm	F	975x172x15 mm				
3901-40040	16 stick/pcs	3901-40060	6 stick/pcs	3902-35015	16 stick/pcs	3903-40035	6 stick/pcs	4001-010	2 stick/pcs
Z1	4.0x40 mm, 8 stick/pcs	Z2	4.0x60 mm, 8 stick/pcs	Z3	3.5x15 mm, 8 stick/pcs	Z4	4.0x35 mm, 4 stick/pcs	4003-002	8 stick/pcs
3930-08030	8 stick/pcs	3933-15010	8 stick/pcs	4020-005	8 stick/pcs	3912-04018	4 stick/pcs	Z10	8 stick/pcs
Z5	8x30 mm,	Z6	ø15x9.5 mm,	Z7	ø7x34 mm,	Z8	M4x18 mm,	Z9	128 mm,

### (GB): MAINTENANCE INSTRUCTIONS:

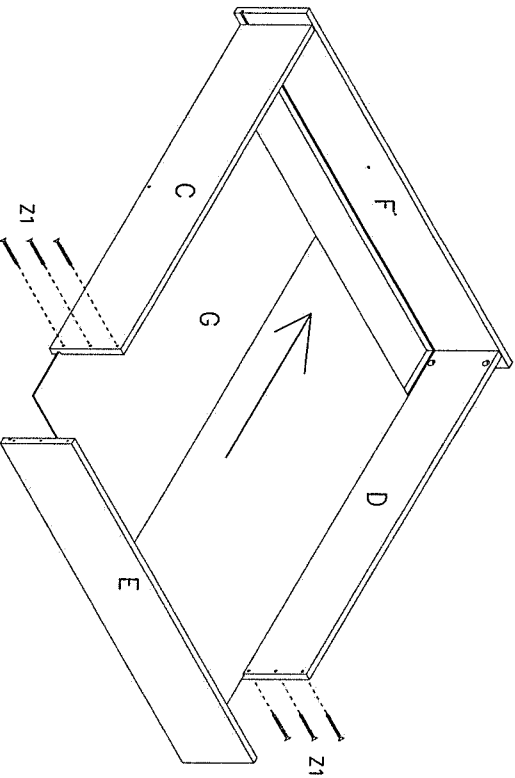
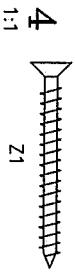
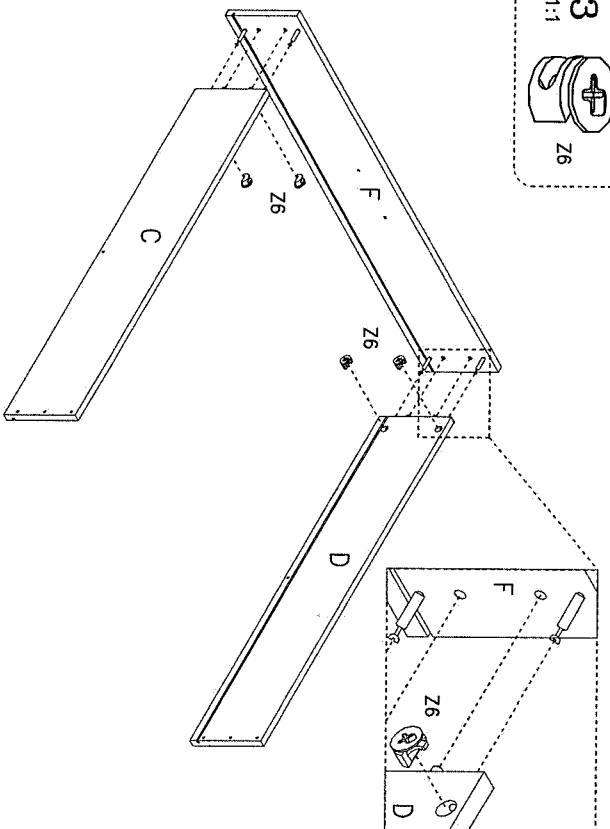
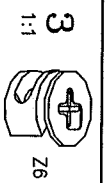
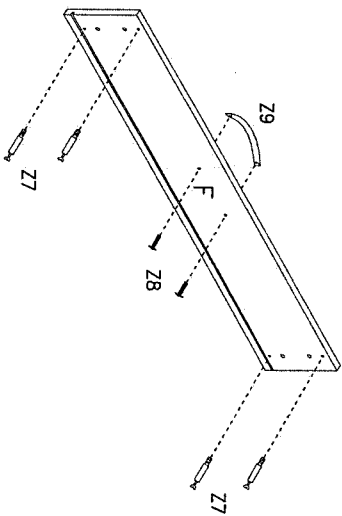
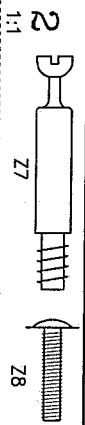
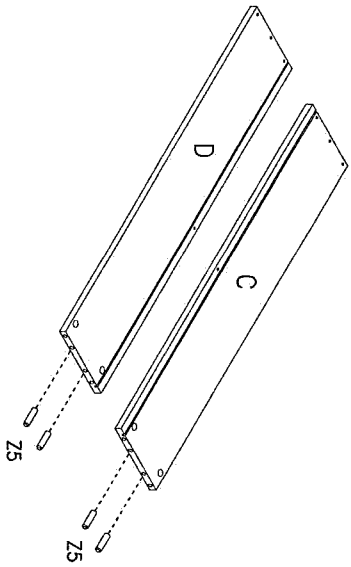

Screws and bolts should from time to time be retightened.  
**CLEANING:** Wooden, lacquered and painted as well as laminated surfaces should be wiped over with a cloth and a mild soap. Oil- and water-based stains can be cleaned with soapy water, e.g. brown soap. Wipe with a clean cloth.  
 To maintain the natural life in the furniture which is provided by the oil treatment, we recommend an oil aftercare of the furniture 1-2 times a year. The colourless natural oil for maintenance of oil-treated furniture is available at your local furniture store.

### (D): PFLEGEHINWEIS:

Schrauben und Bolzen sollen regelmäßig nachgezogen werden.  
**REINIGUNG:** Lackierte Holzoberflächen können mit einem sauberen weichen Tuch abgewischt werden.  
 Öl- und wasserlösliche Verschmutzungen können mit einem sauberen Lappen und Seifenwasser, z.B. Schwebelöl, entfernt werden.  
 Aussehen des Holzes zu bewahren, ist eine Öl-Nachbehandlung vom Möbelstück 1 bis 2 Mal pro Jahr empfehlenswert. Das farblose Öl für die Nachbehandlung der Möbel, kann in Ihrem Möbelgeschäft gekauft werden.

### (F): CONSEILS 'ENTRETIEN:

Votre lit doit être vérifié périodiquement afin de reserrer les vis.  
**NETTOYAGE:** Les surfaces bois, laqués, peintes et laminés peuvent être essuyées avec un chiffon et un savon doux.  
 HUILES: Des surfaces huilés peuvent être nettoyées avec l'eau savonneuse, l'huile de table, le savon doux, etc.  
 Pour maintenir l'aspect naturel du bois, nous vous recommandons une huile naturelle sans colorant peut être achetée dans votre magasin de meubles.



5

