


2 X



- (D) AUFBAUANLEITUNG
- (NL) HANDLEIDING VOOR DE MONTAGE
- (TR) MONTAJ TALIMATI
- (RO) INSTRUCTIUNI DE ASAMBLARE
- (F) INSTRUCTION D'ASSEMBLAGE
- (CZ) POKYNY K MONTÁŽI
- (BG) ИНСТРУКЦИИ ЗА МОНТАЖ
- (HR) NAPUTCI ZA MONTAŽU
- (E) INSTRUCCIONES DE MONTAJE


- (GB) ASSEMBLY INSTRUCTIONS
- (PL) INSTRUKCJA MONTAŻU
- (RU) Инструкция по монтажу
- (I) PROCEDURA DI ASSEMBLAGGIO
- (SK) POKYNY K MONTÁŽI
- (HU) KÖZGYŰLÉS UTASÍTÁSOK
- (SLO) ASSEMBLY INSTRUCTIONS
- (S) MONTERINGSANVISNING
- (LT) DIEGIMO INSTRUKCIJOS

designwerk

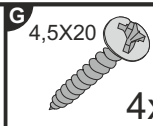
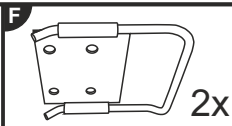
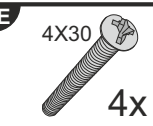
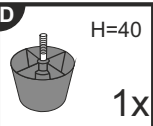
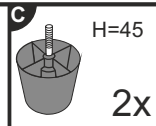
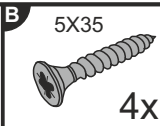
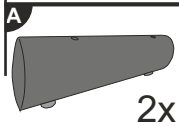
FIRST CLASS LIVING



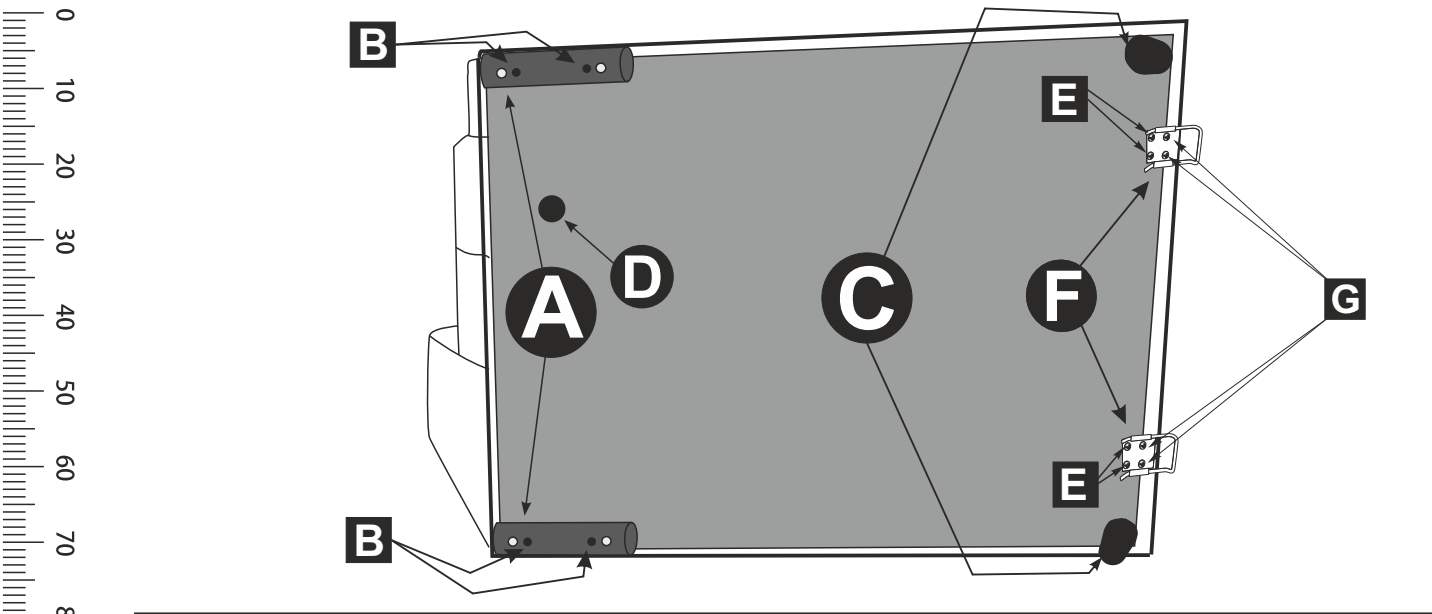
# „TEMPLE” ELEMENT AT LI



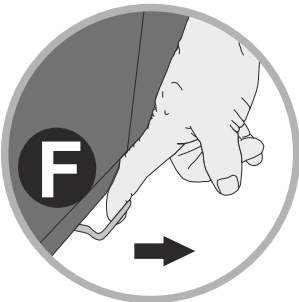
1/2




PRE-ASSEMBLED/  
PRÉ ASSEMBLÉ/  
VORMONTIERT/  
PREMONTATO/  
WSTĘPNIE ZAMONTOWANE



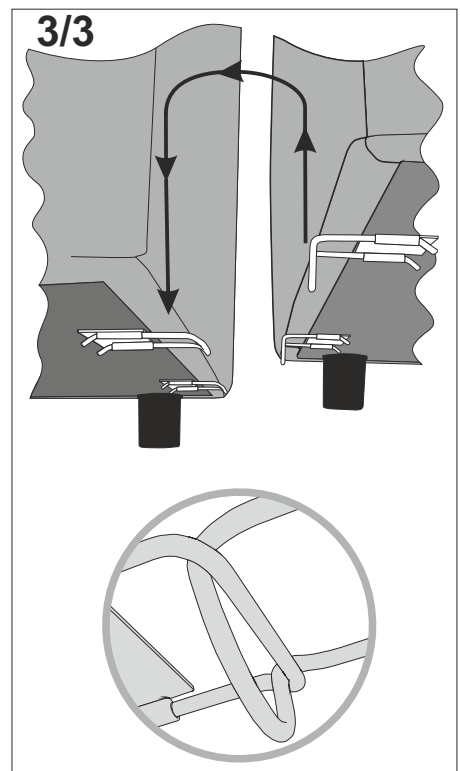
1/3




2/3



3/3



2 X




- (D) AUFBAUANLEITUNG
- (NL) HANDLEIDING VOOR DE MONTAGE
- (TR) MONTAJ TALIMATI
- (RO) INSTRUCTIUNI DE ASAMBLARE
- (F) INSTRUCTION D'ASSEMBLAGE
- (CZ) POKYNY K MONTÁŽI
- (BG) ИНСТРУКЦИИ ЗА МОНТАЖ
- (HR) NAPUTCI ZA MONTAŽU
- (E) INSTRUCCIONES DE MONTAJE
- (GB) ASSEMBLY INSTRUCTIONS
- (PL) INSTRUKCJA MONTAŻU
- (RU) Инструкция по монтажу
- (I) PROCEDURA DI ASSEMBLAGGIO
- (SK) POKYNY K MONTÁŽI
- (HU) KÖZGYŰLÉS UTASÍTÁSOK
- (SLO) ASSEMBLY INSTRUCTIONS
- (S) MONTERINGSANVISNING
- (LT) DIEGIMO INSTRUKCIJOS

designwerk


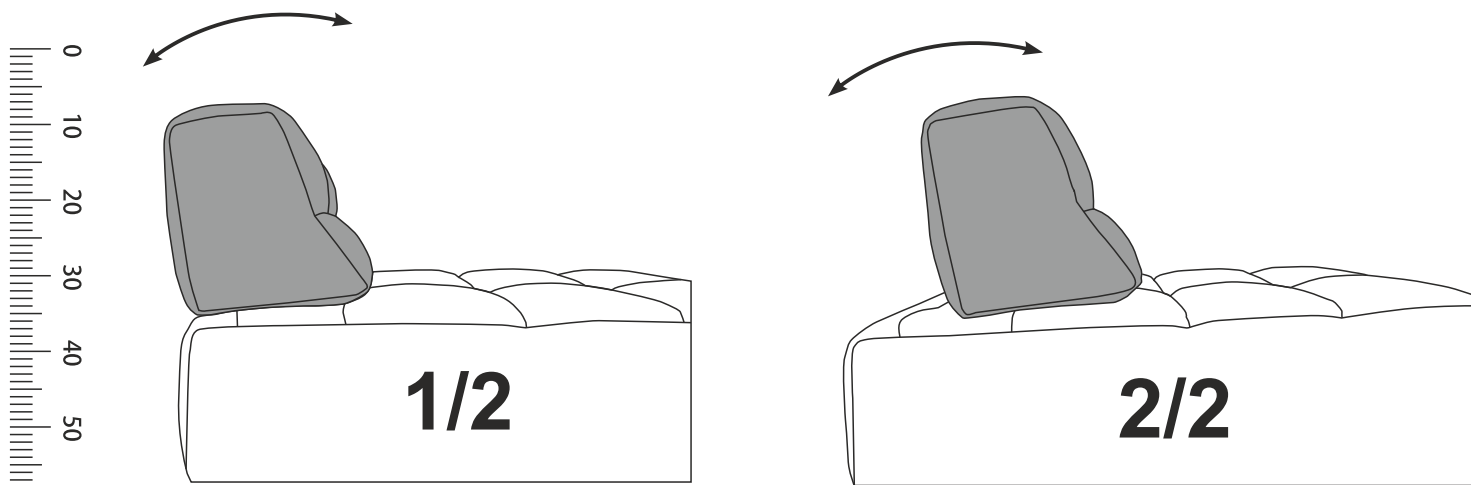
FIRST CLASS LIVING

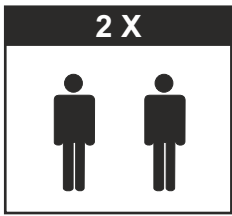


### „TEMPLE” ELEMENT AT LI



2/2

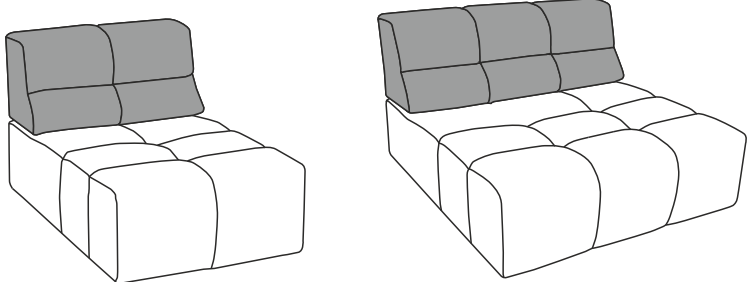




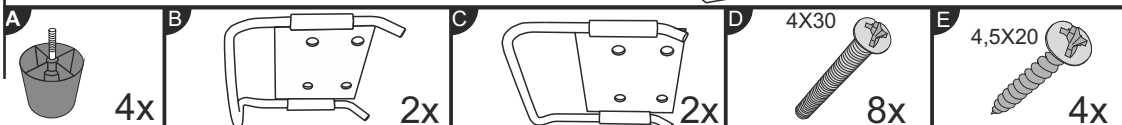
- |                                  |                               |
|----------------------------------|-------------------------------|
| (D) AUFBAUANLEITUNG              | (GB) ASSEMBLY INSTRUCTIONS    |
| (NL) HANDLEIDING VOOR DE MONTAGE | (PL) INSTRUKCJA MONTAŻU       |
| (TR) MONTAJ TALIMATI             | (RU) Инструкция по монтажу    |
| (RO) INSTRUCTIUNI DE ASAMBLARE   | (I) PROCEDURA DI ASSEMBLAGGIO |
| (F) INSTRUCTION D'ASSEMBLAGE     | (SK) POKYNY K MONTÁŽI         |
| (CZ) POKYNY K MONTÁŽI            | (HU) KÖZGYŰLÉS UTASÍTÁSOK     |
| (BG) ИНСТРУКЦИИ ЗА МОНТАЖ        | (SL) ASSEMBLY INSTRUCTIONS    |
| (HR) NAPUTCI ZA MONTAŽU          | (S) MONTERINGSANVISNING       |
| (E) INSTRUCCIONES DE MONTAJE     | (LT) DIEGIMO INSTRUKCIJOS     |



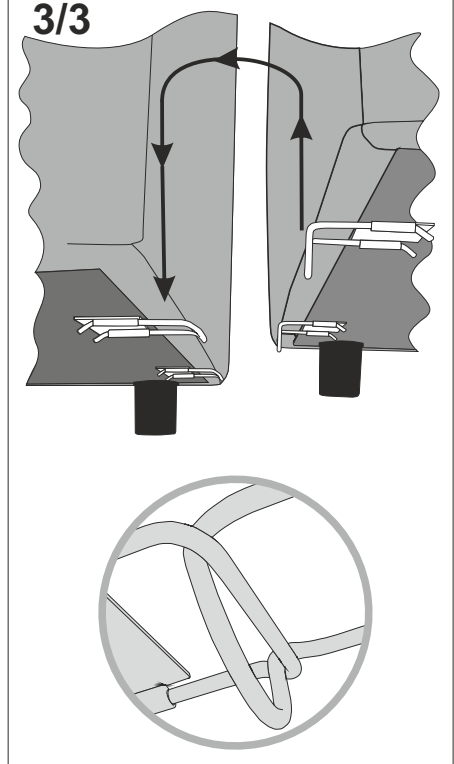

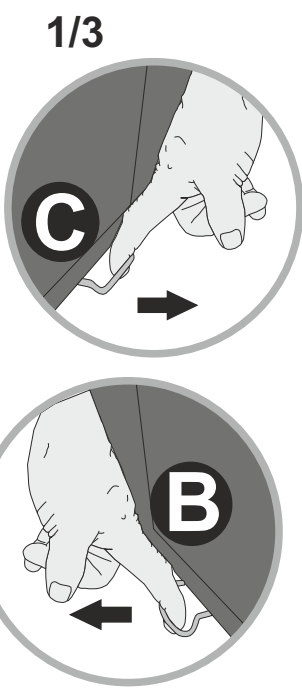
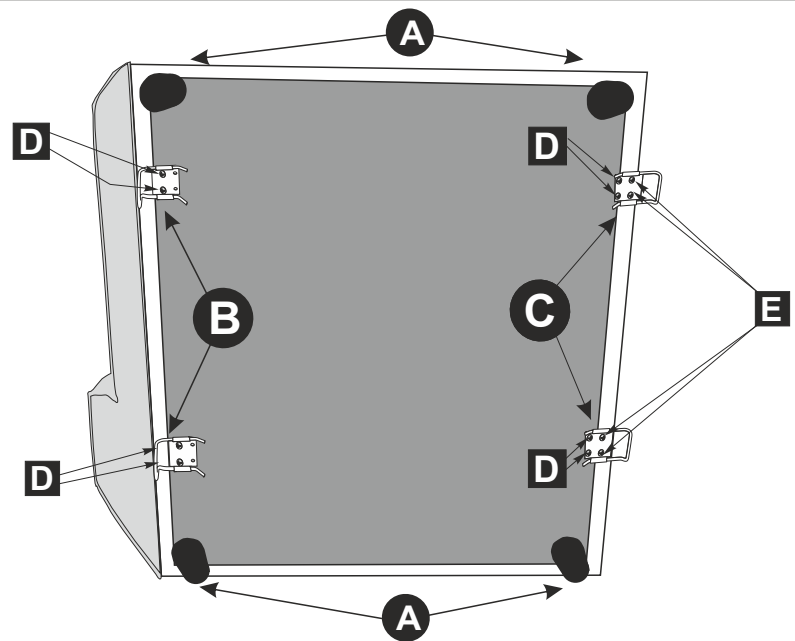
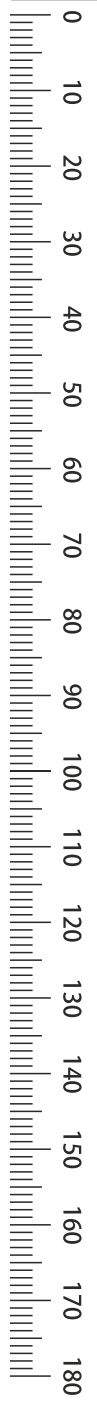
**„TEMPLE”  
ELEMENT OHNE AT 70  
ELEMENT OHNE AT 105**

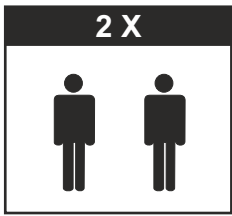


**1/2**



PRE-ASSEMBLED/  
PRÉ ASSEMBLÉ/  
VORMONTIERT/  
PREMONTATO/  
WSTĘPNIE ZAMONTOWANE



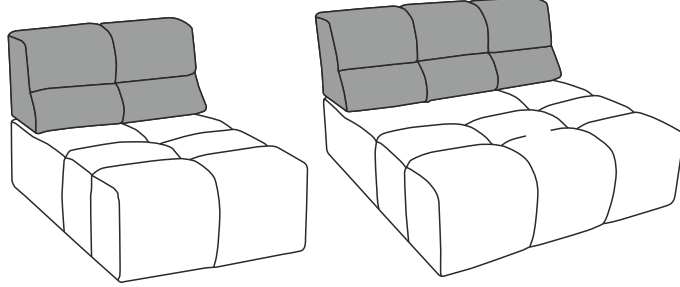


- (D) AUFBAUANLEITUNG
- (NL) HANDLEIDING VOOR DE MONTAGE
- (TR) MONTAJ TALIMATI
- (RO) INSTRUCIUNI DE ASAMBLARE
- (F) INSTRUCTION D'ASSEMBLAGE
- (CZ) POKYNY K MONTÁŽI
- (BG) ИНСТРУКЦИИ ЗА МОНТАЖ
- (HR) NAPUTCI ZA MONTAŽU
- (E) INSTRUCCIONES DE MONTAJE

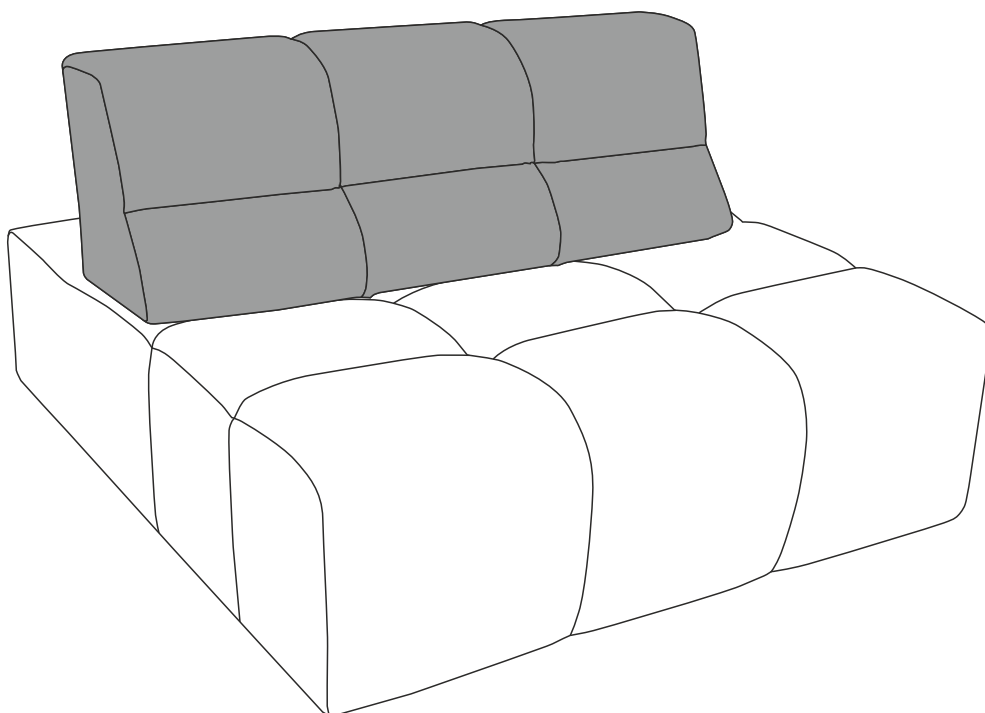
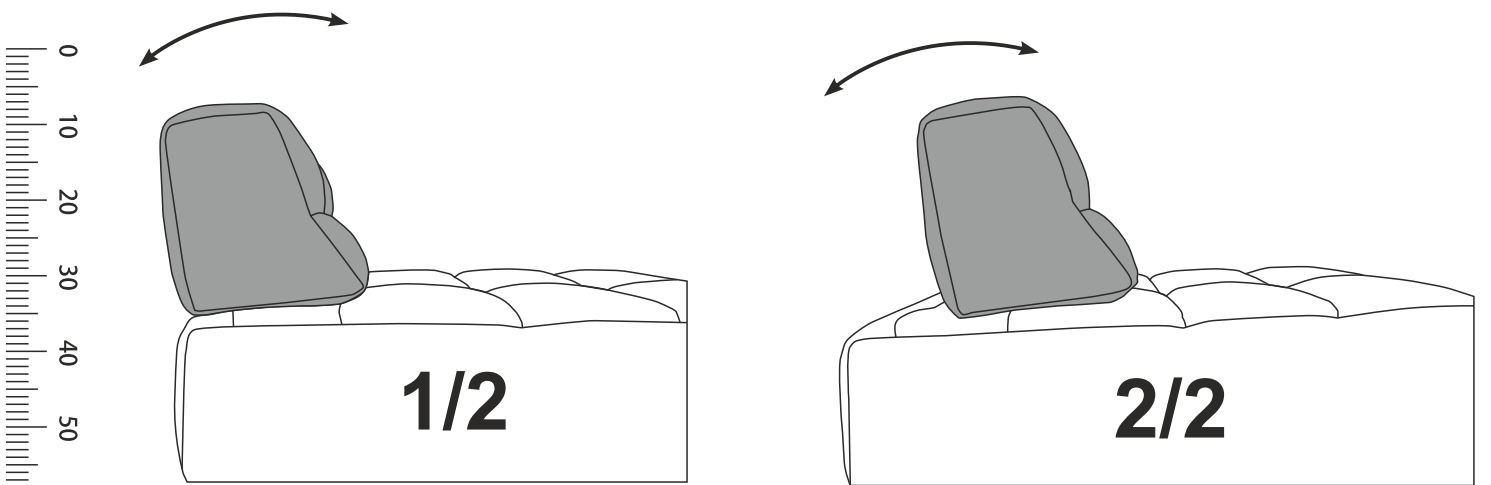
- (GB) ASSEMBLY INSTRUCTIONS
- (PL) INSTRUKCJA MONTAŻU
- (RU) Инструкция по монтажу
- (I) PROCEDURA DI ASSEMBLAGGIO
- (SK) POKYNY K MONTÁŽI
- (HU) KÖZGYŰLÉS UTASÍTÁSOK
- (SLO) ASSEMBLY INSTRUCTIONS
- (S) MONTERINGSANVISNING
- (LT) DIEGIMO INSTRUKCIJOS

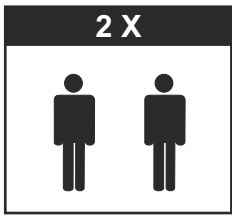


„TEMPLE”  
ELEMENT OHNE AT 70  
ELEMENT OHNE AT 105



2/2




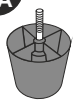
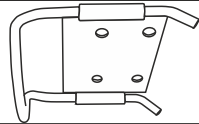
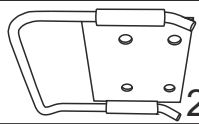




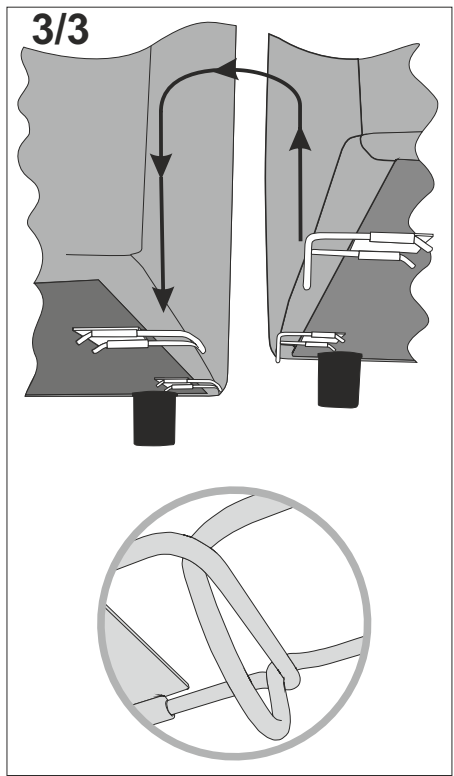

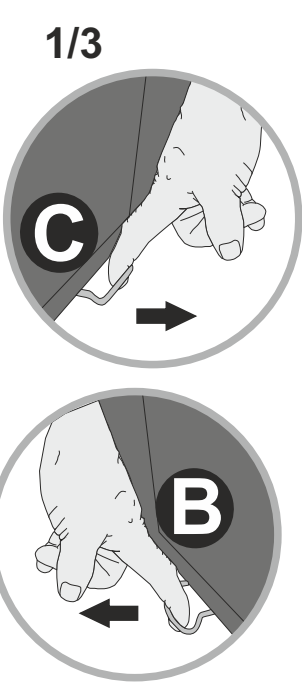
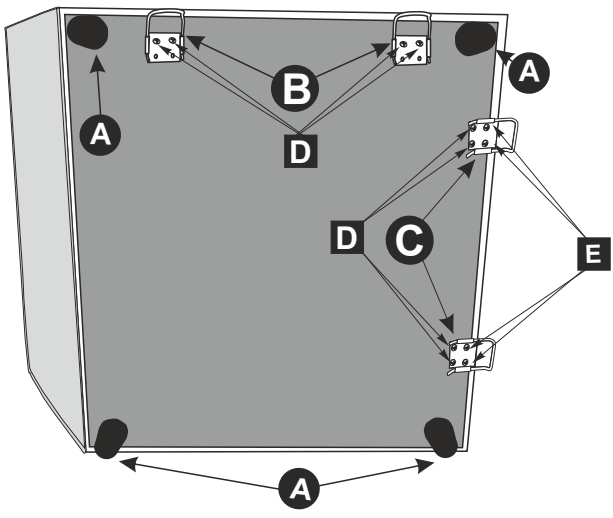
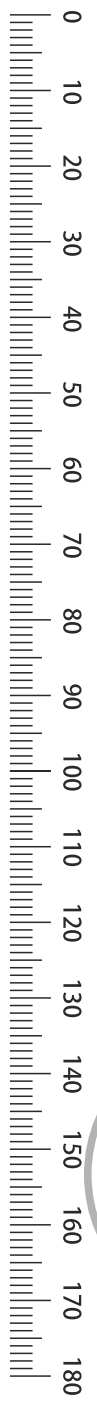
- |                                  |                               |
|----------------------------------|-------------------------------|
| (D) AUFBAUANLEITUNG              | (GB) ASSEMBLY INSTRUCTIONS    |
| (NL) HANDLEIDING VOOR DE MONTAGE | (PL) INSTRUKCJA MONTAŻU       |
| (TR) MONTAJ TALIMATI             | (RU) Инструкция по монтажу    |
| (RO) INSTRUCTIUNI DE ASAMBLARE   | (I) PROCEDURA DI ASSEMBLAGGIO |
| (F) INSTRUCTION D'ASSEMBLAGE     | (SK) POKYNY K MONTÁŽI         |
| (CZ) POKYNY K MONTÁŽI            | (HU) KÖZGYŰLÉS UTASÍTÁSOK     |
| (BG) ИНСТРУКЦИИ ЗА МОНТАЖ        | (SLO) ASSEMBLY INSTRUCTIONS   |
| (HR) NAPUTCI ZA MONTAŽU          | (S) MONTERINGSANVISNING       |
| (E) INSTRUCCIONES DE MONTAJE     | (LT) DIEGIMO INSTRUKCIJOS     |



**„TEMPLE”  
ECKE**



<b>A</b>  H=45 4x	<b>B</b>  2x	<b>C</b>  2x	<b>D</b>  4X30 8x	<b>E</b>  4,5X20 4x	PRE-ASSEMBLED/ PRÉ ASSEMBLÉ/ VORMONTIERT/ PREMONTATO/ WSTĘPNIE ZAMONTOWANE
--	---	---	---	---	--



2 X




- (D) AUFBAUANLEITUNG
- (NL) HANDLEIDING VOOR DE MONTAGE
- (TR) MONTAJ TALIMATI
- (RO) INSTRUCIUNI DE ASAMBLARE
- (F) INSTRUCTION D'ASSEMBLAGE
- (CZ) POKYNY K MONTÁŽI
- (BG) ИНСТРУКЦИИ ЗА МОНТАЖ
- (HR) NAPUTCI ZA MONTAŽU
- (E) INSTRUCCIONES DE MONTAJE

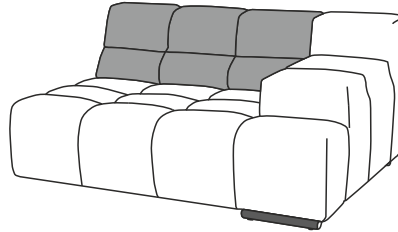
- (GB) ASSEMBLY INSTRUCTIONS
- (PL) INSTRUKCJA MONTAŻU
- (RU) Инструкция по монтажу
- (I) PROCEDURA DI ASSEMBLAGGIO
- (SK) POKYNY K MONTÁŽI
- (HU) KÖZGYŰLÉS UTASÍTÁSOK
- (SLO) ASSEMBLY INSTRUCTIONS
- (S) MONTERINGSANVISNING
- (LT) DIEGIMO INSTRUKCIJOS

designwerk

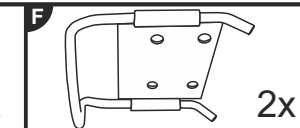
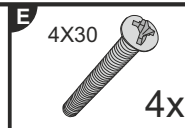
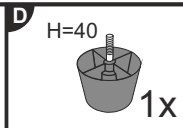
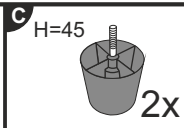
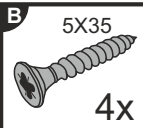
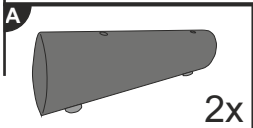
FIRST CLASS LIVING



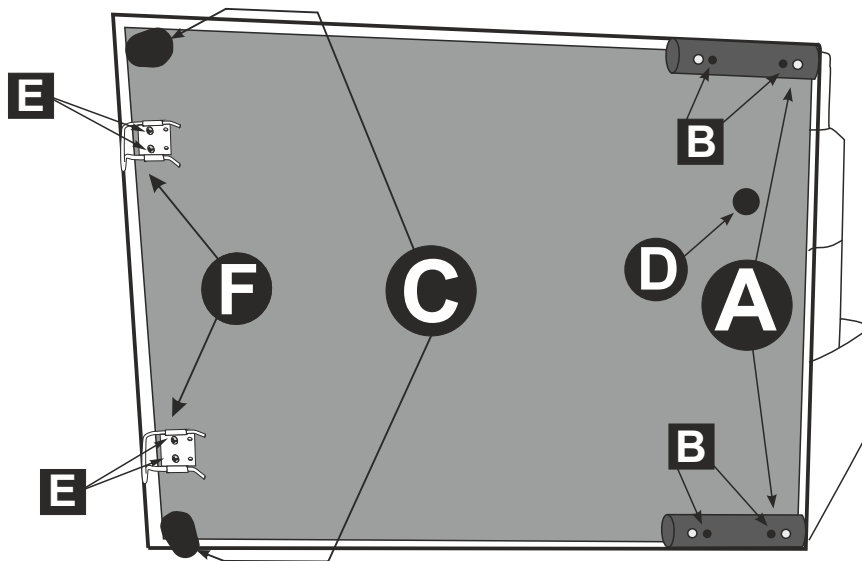
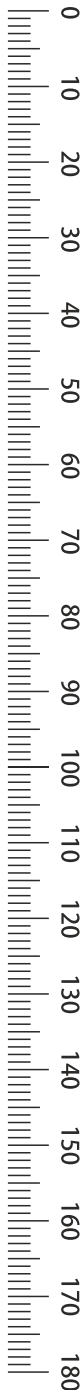
### „TEMPLE” ELEMENT AT RE



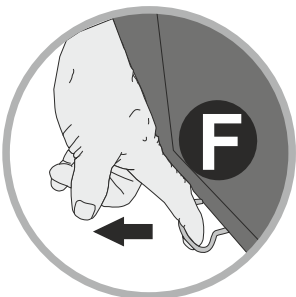
1/2




PRE-ASSEMBLED/  
PRÉ ASSEMBLÉ/  
VORMONTIERT/  
PREMONTATO/  
WSTĘPNIE ZAMONTOWANE



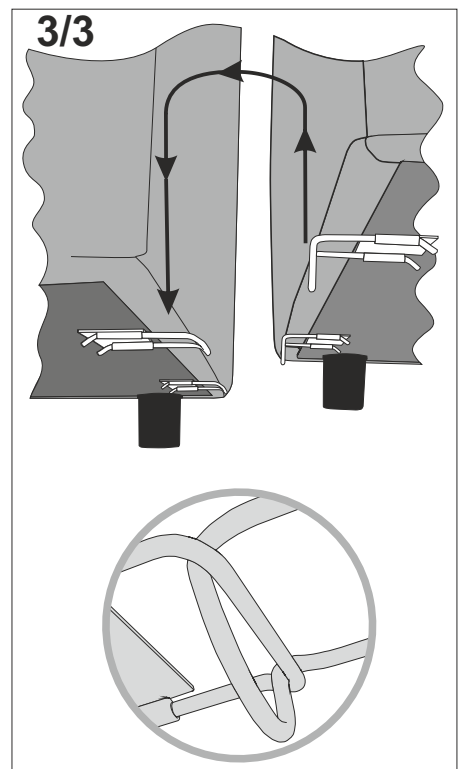
1/3



2/3



3/3



2 X




- (D) AUFBAUANLEITUNG
- (NL) HANDLEIDING VOOR DE MONTAGE
- (TR) MONTAJ TALIMATI
- (RO) INSTRUCIUNI DE ASAMBLARE
- (F) INSTRUCTION D'ASSEMBLAGE
- (CZ) POKYNY K MONTÁŽI
- (BG) ИНСТРУКЦИИ ЗА МОНТАЖ
- (HR) NAPUTCI ZA MONTAŽU
- (E) INSTRUCCIONES DE MONTAJE
- (GB) ASSEMBLY INSTRUCTIONS
- (PL) INSTRUKCJA MONTAŻU
- (RU) Инструкция по монтажу
- (I) PROCEDURA DI ASSEMBLAGGIO
- (SK) POKYNY K MONTÁŽI
- (HU) KÖZGYŰLÉS UTASÍTÁSOK
- (SLO) ASSEMBLY INSTRUCTIONS
- (S) MONTERINGSANVISNING
- (LT) DIEGIMO INSTRUKCIJOS

designwerk

FIRST CLASS LIVING



### „TEMPLE” ELEMENT AT RE



2/2

0  
10  
20  
30  
40  
50  
60  
70  
80  
90  
100  
110  
120  
130  
140  
150  
160  
170  
180

